


IFW PRODUCTS^{LLC}

FITTINGS • VALVES • ACCESSORIES

INDUSTRIAL PRODUCTS

Catalog No. 243



www.ifwproducts.com

TABLE OF CONTENTS

INTRODUCTION

Pictorial Index.....4



BRASS FITTINGS

Pipe Fittings 32
 Hose Barb Fittings 46
 Push On Barb Fittings 60
 Garden Hose Fittings 67
 Sae 45° Flare 79
 Inverted Flare Fittings 89
 Compression Fittings 106
 Flareless Fittings 119
 Push-In/ Push-To-Connect Fittings 124
 Brass Push-In Fittings 125
 Nickel Plated Push-In Fittings 132
 Composite Body Push-In Fittings 145
 D.O.T. Push-In Tube Fittings 153
 Composite Body Dot Push-In Fittings 160
 D.O.T. Air Brake - Nylon Tubing 165
 D.O.T. Air Brake Reusable Hose/ Fittings 174
 D.O.T Tubing & Gladhands 177
 Grease Fittings 182
 Specialty Valves And Cocks 190



LEAD FREE BRASS FITTINGS

Lead Free Pipe 202
 Lead Free Hose Barb..... 210
 Lead Free Garden Hose..... 213
 Lead Free Flare 216
 Lead Free Compression 221
 Lead Free Needle Valves 231
 Ice Maker Kits 233



PLUMBING ACCESSORIES

Poly PEX Adapters 234
 Lead Free Brass PEX Fittings..... 237
 Cold Expansion Poly PEX Adapters..... 240
 Cold Expansion Lead Free Brass PEX Fittings 242
 Lead Free Supply Stops 245
 Lead Free Suply Connectors 247
 Power Cords..... 249
 CPVC Transition Fittings..... 251
 No Hub Couplings..... 252
 Flexible Rubber Couplings 253
 Lead Free Di-Electric Unions..... 254
 Cleanout Plugs..... 255
 Barbed for Plastic Pipe 256
 PVC Valves 258



LEAD FREE BRASS VALVES

Ball Valves-FIP, SWT 260
 Ball Valve w/Drain..... 262
 SS Tee Handle 262
 Press Ball Valve 265
 Pex Ball Valves 266
 Push Fit Ball Valves 267
 Gate Valves 268
 Check Valves..... 268
 Y-Strainer 268
 Sillcocks 269
 Hose Bibb 270
 Boiler Drain 271
 PEX Sillcock..... 272
 Vaccuum Breaker 272
 Angle Globe Valves 273

TABLE OF CONTENTS (CONTINUED)



VALVES

Ball Valves - FIP	275
Locking Handle Ball Valve	276
Tee Handle	276
Male X Female	278
Spring, Angle, Exhaust.....	284
Gas Ball Valves	286
Mini Ball Valves	288
3-Way Ball Valves	291
Gate Valves.....	293
Y-Strainer.....	296
Check.....	297



SS/STEEL VALVES

SS Ball Valves.....	300
SS Mini Ball Valves.....	304
SS Check Valves	306
SS Y-Strainer.....	310
SS Globe Valves.....	311
SS Gate Valves.....	311
Steel Ball Valves	312
Hi-Pressure Ball Valves	314
Hi-Pressure Check Valves.....	315



DUCTILE IRON VALVES

Butterfly Valves.....	317
Check Valves.....	321
Gate Valves.....	325
Y-Strainers.....	329
Post Indicators	332
Carbon Steel Flanges	335
Ductile Iron Flanges	337
Gasket Sets.....	339



NIPPLES & FITTINGS

Brass Nipples	342
Bronze Fittings	350
Lead Free Brass Fittings	350
Lead Free Water Meter Flanges	360
Lead Free NPI Water Service Fittings	361
SS Nipples.....	367
Stainless Steel Fittings	373
Black And Galvanized Steel Nipples	381
Merchant Couplings	400
Api Line Couplings	401
Malleable Fittings	402
Steel Fittings	412
300# Malleable	414
Bull Plugs And Swages	416



PLASTIC FITTINGS

Pipe.....	419
Hose Barb	421
Garden Hose	425
Plastic Push-In Tube Fittings	428
Plastic Nipples	431
PVC Unions & Couplings	433



HOSE ACCESSORIES

Aluminum Cam And Groove	435
Poly Cam & Groove	438
Stainless Steel Cam & Groove.....	440
Brass Cam & Groove.....	442
Self Locking Cam & Groove.....	445
Crimplok Cam & Groove.....	447
Combination Nipples	449
Crimplok Universal	451
Crimplok King Nipples.....	452
Hose Menders.....	454
Universal Couplings	455
Fire Hose Fittings.....	458
Hammer Unions	459



BUCHANAN HOSE

Hose Information	461
Air & General Purpose	466
Material Handling	470
Petro, Steam & Chem	473
Water Suction	480
Hose Assemblies	488
Crimplok Ferrules	493
Crimplok Sleeves	499



HOSE CLAMPS

Worm Gear Clamps	507
Quick Release	511
T-Bolt Clamps	512
Constant Torque Hose Clamps	514
Double Bolt	517
Ear Clamps	520
Hammerlock Clamps	522
Clamp Tools	524
Hose Ferrules	527



TUBING

Polyurethane NSF 51®	529
Polyethylene	530
Nylon 12 Tubing	532
PVC Tubing - NSF61	533
Tube Cutters	533
Aluminum Tubing - Easy Bend	534
Copper Tubing - Refrigeration Tubing	534



HIGH PRESSURE SPRAYERS

Nozzles	536
Swivels	537
Sprayers	538
Quick Disconnects	539



PNEUMATICS

Industrial Interchange	542
Universal Series Couplers	545
Aro 210 Interchange	547
Automotive/ Parker Interchange (Tru-Flate)	549
Lincoln Interchange	551
Vents, Mufflers, Filters	555
Manifolds	557
Safety Valves	558
Tank Valves	559
Blow Guns	560
Tire Gauges	561
Foot Chucks	562
Gauges	566
Teflon Tape	568



HYDRAULIC ADAPTERS & ACCESSORIES

Technical Information	570
Profile Size Chart	576
Pipe Swivels	578
JIC	580
Bulkhead	585
Pipe	587
O-Ring	593
JIC Swivels	596
O-Ring Adapters	598
Face Seal	602
BSPT/BSPP/Metric	608
Quick Disconnect	612
Needle Valves	617
Flange Adapters	619



STAINLESS STEEL ADAPTERS

Technical Information	624
Pipe Swivels	626
JIC	627
Bulkhead	631
Pipe	632
SAE O-Ring Boss	636
JIC Swivels	638
Crimp Hose	641
























































BRASS

PICTORIAL INDEX

BRASS FITTINGS	PIPE	90° ELBOW  PG 33	90° FORGED EL  PG 33	45° ELBOW  PG 33	UNION TEE  PG 33	FGD TEE  PG 33	RED FRG TEE  PG 34	CROSS  PG 34
FORGED  PG 34	COUPLING  PG 34	RED COUPLING  PG 35	UNION  PG 35	CAP  PG 35	90° ST EL  PG 35	90° ST EL  PG 35	FORGE 90°  PG 36	FORGE RED  PG 36
SWIVEL STREET ELBOW  PG 36	HEX BUSHING  PG 36	FACE BUSHING  PG 37	SQ HEAD PLUG  PG 37	COUNTERSUNK  PG 37	SLOTTED HEAD  PG 37	CORED HEX  PG 37	SOLID HEX  PG 38	LOCKNUT  PG 38
CLOSE NIPPLE  PG 38	LONG NIPPLE  PG 38	HEX NIPPLE  PG 39	RED HEX NIPPLE  PG 39	45° ST EL  PG 39	45° FORGE ST EL  PG 39	STREET TEE  PG 40	FORGED ST TEE  PG 40	ADAPTER  PG 41
FPT X MPT SWIVEL  PG 41	HEAVY ADAPTER  PG 41	90° MALE ELBOW  PG 42	BARSTOCK ELBOW  PG 42	90° RED ELBOW  PG 42	MALE BRANCH T  PG 42	FGD BRANCH TEE  PG 42	ALL MALE T  PG 43	LONG ST EL  PG 43
LONG EX ADAPT  PG 43	FIP X MIP WYE  PG 43	MALE WYE N/P  PG 43	ALL FIP N/P WYE  PG 43	BULKHEAD FITTINGS	BULKHEAD FXF  PG 44	BULKHEAD FXM  PG 44	BULKHEAD FXM  PG 44	BULKHEAD FXM  PG 44
BULK TUBE X F  PG 44	FPXCLAMP-STUD  PG 44	MARINE BULK-HEAD  PG 44	STEEL BULK-HEAD  PG 45	STEEL BULK-HEAD  PG 45	STEEL BULK-HEAD  PG 45	STEEL BULK-HEAD  PG 45	STEEL BULK-HEAD  PG 45	STAINLESS BULKHEAD  PG 45
HOSE BARB	MALE ADAPTER  PG 47	BSPT ADAPTER  PG 48	SWL MALE ADPT  PG 48	SWL MALE ADPT  PG 48	MENDER/SPLICER  PG 48	FEMALE ADAPT  PG 49	FEMALE SWIVEL  PG 49	HI VOLUME SWIVEL  PG 49


BRASS

PICTORIAL INDEX

GASKET  PG 50	HB 90° ELBOW  PG 50	BS 90° ELBOW  PG 51	TEE  PG 51	UNION ELBOW  PG 51	BARB X FIP ELL  PG 52	BARB X MIP 45  PG 52	CROSS  PG 52	BALL END  PG 53
BALLSEAT  PG 53	BALLSEAT  PG 53	45° FLARE  PG 53	BARB X COMP  PG 53	DUAL FLARE  PG 54	CRIMP STYLE  PG 54	FEM FLARE  PG 54	CRIMP STYLE  PG 54	JIC FLARE SWL  PG 54
REUSABLE MALE  PG 54	FUEL HOSE  PG 55	BUBBLE BARB  PG 55	INV FLARE CONN  PG 55	90° MALE ELBOW  PG 55	BUBBLE ELBOW  PG 55	SWL MALE ELBOW  PG 56	WELD CONNECTOR  PG 56	WELD HOSE NUT  PG 56
HOSE CONNECT  PG 56	TUBE BARB	UNION SINGLE BARB  PG 57	MALE ADAPTER 1 BARB  PG 57	BULKHEAD UNION  PG 57	UNION ELBOW  PG 57	MALE 90° ELBOW  PG 57	TEE  PG 57	MALE BRANCH T  PG 57
FEMALE BRANCH T  PG 57	TWO BARB  PG 57	2 BARB TEE  PG 57	UNION ELBOW  PG 57	SS. HOSE BARB	SS ADAPTER  PG 58	SS SPLICER  PG 58	SS BARB ELBOW  PG 58	#304 SS HOSE  PG 58
#304 RED NIPPLE  PG 58	#316 SS HOSE NIPPLE  PG 58	BEVERAGE BARB	PIPE ADAPTER  PG 59	SWIVEL SETS  PG 59	ONE PIECE SWIVEL  PG 59	HOSE SPLICER  PG 59	PLUG  PG 59	U-BEND  PG 59
U-BEND/MAN  PG 59	CROSS  PG 59	FLO-JET TEE  PG 59	FLO-JET ELBOW  PG 59	FLO-JET OFFSET  PG 59	Y TEES  PG 59	THINWALL TEES  PG 59	BARB SPLICER 90  PG 59	PUSH-ON BARB
MALE ADAPTER  PG 61	MALE SWIVEL  PG 61	FEMALE SWIVEL  PG 61	HOSE SPLICER  PG 62	FEMALE ADAPTER  PG 62	MALE ELBOW  PG 62	TUBE ADAPTER  PG 63	SAE FLARE ADPT  PG 63	37° JIC FLARE  PG 63




































































BRASS

PICTORIAL INDEX

DUAL SEAL  PG 63	45° SAE FL SWL  PG 64	37° JIC FL SWL  PG 64	INV FLARE SWL  PG 64	INV FEMALE  PG 65	BALLSEAT  PG 65	FEMALE  PG 65	SS MALE ADPT  PG 66	FEMALE  PG 66
37° JIC FL SWL  PG 66	GARDEN HOSE	MGH X FGH  PG 68	FGH X FGH  PG 68	FGH X FGH  PG 68	FGH X FIP  PG 68	MGH X FIP CLR  PG 68	MIP X FIP EVAP  PG 68	FGH X FIP  PG 68
FGH X FIP FIXED  PG 69	FGH X MIP SWIVEL  PG 69	FGH X COMP ELL  PG 69	FGH X MIP SWIVEL  PG 69	FGH X MIP CRIMP  PG 69	FGH X MIP FIXED  PG 69	MGH X FIP FIXED  PG 70	MGH X FIP FIXED  PG 70	MGH X MIP FIXED  PG 70
MGH X MGH FIXED  PG 70	GH NUT  PG 70	GH NUT  PG 70	GH WASHER  PG 71	RED WASHER  PG 71	FILTER WASHER  PG 71	GH CAP  PG 71	GH CAP W/ CHAIN  PG 71	GH PLUG  PG 71
MENDER  PG 72	GH QD COUPLER  PG 72	GH QD PLUG  PG 72	FLARE X FGH FIXED  PG 72	FLARE X FGH SWIVEL  PG 72	COMP X FGH SWIVEL  PG 72	BARB X FGH SWIVEL  PG 73	SS FEMALE SWL  PG 73	BARB X MGH  PG 73
SS MALE END  PG 73	GH COUPLING SET  PG 73	SS GH COUPLING SET  PG 73	SHORT SHANK FE SW  PG 74	SHORT SHANK MALE  PG 74	SHORT SHANK SET  PG 74	LONG SHANK FE SW  PG 74	LONG SHANK MALE  PG 74	LONG SHANK SET  PG 74
NPSM SHORT FE SW  PG 75	NPSM SHORT MALE  PG 75	NPSM SHORT SET  PG 75	NPSM LONG FE SW  PG 75	NPSM LONG MALE  PG 75	NPSM LONG SET  PG 75	FGH X MGH BALL VALVE  PG 76	FGH X MGH SHUTOFF  PG 76	FGH X MGH PL S/O  PG 76
ZINC Y  PG 77	CAST BRASS WYE  PG 77	2-WAY SHUT-OFF Y  PG 77	GATED Y  PG 77	FGH X MGH 45  PG 77	CAST BRASS GATED Y  PG 77 PG 53	BRASS NOZZLE-2-1/2"  PG 78	CROSS PTRRN NOZ-3"  PG 78	CROSS PTRRN NOZ-4"  PG 78

BRASS

PICTORIAL INDEX

<p>SPRAY</p>  <p>PG 78</p>	<p>SPRAY</p>  <p>PG 78</p>	<p>SPRAY</p>  <p>PG 78</p>	<p>PL. SPRAY</p>  <p>PG 78</p>	<p>FLARE</p>		<p>SHORT ROD</p>  <p>PG 80</p>	<p>LONG ROD NUT</p>  <p>PG 80</p>	<p>LONG FRG. NUT</p>  <p>PG 80</p>	<p>SHORT FRG.</p>  <p>PG 81</p>	
<p>HVY. SHRT NUT</p>  <p>PG 81</p>	<p>FLARED PLUG</p>  <p>PG 81</p>	<p>FLARED CAP</p>  <p>PG 82</p>	<p>FNGR TIGHT.</p>  <p>PG 82</p>	<p>COPPER</p>  <p>PG 82</p>	<p>COPPER BON-</p>  <p>PG 82</p>	<p>M BALL CHK</p>  <p>PG 83</p>	<p>UNION</p>  <p>PG 83</p>	<p>REDUCING</p>  <p>PG 83</p>		
<p>UNION TEE</p>  <p>PG 84</p>	<p>REDUCING TEE</p>  <p>PG 84</p>	<p>M. BRANCH TEE</p>  <p>PG 84</p>	<p>FE. ADAPTER</p>  <p>PG 85</p>	<p>MALE ADAPTER</p>  <p>PG 86</p>	<p>MALE ELBOW</p>  <p>PG 87</p>	<p>FEMALE ELBOW</p>  <p>PG 88</p>	<p>MALE RUN TEE</p>  <p>PG 88</p>	<p>FLARE CROSS</p>  <p>PG 89</p>		
<p>FE RUN TEE</p>  <p>PG 89</p>	<p>FLARE ELBOW</p>  <p>PG 89</p>	<p>45° ELBOW</p>  <p>PG 90</p>	<p>UNION</p>  <p>PG 90</p>	<p>FE. FL ADAPTER</p>  <p>PG 90</p>	<p>FL REDUCER</p>  <p>PG 90</p>	<p>FORGED SWIVEL</p>  <p>PG 91</p>	<p>SWIVEL ELBOW</p>  <p>PG 91</p>	<p>FL X SWT</p>  <p>PG 91</p>		
<p>SPACE HEATER</p>		<p>SPACE NUT</p>  <p>PG 92</p>	<p>HEATER MALE</p>  <p>PG 92</p>	<p>SPACE FEMALE</p>  <p>PG 92</p>	<p>HEATER UNION</p>  <p>PG 92</p>	<p>GAS RANGE</p>		<p>GAS MALE</p>  <p>PG 92</p>	<p>RANGE FEMALE</p>  <p>PG 92</p>	<p>RANGE CAP</p>  <p>PG 92</p>
<p>POL</p>		<p>TAILPIECE</p>  <p>PG 93</p>	<p>POL ADAPTER</p>  <p>PG 93</p>	<p>TAILPIECE</p>  <p>PG 93</p>	<p>POL ADAPTER</p>  <p>PG 93</p>	<p>HEX HEAD</p>  <p>PG 93</p>	<p>POL ADAPTER</p>  <p>PG 93</p>	<p>SOFT NOSE</p>  <p>PG 93</p>	<p>POL ADAPTER</p>  <p>PG 93</p>	
<p>PROPANE ADAPTER</p>  <p>PG 94</p>	<p>DUST PLUG</p>  <p>PG 94</p>	<p>POL X MIP</p>  <p>PG 94</p>	<p>FPT X POL</p>  <p>PG 94</p>	<p>POL TEE</p>  <p>PG 95</p>	<p>TAILPIECE</p>  <p>PG 95</p>	<p>TAIL AND NUT</p>  <p>PG 95</p>	<p>POL CAP</p>  <p>PG 95</p>	<p>PLUG AND CHAIN</p>  <p>PG 95</p>		
<p>ADAPTER</p>  <p>PG 95</p>	<p>MALE ADAPTER</p>  <p>PG 95</p>	<p>37 FLARE</p>		<p>JIC UNION</p>  <p>PG 96</p>	<p>JIC FE ADPT</p>  <p>PG 96</p>	<p>MALE ADAPTER</p>  <p>PG 96</p>	<p>JIC SWIVEL</p>  <p>PG 96</p>	<p>90° ELBOW</p>  <p>PG 97</p>	<p>45° ELBOW</p>  <p>PG 97</p>	

BRASS

PICTORIAL INDEX

INVERTED FLARE	CHROMATE  PG 99	LONG STEEL  PG 99	INVERTED FL  PG 99	METRIC TUBE  PG 99	UNION INTER-  PG 100	FE. ADAPTER  PG 100	MALE ADAPTER  PG 100	ELBOW  PG 101
45° ELBOW  PG 101	UNION TEE  PG 101	STEEL PLUG  PG 102	BRASS PLUG  PG 102	M. BRANCH TEE  PG 102	FEMALE  PG 102	MALE RUN TEE  PG 102	FE. BRANCH  PG 103	TRAIL BRAKE  PG 103
CYLINDER ADAPT  PG 103	CYLINDER ADAPT  PG 104	CARBURETOR  PG 104	RESTRICT. ADAPT  PG 104	SAE FL X INVERT  PG 105	METRIC ADAPTER  PG 105	ADAPT STAND- DARD  PG 105	METRIC UNION  PG 105	COMPRESSION
BRASS SLEEVE  PG 107	BRASS NUT  PG 107	UNION  PG 107	REDUCING UNION  PG 108	TEE  PG 108	REDUCING TEE  PG 108	UNION ELBOW  PG 109	REDUCING ELBOW  PG 109	FE. ADAPTER  PG 109
MALE ADAPTER  PG 110	BS MALE ELBOW  PG 111	MALE ELBOW  PG 111	MALE RUN TEE  PG 112	M. BRANCH TEE  PG 112	FE. ELBOW  PG 112	FORGED TEE  PG 113	ADAPTER TEE  PG 113	FE. BRANCH TEE  PG 113
45° ELBOW  PG 113	CAP  PG 113	COMPRESS PLUG  PG 113	BULKHEAD UNION  PG 114	CHECK VALVE  PG 114	TANK ADAPTER  PG 114	DOUBLE COMP.	DOUBLE COM- PRESSION  PG 115	MALE ADAPTER  PG 115
90° ELBOW  PG 115	BREAK-AWAY NUT  PG 115	SPLIT SLEEVE	SPLIT SLEEVE  PG 116	NUT  PG 116	DBL. END UNION  PG 116	CONNECTOR TRANSMISSION  PG 116	ELBOW  PG 116	SPECIAL COMP AS- SEMBLIES
DELTRIN SLEEVE  PG 117	BRASS INSERT  PG 117	LONG NUT COMP  PG 117	SELF-ALIGN SLEEVE  PG 117	CAPTIVE SLEEVE	CAP SLEEVE NUT  PG 118	UNION  PG 118	TEE  PG 118	FE ADAP  PG 118

BRASS

PICTORIAL INDEX

MALE ADAPTER  PG 118	MALE ELBOW  PG 118	M. BRANCH TEE  PG 118	ANG. NEED.  PG 118	SLE. NEED.  PG 118	FLARELESS	NUT PLS.  PG 120	UNION  PG 120	BULKHEAD  PG 120
BULKHEAD-FL X  PG 120	UNION TEE  PG 120	FE. CONNec-  PG 121	M. CONNECTOR  PG 121	MALE ELBOW  PG 121	FEMALE  PG 122	MALE RUN TEE  PG 122	M. BRANCH TEE  PG 122	FE. BRANCH  PG 122
UNI NUT SLEEVE  PG 123	BRASS NUT  PG 123	PLASTIC SLEEVE  PG 123	PLASTIC CAP  PG 123	PUSH-IN FITTINGS	BRASS PUSH-IN	UNION CON- NECT  PG 126	UNION TEE  PG 126	UNION ELBOW  PG 126
FE. CONNec- TOR  PG 126	M. CONNECTOR  PG 127	SWVL. M. ELBOW  PG 127	FIXED M. ELBOW  PG 128	FE. SWVL ELBOW  PG 128	FEMALE ELBOW  PG 128	SWVL M. RUN T  PG 128	FIXED M. RUN T  PG 129	SWVL M. BRANCH  PG 129
FIX M. BRANCH T  PG 129	SWIVEL 45 ELBOW  PG 129	UNION "Y"  PG 130	BULKHEAD UNION  PG 130	FE. BLKHD UNION  PG 130	CROSS  PG 130	REDUCER  PG 131	DOUBLE MALE UNION  PG 131	PLASTIC PLUG  PG 131
N/P PUSH-IN FITTINGS	UNION CON- NECT  PG 133	UNION TEE  PG 133	UNION ELBOW  PG 133	FE. CONNec- TOR  PG 133	FIXED M. ELBOW  PG 134	M. CONNECTOR  PG 134	SWVL. M. ELBOW  PG 134	FE. SWVL ELBOW  PG 135
SWVL. M. RUN T  PG 135	SWVL M. BRANCH  PG 135	BULKHEAD UNION  PG 135	REDUCER  PG 136	UNION "Y"  PG 136	FLOW CON- TROL OUT  PG 136	METRIC N/P BRASS	UNION  PG 137	UNION TEE  PG 137
UNION ELBOW  PG 138	UNION "Y"  PG 138	PLUG  PG 138	MALE ADAPTER  PG 138	INTERNAL HEX  PG 139	MALE ELBOW  PG 139	METRIC SWVL TEE  PG 139	BULKHEAD  PG 139	N/P WITH NICKEL COLLET

BRASS

PICTORIAL INDEX

NC UNION  PG 140	NC TEE  PG 140	NC ELBOW  PG 140	NC FE ADAP  PG 140	NC MALE ADAP  PG 141	NC MALE ELL  PG 141	MALE RUN TEE  PG 142	MALE BRANCH T  PG 142	BULKHEAD  PG 142
METRIC N/P COLLET	METRIC UNION  PG 142	METRIC TEE  PG 142	UNION ELBOW  PG 143	MALE ADAP  PG 143	SW MALE ELL  PG 143	SS PUSH-IN	SS UNION  PG 144	SS TEE  PG 144
SS ELL  PG 144	MALE ADAP  PG 144	SW MALE ELL  PG 144	COMPOSITE BODY PUSH-IN	UNION  PG 146	UNION TEE  PG 146	FE. CONNECTOR  PG 146	90° UNION ELB.  PG 146	UNION "Y" CONN  PG 146
M. CONNECTOR  PG 147	SW MALE ELBOW  PG 147	FE. SWVL ELBOW  PG 147	45 SWIVEL ELL  PG 148	SWVL M. RUN T  PG 148	SWVL M. BRANCH  PG 148	BULKHEAD FE.  PG 149	BULKHEAD UNION  PG 148	SWIVEL "Y" CON  PG 149
NEEDLE VALVE  PG 149	FLOW CONTROL  PG 149	FLOW CONTROL  PG 149	FLOW CONTROL OUT  PG 150	UNION HAND VALVE  PG 150	METRIC COMP PUSH-IN	METRIC MALE  PG 151	METRIC ELBOW  PG 151	METRIC TEE  PG 151
METRIC UNION  PG 150	SW BRANCH T  PG 152	SW RUN T  PG 152	METRIC SW ELBOW  PG 151	METRIC WYE  PG 152	METRIC SW WYE  PG 152	FLOW CONTROL OUT  PG 151	DOT PUSH-IN	PLUG  PG 154
UNION  PG 154	UNION TEE  PG 154	UNION ELBOW  PG 154	FEMALE CONN  PG 154	MALE CONNECTOR  PG 155	MALE ELBOW  PG 155	MALE SWL ELBOW  PG 155	FEMALE ELBOW  700402.PSD	FEMALE SWL EL  PG 156
MALE RUN TEE  PG 156	MALE SWL RUN T  PG 156	MALE 45° ELBOW  PG 157	45° SWL ELBOW  PG 157	MALE BRANCH T  PG 157	SWL BRANCH TEE  PG 158	FEM BRANCH T  PG 158	BULK CONNECT  PG 158	BULKHEAD UNION  PG 158

BRASS

PICTORIAL INDEX































































FEM BULK  PG 158	METRIC DOT P-I	UNION  PG 159	UNION TEE  PG 159	MALE CONNEC-  PG 159	COMP D.O.T. PUSH-IN	STRAIGHT  PG 161	UNION TEE  PG 143	UNION 90° EL  PG 161
FEM CONNEC-  PG 161	MALE CONNEC-  PG 162	90° MALE  PG 162	90° FEMALE EL  PG 162	MALE RUN TEE  PG 163	MALE BRANCH  PG 163	FEM BRANCH T  PG 163	45° MALE  PG 163	UNION "Y"  PG 164
MALE BRANCH "Y"  PG 164	BULKHEAD UNION  PG 164	FEM BULK CONN  PG 164	FLARE ADAPTER  PG 164	DOT AIR BRAKE NYLON	SLEEVE  PG 166	NUT  PG 166	UNION  PG 166	BULKHEAD UNION  PG 166
SS INSERT  PG 166	BRASS INSERT  PG 166	TEE  PG 167	RED BRANCH TEE  PG 167	UNION ELBOW  PG 167	FEMALE ADAPTER  PG 167	MALE ADAPTER  PG 168	SWL MALE ADPT  PG 168	MALE ELBOW  PG 168
SWL MALE ELBOW  PG 168	FEMALE ELBOW  PG 169	MALE RUN TEE  PG 169	MALE BRANCH T  PG 169	FEM BRANCH T  PG 169	45° ELBOW  PG 170	SWL 45° ELBOW  PG 170	BULKHEAD  PG 170	DOT AIR BRAKE COPPER
SLEEVE  PG 172	NUT  PG 172	UNION  PG 172	TEE  PG 172	MALE ADAPTER  PG 173	90° MALE ELBOW  PG 173	DOT FOR HOSE	SLEEVE  PG 174	NUT  PG 174
NUT-USE SPRING  PG 174	SPRING  PG 175	NUT/SPRING  PG 175	UNION  PG 175	CONNECTOR HOSE  PG 175	MALE CONNEC-TOR  PG 175	ADAPTER FOR SWL  PG 176	MALE ADAPTER  PG 176	ADAPTER BODY  PG 176
MALE ADAPTER  PG 176	AIR BRAKE ACCESSORIES	GLADHANDS  PG 177	GLADHAND GRIPS  PG 179	GLADHAND SEALS  PG 179	AIR BRAKE TUBING  PG 180	FUEL HOSE  PG 181	AIR BRAKE HOSE  PG 181	HOSE REPAIR KIT  PG 181

BRASS // LEAD FREE

PICTORIAL INDEX

TARP STRAPS  PG 181	CABLE TIE  PG 181	GREASE FITTINGS		1/8 STR.  PG 182	BALL CHECK  PG 182	1/8" 30  PG 182	1/8" 45  PG 182	65° 1/8"  PG 182	90° 1/8"  PG 182	
1/4 STR  PG 182	65° BALL  PG 183	SHORT 1/4-28  PG 183	LONG 1/4-28  PG 183	EXTRA LONG  PG 183	SHORT 45° BC  PG 183	SHORT 45° BC  PG 183	LONG 45° BC  PG 183	90° BALL  PG 183		
DRIVE TYPE  PG 184	DRIVE TYPE  PG 184	6MM  PG 184	6MM 45°  PG 184	6MM 90°  PG 184	8MM  PG 184	8MM 45°  PG 184	8MM 90°  PG 184	10MM  PG 185		
10MM 45°  PG 185	10MM 90°  PG 185	5/16"-24  PG 185	3/8" - 24  PG 185	BUTTON HEAD  PG 185	WHIP HOSE  PG 185	ADAPTERS  PG 186	ADAPTERS  PG 186	EXTENSIONS  PG 186		
45° ANGLE  PG 186	BULKHEAD  PG 186	BSPT/BSPP FITTINGS		MALE BSPP NIPPLE  PG 187	MALE BSPT NIPPLE  PG 187	BSPT X MPT NIPPLE  PG 187	BSPP X MPT NIPPLE  PG 187	BSPP CS PLUG  PG 187	BSPT CS PLUG  PG 187	
BSP CAP  PG 187	BARB X FE BSPP SW  PG 187	BSPT X FIP  PG 188	MIP X FE BSP  PG 188	MALE BSPT X FE BSP  PG 188	BARB X BSPP  PG 188	BARB X BSPT  PG 188	MALE BSPP X FE BSP  PG 188	FE BSPP X FPT  PG 188		
FE BSP COU-PLING  PG 188	MIP X FE BSPT  PG 188	MALE BSPT ELL  PG 189	MALE BSPT X FE BSP ELL  PG 189	BSP ELBOW  PG 189	BSPT ALL MALE TEE  PG 189	BSP TEE  PG 189	BSP MALE RUN TEE  PG 189	BSPT 45 ST ELL  PG 189		
BSP FE BRANCH TEE  PG 189	SPECIALTY VALVES		DRAIN COCKS		GAS SHUT OFF  PG 191	DRAIN COCK  PG 191	TRUCK DRAIN  PG 191	SHUT OFF  PG 191	LEVER HANDLE  PG 191	AIR TANK VALVE  PG 191

LEAD FREE
PICTORIAL INDEX

INTERNAL SEAT  PG 192	INTERNAL SEAT  PG 192	LG INTERNAL  PG 192	TEE HANDLE  PG 192	EXT W/ SPOUT  PG 192	BIBB NEEDLE  PG 192	RADIATOR  PG 192	SHUT OFF COCKS	COMP X MALE  PG 193
COMP X COMP  PG 193	FEMALE X FEM  PG 193	MALE X FE-  PG 193	MALE X MALE  PG 193	NEEDLE VALVES	COMP X MALE  PG 194	COMP X M  PG 194	COMP X COMP  PG 194	FLARE X MALE  PG 194
FLARE X MALE  PG 195	FLARE X FLARE  PG 195	AIR VENT  PG 195	MALE TO MALE  PG 195	F X F  PG 195	MALE X FE-MALE  PG 195	SPECIALTY VALVES	BARB X MIP TRUCK  PG 196	FEMALE TO MALE  PG 196
FLARE TO MALE  PG 196	MIP X FLARE  PG 196	SOLID BOTTOM VALVES	SOLID BOTTOM  PG 196	FUEL VALVE  PG 196	MALE X MALE  PG 196	F X F  PG 196	MALE X FLARE  PG 196	SHUT OFF COCK VALVES
3-WAY (SIDE)  PG 197	3-WAY (BOTTOM)  PG 197	4-WAY  PG 197	MARINE FITTINGS	ANTI-SIPHON  PG 198	ANTI-SIPHON  PG 198	MXF ANTI-SIPHON  PG 198	ALUM MXF  PG 198	MINIATURE BALL VALVES
MINI BALL  PG 199	MALE X MALE  PG 199	PIPE X BARB  PG 199	F X F  PG 199	F X F  PG 199	F X F  PG 199	FNPT X FNPT  PG 199	MNPT X FNPT  PG 199	PANEL MOUNT
FIP X FIP  PG 199	ANGLE F X F  PG 199	THREE WAY  PG 199	N/P VALVES	PUSH-IN VALVE  PG 200	PUSH-IN X MIP  PG 200	F X F  PG 200	MXF MINI BALL  PG 200	FIP ANGLE BALL  PG 200
3 WAY MINI  PG 200	CHECK VALVES	FIPXFIP 500 PSI  PG 201	M X F 500 PSI  PG 201	M X M 2500 PSI  PG 201	M X F 2500 PSI  PG 201	F X F 1200 PSI  PG 201	NPT X NPSM 220 PSI  PG 201	F X F 3000 PSI  PG 201














LEAD FREE // PLUMBING ACCESSORIES

PICTORIAL INDEX

F X M PSI  PG 201	LEAD FREE FITTINGS	L/F PIPE	BS ELL  PG 203	FGD ELL  PG 203	BS 45  PG 203	FGD TEE  PG 204	BS TEE  PG 204	CROSS  PG 204
COUPLING  PG 204	UNION  PG 205	SQ. HEAD  PG 205	CAP  PG 205	BUSHING  PG 206	FACE BUSH  PG 206	HEX PLUG  PG 205	CS PLUG  PG 205	ST. ELL  PG 208
BS ST ELL  PG 208	FGD ST ELL  PG 209	45 ST ELBOW  PG 209	HEX NIPPLE  PG 207	CL. NIPPLE  PG 207	ADAPTER  PG 208	NIPPLE  PG 207	ALL MALE  PG 210	BS ELL  PG 209
MALE BRANCH  PG 209	MALE RUN  PG 209	L/F PUSH-ON	MALE ADAPTER  PG 210	L/F HOSE BARB	RIGID MALE ADAPTER  PG 211	FORGED HOSE BARB  PG 212	MENDER/SPLICER  PG 212	RIGID FEMALE  PG 212
BARB TEE  PG 212	LF MINI BALL  PG 212	L/F GARDEN HOSE	MGH X MALE  PG 214	GARDEN HOSE  PG 213	FGH X MALE  PG 214	MGH X MGH  PG 214	Y  PG 214	SWIVEL  PG 213
MALE END  PG 213	FEMALE SWIVEL  PG 213	CAP  PG 215	GARDEN HOSE NUT  PG 215	RIGID  PG 214	SWIVEL  PG 213	FGH X MALE  PG 214	MGH X FEMALE  PG 214	EVAP CLR FTGS  PG 215
L/F FLARE	SHORT ROD NUT  PG 216	SHORT FORGE NUT  PG 216	UNION  PG 217	FLARED CAP  PG 217	TEE  PG 217	PLUG  PG 217	FEMALE ADAPTER  PG 218	MALE BRANCH TEE  PG 218
FORGED SWIVEL  PG 218	MALE ADAPTER  PG 219	UNION ELBOW  PG 219	FIP BRANCH TEE  PG 219	90° MALE ELBOW  PG 220	FEMALE ELBOW  PG 220	L/F COMPRESSION	BRASS SLEEVE  PG 221	NUT  PG 222

PLUMBING ACCESSORIES // LEAD FREE VALVES

PICTORIAL INDEX

BRASS INSERT  PG 222	CAPTIVE  PG 222	CAP  PG 222	UNION  PG 223	TANK UNION  PG 223	TEE  PG 223	UNION ELBOW  PG 224	FEMALE  PG 225	COMP X SWEAT  PG 225		
MALE ADAPTER  PG 226	MALE ELBOW  PG 227	TANK CONNEC-  PG 227	FEMALE  PG 228	45 ELBOW  PG 228	MALE RUN TEE  PG 228	MALE BRANCH  PG 229	COMPX FIP  PG 229	FIPXMIPXCOMP  PG 229		
COMPX FIP TEE  PG 229	COMP X FE FL  PG 229	COMP X MALE FLARE  PG 229	COMP X FE COMP  PG 230	COMP X FE FLARE  PG 230	COMP X FE GDN HOSE  PG 230	COMP X FE GDN HOSE 90  PG 230	ADD-A-TEE  PG 230	L/F NEEDLE VALVES		
COMP NEEDLE VLV  PG 231	COMP X MIP NDL VLV  PG 231	COMP X M ANGLE  PG 231	FL X FL NEEDLE VALVE  PG 231	FL X MIP NEEDLE VALVE  PG 231	FIP X FIP NEEDLE VALVE  PG 231	M X F PIPE  PG 231	MIP X MIP NEEDLE VALVE  PG 232	VALVE WITH TEE  PG 232		
VALVE W/ SADDLE  PG 232	SADDLE ONLY  PG 232	SADDLE VALVE  PG 232	ICE MAKER KIT  PG 233	PLUMBING ACCESSORIES		PEX ADAPTERS		MALE ADAPTER  PG 236	FEMALE ADAPTER  PG 235	FEMALE NPSM ADAPTER  PG 235
TEE  PG 235	PLUG  PG 236	MALE BRANCH TEE  PG 236	COUPLING  PG 235	UNION ELBOW  PG 235	MALE ELBOW  PG 236	PEX CLAMP  PG 236	LF BRASS PEX FITTINGS		MALE ADAPTER  PG 237	
FEMALE ADAPTER  PG 237	MALE SWEAT  PG 237	FEMALE SWEAT  PG 237	UNION  PG 238	UNION ELBOW  PG 238	UNION TEE  PG 238	REDUCING TEE  PG 238	MALE ELBOW  PG 239	ADAPTER  PG 239		
DROP EAR  PG 239	SWEAT ELL  PG 239	PLUG  PG 239	COLD EXPANSION PEX		COUPLING  PG 240	TEE  PG 240	UNION ELBOW  PG 240	FEMALE ADAPTER  PG 240	NPSM FEMALE ADAPTER  PG 240	
































































LEAD FREE VALVES // VALVES

PICTORIAL INDEX

MALE ADAPTER  PG 241	MALE ELBOW  PG 241	NPSM FEMALE  PG 241	PLUG  PG 241	COLD EXPAN-  PG 241	MALE ADAPTER  PG 242	FEMALE  PG 242	SWEAT  PG 242	FEMALE SWEAT  PG 242
COUPLING  PG 243	UNION ELBOW  PG 243	UNION TEE  PG 243	REDUCING TEE  PG 243	MALE ELBOW  PG 244	DROP EAR  PG 244	FEMALE SWEAT  PG 244	PLUG  PG 244	SUPPLY STOPS & CONNECTORS
3-WAY STOPS  PG 245	CONTRACTOR  PG 245	COMP X FIP  PG 245	COMP X SWT  PG 245	X C/E PEX  PG 245	X PEX  PG 245	1/4 COMP  PG 245	PRESS FIT  PG 245	X FIP  PG 245
STRAIGHT STOPS  PG 246	X FIP  PG 246	X SWT  PG 246	X C/E PEX  PG 246	X PEX  PG 246	1/4 COMP  PG 246	XCPVC  PG 246	PRESS FIT  PG 246	3/8 X FIP LAV CONNECTOR  PG 247
3/8 X 3/8 LAV CNCTR  PG 247	PVC BALLCOCK CNCTR  PG 247	PVC LAV CON-NECTOR  PG 247	PVC LAV 3/8 COMP CNCTR  PG 247	FIP X B/C SS CONNECTOR  PG 247	ICE MAKER SS CNCTR  PG 248	3/8 GDN HOSE SS CNCTR  PG 248	WATER HEATER CONNECTOR  PG 248	WASHING MACHINE CNCTR  PG 248
CONNECTOR W/ELBOW  PG 248	POWER CORDS	3 WIRE RANGE  PG 249	3 WIRE DRYER  PG 249	4 WIRE RANGE  PG 249	4 WIRE DRYER  PG 250	DISHWASHER  PG 250	POWER SUPPLY  PG 250	EXTENSION  PG 250
TRANSITION FITTINGS	CPVC SS MALE ADAPTER  PG 251	CPVC BRASS ADAPTER  PG 251	FEMALE ADAPTER CPVC  PG 205	CPVC DROP EAR BRASS  PG 251	CPVC SS MALE ADAPTER  PG 251	CPVC SS DROP EAR  PG 251	NO HUB COUPLINGS	COUPLINGS  PG 252
REDUCERS  PG 252	HEAVY DUTY  PG 252	RBR COUPLING  PG 253	RBR RED CPLG  PG 253	TEST CAP  PG 253	CONNECTORS  PG 253	DIELECTRIC UNIONS	FIP X SWEAT  PG 254	MIP X SWT  PG 254

VALVES

PICTORIAL INDEX

FIP X FLANGE  PG 254	CLEANOUT PLUGS	SQUARE HEAD  PG 255	COUNTERSUNK  PG 255	TAPPED  PG 255	IRON BODY  PG 255	IRON BODY  PG 255	BRONZE INSERT FITTINGS	BARB FOR PL  PG 256
BRONZE TEE  PG 256	90 BRONZE  PG 256	UNION 90  PG 256	STEEL INSERT FITTINGS	STEEL INSERT  PG 256	REDUCER  PG 256	UNION  PG 256	SS INSERT FITTINGS	SS MALE  PG 257
BRONZE MALE ADAPTER  PG 257	SS 90 ELBOW  PG 257	L/F INSERT FITTINGS	LF UNION  PG 257	LF MALE BRANCH  PG 257	LF UNION ELBOW  PG 257	PVC VALVES	PVC THREAD  PG 258	SLIP X SLIP  PG 258
FIP X FIP  PG 258	SLIP X SLIP  PG 258	IN-LINE CHECK  PG 259	FIP PVC CHECK  PG 259	DRUM FAUCET  PG 259	DRUM & BARREL  PG 259	L/F BRASS VALVES	LF BALL VALVE  PG 261	SWT X SWT  PG 261
IPS W/DRAIN  PG 262	SWT W/DRAIN  PG 262	SS TEE HANDLE  PG 262	MALE X FEMALE  PG 262	FIP X FIP LF  PG 263	SWT X SWT LF  PG 263	LF ITALIAN  PG 264	SWT X SWT LF  PG 264	LF COPPER PRESS VALVE  PG 265
C/E PEX UNION BALL  PG 266	C/E PEX W/ DRAIN & DROP  PG 266	PEX BALL VALVE  PG 266	MIP X PROPEX  PG 266	PEX DRAIN VALVE  PG 266	PUSH FIT VALVE  PG 267	L/F GATE & CHECK VALVES	LF GATE VALVE  PG 268	GATE VALVE CXC  PG 268
LF BRASS CHECK  PG 268	SWING CHECK  PG 268	CXC SWING CHK  PG 268	Y-STRAINER  PG 268	FROST FREE  PG 269	MALE HOSE BIBB  PG 270	FIP HOSE BIBB  PG 270	SWT HOSE BIBB  PG 270	FIP BOILER DRN  PG 271
MIP BOILER  PG 271	ANGLE MALE  PG 271	ANGLE FIP  PG 271	PEX SILLCOCK  PG 272	CE PEX SILLCOCK  PG 272	VACUUM BREAK  PG 272	ANGLE GLOBE VALVES	LF W/HAND-WHEEL HANDLE  PG 273	LF W/CROSS HANDLE  PG 273
































































VALVES // NIPPLES AND FITTINGS

PICTORIAL INDEX

CROSS  PG 273	UNION W/  PG 273	VALVES	FORGED BRASS  PG 275	LOCKING  PG 276	BUTTERFLY  PG 276	ITALIAN BALL  PG 277	M X F  PG 278	ITALIAN M X F  PG 279
MXF TEE  PG 280	FXM LOCKING  PG 281	FXF NICKEL  PG 282	NP/SS TRIM  PG 283	SPRING  PG 284	RIGHT ANGLE  PG 284	3WAY NON-  PG 285	SAFETY EX-  PG 285	GAS VALVES
GAS BALL VALVE  PG 286	FLARE X FLARE  PG 286	FLARE X MIP  PG 286	FLARE X FIP  PG 286	ITALIAN GAS BALL  PG 286	MINI BALL VALVES	ITALIAN MINI BALL  PG 287	M X F  PG 287	FXF FLAG HANDLE  PG 288
TEE HANDLE  PG 288	MXF FLAG  PG 289	TEE HANDLE  PG 289	F X F MINI  PG 290	F X M MINI  PG 290	M X M MINI  PG 290	BARB X MALE MINI  PG 290	BARB X FE-MALE  PG 290	BARB X BARB MINI  PG 290
3-WAY BALL VALVE	3-WAY SIDE OUT  PG 291	3-WAY BOTTOM  PG 291	STRAINER  PG 292	RADIATOR AIR  PG 292	KEY ONLY  PG 292	SILLCOCK  PG 292	HOSE BIBBS  PG 292	GARDEN VALVE  PG 292
GATE VALVE  PG 293	BRONZE GATE  PG 294	QUICK OPENING  PG 295	Y-STRAINER  PG 296	BRASS SWING CHECK	SWING CHECK  PG 297	CHECK VALVE  PG 297	IN LINE CHECK  PG 298	IN LINE CHECK  PG 299
SS FULL PORT VALVES	2000#  PG 301	316 SS 1-PC 1000 STD PORT  PG 302	316 SS 2-PC 1000 FP  PG 303	SS MINI  PG 304	SS M X F  PG 304	FXF BUTTERFLY  PG 305	MXF BUTTERFLY  PG 305	MXM BUTTERFLY  PG 305
SS CHECK VALVES	304 CHECK  PG 306	SS IN LINE  PG 307	FXF SPRING CHK  PG 308	MXF SPRING CHK  PG 308	Y-SPRING CHECK  PG 309	2PC BARREL  PG 309	Y STRAINER  PG 310	SS SWING CHK  PG 310

NIPPLES AND FITTINGS

PICTORIAL INDEX

SS GLOBE  PG 311	SS GATE VALVE  PG 311	CARBON STEEL BALL VALVES	STANDARD  PG 312	2PC FULL PORT  PG 313	2 WAY  PG 314	3 WAY  PG 314	CHECK VALVES  PG 315	DUCTILE IRON VALVES
BUTTERFLY  PG 317	BUTTERFLY  PG 317	BUTTERFLY  PG 318	BUTTERFLY  PG 318	BV W/ALUM  PG 319	GEAR-LUG W/  PG 319	GEAR RE-  PG 320	WHEEL  PG 320	EXTENSIONS  PG 320
ROLL PIN  PG 320	WAFER CHECK  PG 321	CHECK VALVE UL  PG 322	CHECK  PG 323	CHECK  PG 324	GATE VALVE NO TAP  PG 325	GATE VALVE NRS RES.  PG 326	GATE VALVE DI  PG 327	GATE VALVE FL X MJ  PG 328
Y STRAINER  PG 329	FLANGED Y  PG 329	IPS GATE  PG 330	RT GATE  PG 330	FL GATE  PG 331	POST INDICA-TOR  PG 332	PI GATE VALVE FL ENDS  PG 333	PI GATE VALVE MJ ENDS  PG 334	CARBON STEEL FLANGES
SLIP-ON  PG 335	THREADED  PG 335	WELD NECK FLNG  PG 336	BLIND FLNG  PG 336	DUCTILE IRON FLANGES	COMP FLANGE THREAD  PG 337	COMPANION FLANGE  PG 338	BLIND FLANGE  PG 338	GASKET SETS
RUBBER GAS-KETS SETS  PG 339	FULL FACE RED RUBBER GASKET  PG 339	NON-AS-BESTOES RING GASKET  PG 340	NIPPLES & FITTINGS	BRASS NIPPLES	SEAMLESS SCH 40  PG 343	CHROME PLATED  PG 349	BRONZE FITTINGS	L/F BRONZE FITTINGS
90° ELBOW  PG 351	90° REDUCE ELB  PG 351	90° STREET ELLS  PG 352	45° ELBOW  PG 352	BRONZE D/E  PG 352	SWT X SWT  PG 352	PEX X FIP  PG 352	45 ST ELBOW  PG 353	CROSS  PG 353
TEE  PG 353	REDUCING TEE  PG 354	COUPLING  PG 355	REDUCE COUP  PG 355	CAP  PG 356	UNION  PG 292	HEX LOCKNUT  PG 358	HEX BUSHING  PG 357	HEX BUSHING  PG 357

NIPPLES AND FITTINGS

PICTORIAL INDEX

<p>CNTRSUNK</p>  <p>PG 358</p>	<p>CORED PLUG</p>  <p>PG 358</p>	<p>SOLID PLUG</p>  <p>PG 358</p>	<p>HEX NIPPLE</p>  <p>PG 359</p>	<p>REDUCE HEX</p>  <p>PG 359</p>	<p>LF COMPANION</p>  <p>PG 359</p>	<p>LF WATER METER FLANGES</p>	<p>METER COU-</p>  <p>PG 360</p>	<p>FLANGE OVAL</p>  <p>PG 360PG 360</p>
<p>FLANGE OVAL</p>  <p>PG 360</p>	<p>LF NPI WATER SERVICE</p>	<p>FIP X PEP</p>  <p>PG 361</p>	<p>MIP X PEP</p>  <p>PG 361</p>	<p>FIP X FLARE</p>  <p>PG 361</p>	<p>MIP X FLARE</p>  <p>PG 361</p>	<p>FLARE X FLARE</p>  <p>PG 362</p>	<p>ALL FLARE TEE</p>  <p>PG 362</p>	<p>MIP X CTS</p>  <p>PG 362</p>
<p>FLARE X FLARE ELBOW</p>  <p>PG 362</p>	<p>CTS X CTS</p>  <p>PG 363</p>	<p>MIP X CTS</p>  <p>PG 363</p>	<p>FIP X CTS</p>  <p>PG 363</p>	<p>CTS X FLARE</p>  <p>PG 363</p>	<p>PEP X PEP</p>  <p>PG 364</p>	<p>CTS X PEP</p>  <p>PG 364</p>	<p>MIP X XS</p>  <p>PG 364</p>	<p>CTS TEE</p>  <p>PG 364</p>
<p>MIP X CTS X MIP TEE</p>  <p>PG 365</p>	<p>FIP X CTS X FIP TEE</p>  <p>PG 365</p>	<p>PEP X PEP ELBOW</p>  <p>PG 365</p>	<p>CTS X CTS ELBOW</p>  <p>PG 365</p>	<p>CTS X PEP ELBOW</p>  <p>PG 365</p>	<p>C/P BRONZE FITTINGS</p>	<p>C/P ST ELL</p>  <p>PG 366</p>	<p>C/P COUPLING</p>  <p>PG 366</p>	<p>C/P ELL</p>  <p>PG 366</p>
<p>C/P CAP</p>  <p>PG 366</p>	<p>C/P PLUG</p>  <p>PG 366</p>	<p>SS NIPPLES</p>	<p>304 SCH 40 WELDED</p>  <p>PG 368</p>	<p>316 SCH 40 WELDED</p>  <p>PG 368</p>	<p>SS FIT- TINGS</p>	<p>90° ELBOW</p>  <p>PG 374</p>	<p>90° STREET ELB.</p>  <p>PG 374</p>	<p>45° ELBOW</p>  <p>PG 374</p>
<p>TEE</p>  <p>PG 375</p>	<p>CROSS</p>  <p>PG 375</p>	<p>HEX NIPPLE</p>  <p>PG 375</p>	<p>REDUCE HEX NIP</p>  <p>PG 375</p>	<p>COUPLING</p>  <p>PG 376</p>	<p>REDUCE COUP</p>  <p>PG 376</p>	<p>MACHINED COUP</p>  <p>PG 376</p>	<p>HALF COU- PLING</p>  <p>PG 377</p>	<p>UNION</p>  <p>PG 377</p>
<p>CAP-CAST</p>  <p>PG 377</p>	<p>HEX CAP- BRSTCK</p>  <p>PG 377</p>	<p>HEX BUSHING</p>  <p>PG 378</p>	<p>BULKHEAD FITTING</p>  <p>PG 378</p>	<p>HEX LOCKNUT</p>  <p>PG 379</p>	<p>HEX SOCKET PLG</p>  <p>PG 380</p>	<p>CORED PLUG</p>  <p>PG 379</p>	<p>SOLID PLUG</p>  <p>PG 380</p>	<p>SOLID HEX PLUG</p>  <p>PG 380</p>
<p>CORED HEX PLUG</p>  <p>PG 379</p>	<p>HOSE NIPPLE</p>  <p>PG 379</p>	<p>REDUCING</p>  <p>PG 380</p>	<p>STEEL NIPPLES</p>	<p>SCH 40 GALVA- NIZED</p>  <p>PG 382</p>	<p>SCH 40 BLACK</p>  <p>PG 382</p>	<p>SINGLE NIP RUN</p>  <p>PG 389</p>	<p>ASSORTMENTS</p>  <p>PG 390</p>	<p>TOTE TRAYS</p>  <p>PG 390</p>

PLASTIC

PICTORIAL INDEX

SCH 80 SEAM-  PG 391	XXS SEAMLESS  PG 397	GROOVE NIPPLES	THREAD X  PG 398	GROOVE X  PG 399	MERCHANT COUPLINGS	MERCHANT  PG 400	MERCHANT  PG 400	HALF MECHAN T  PG 400
API LINE COUP  PG 401	MALLEABLE FITTINGS	90° ELBOW  PG 403	90° ELB. BLACK  PG 403	REDUCE  PG 403	REDUCE  PG 403	GALV ST.  PG 403	BLK. ST. ELBOW  PG 403	45° GALV  PG 404
45° BLK. ELBOW  PG 404	45° GALV ST. ELB  PG 404	45° BLK. ST. ELB  PG 404	GALV CROSS  PG 404	BLACK CROSS  PG 404	GALV TEE  PG 405	BLACK TEE  PG 405	GALV REDUCE T  PG 405	BLK. REDUCE T  PG 405
BULLHEAD TEE  PG 405	BLK. BLKHD TEE  PG 405	REDUCING TEE  PG 406	MALL SERVICE T  PG 406	MALL SERVICE T  PG 406	GALV OUT TEE  PG 406	BLK. OUT TEE  PG 406	GALV COU-PLING  PG 407	BLK. COUPLING  PG 407
GALV RED COUP  PG 407	BLK. RED COUP  PG 407	INSIDE HEX  PG 408	BLK. HEX BUSH  PG 408	GALV HEX BUSH  PG 408	GALV UNION  PG 409	BLACK UNION  PG 409	GALV SQR PLUG  PG 409	BLK SQR PLUG  PG 409
GALV CAP  PG 409	BLACK CAP  PG 409	LATERAL Y  PG 410	LOCKNUTS  PG 410	COUPLING  PG 410	OUTLET ELBOW  PG 410	GALV FLR FLANGE  PG 411	BLK FLR FLANGE  PG 411	SHROOM CAP  PG 411
DOUBLE TAPPED BUSH-INGS  PG 411	STEEL FIT-TINGS	GALV HEX BUSH  PG 412	BLK HEX BUSH  PG 412	GALV CAP  PG 412	BLK CAP  PG 412	GALV FACE BUSH  PG 412	BLK FACE BUSH  PG 412	GALV SQR PLUG  PG 413
BLK SQR PLUG  PG 413	GALV HEX PLUG  PG 413	BLK HEX PLUG  PG 413	GALV CS PLUG  PG 413	BLK CS PLUG  PG 413	CS HEX  PG 413	BLK CS PLUG  PG 413	300# MALLEABLE	90° ELBOW  PG 414

HOSE ACCESSORIES

PICTORIAL INDEX

45° ELBOW  PG 414	90° ST ELBOW  PG 414	TEE  PG 414	COUPLING  PG 414	REDUCE COUP  PG 415	CAP  PG 415	UNION  PG 415	MAG DRAIN  PG 415	SWAGES BULLPLUGS
BULL PLUG  PG 416	XH BULL PLUG  PG 416	SCH 40 SWAGE  PG 416	HEX SWAGE  PG 417	SCH 80 SWAGE  PG 417	XXH SWAGE  PG 417	PLASTIC FITTINGS	PIPE NYLON POLY	ELBOW  PG 419
TEE  PG 419	STREET ELBOW  PG 419	STREET ELBOW  PG 419	HEX HEAD PLUG  PG 419	HEX HEAD PLUG  PG 419	HEX BUSHING  PG 420	HEX BUSHING  PG 420	HEX NIPPLE  PG 420	HEX NIPPLE  PG 420
RED NIPPLE  PG 420	RED NIPPLE  PG 420	COUPLING  PG 421	COUPLING  PG 421	PIPE CAP  PG 421	PLASTIC BULK- HEAD  PG 421	HOSE BARB	MALE ADAPTER  PG 421	MALE ADAPTER  PG 422
HOSE X MALE 90°  PG 422	HOSE X MALE 90°  PG 422	UNION ELBOW  PG 423	SPLICER  PG 423	SPLICER  PG 423	RED SPLICER  PG 423	RED SPLICER  PG 423	BARBED TEE  PG 424	BARBED TEE  PG 424
BARBED Y  PG 424	BARBED Y  PG 424	REDUCING TEE  PG 424	REDUCING TEE  PG 424	M BRANCH TEE  PG 424	PLASTIC GARDEN HOSE	GH CAP  PG 425	GH NUT  PG 425	GH ADPT INSERT  PG 425
GH THREAD ADPT  PG 425	MGH X F  PG 425	FGH X M  PG 425	MGH X M  PG 425	COMPRES- SION	UNION CON- NECTOR  PG 426	BULKHEAD UNION  PG 426	UNION TEE  PG 426	UNION ELBOW  PG 426
FEMALE CON- NECT  PG 427	MALE CONNec- TOR  PG 427	MALE ELBOW  PG 427	NSF PUSH- IN	UNION CON- NECT  PG 428	BULKHEAD UNION  PG 428	UNION TEE  PG 428	UNION ELBOW  PG 428	REDUCING ELBOW  PG 428




































































HOSE ACCESSORIES

PICTORIAL INDEX

FEMALE CON-  PG 429	MALE CONNec-  PG 429	STEM ADAPTER  PG 429	REDUCER  PG 429	FIXED ELBOW  PG 429	PLUG-IN  PG 430	2-WAY DIVIDER  PG 430	PLUG  PG 430	PLXPL  PG 430
PL X MIP VALVE  PG 430	CHECK VALVE  PG 430	STOP VALVE  PG 430	PVC FITTINGS PG 442	NIPPLES  PG 431	SCH 80 UNIONS  PG 433	SCH 40 UNIONS  PG 433	COMPRESSION  PG 433	REPAIR  PG 433
HOSE ACCES- SORIES	CAM AND GROOVE	ALUMINUM CAM & GROOVE	M ADPT X F NPT A  PG 435	FEMALE COU- PLER B  PG 435	HOSE SHANK C  PG 435	FEMALE COU- PLER D  PG 435	HOSE SHANK E  PG 436	MALE ADAPER F  PG 436
DUST CAP DC  PG 436	DUST CAP DP  PG 436	SPOOL ADAPTER  PG 437	MALE ADAPTER A  PG 437	FEMALE COU- PLER B  PG 437	REDUCER D  PG 437	FEMALE COU- PLER D  PG 437	FEMALE COU- PLER DD  PG 437	MALE ADAPTER F  PG 437
POLY CAM & GROOVE	MALE ADAPTER A  PG 438	FEMALE COU- PLER B  PG 438	HOSE SHANK C  PG 438	FEMALE COU- PLER D  PG 438	M X HOSE SHANK E  PG 439	MALE ADAPTER F  PG 439	DUST CAP DC  PG 439	DUST PLUG DP  PG 439
SS CAM & GROOVE	FEMALE ADAPTER A  PG 440	FEMALE COU- PLER B  PG 440	HOSE SHANK C  PG 440	FEMALE COU- PLER D  PG 440	HOSE SHANK E  PG 441	MALE ADAPTER F  PG 441	DUST CAP DC  PG 441	DUST PLUG DP  PG 441
BRASS CAM & GROOVE	MALE ADAPTER A  PG 442	FEMALE COU- PLER B  PG 442	HOSE SHANK C  PG 442	FEMALE COU- PLER D  PG 442	HOSE SHANK E  PG 443	MALE ADAPTER F  PG 443	DUST CAP DC  PG 443	DUST CAP DP  PG 443
CRIMPLOK	ALUM DC  PG 445	ALUM B  PG 445	ALUM D  PG 445	ALUM C  PG 445	SS B  PG 446	SS D  PG 446	SS DC  PG 446	SS C  PG 446





































































HOSE CLAMPS

PICTORIAL INDEX

ALUM C  PG 447	ALUM C AND E  PG 447	SS CRIMPLOK  PG 447	CRIMP CAMS  PG 447	SS HANDLE  PG 448	BRASS HANDLE  PG 448	BUNA-N GAS-  PG 448	SAFETY CLIP  PG 448	SILICONE  PG 448
VITON GASKET  PG 448	KING NIPPLES	HOSE NIPPLE  PG 449	ZINC PLATED  PG 449	REDUCER/EX-  PG 449	316 SS  PG 449	BRASS  PG 450	ALUMINUM  PG 450	STEEL VIC-  PG 450
PLATED GROOVED  PG 450	CRIMP KING PLATED  PG 452	CRIMP KING  PG 452	CRIMP COMBO  PG 452	CRIMP KING  PG 452	SQUARE CUT  PG 453	SS FLANGE NIPPLE  PG 453	VICTAULIC  PG 454	HOSE MENDER STEEL  PG 454
PLATED STEEL MENDER  PG 454	316 HOSE MEND  PG 454	BRASS MENDER  PG 454	UNIVERSAL COUPLINGS	UNIVERSAL  PG 455	WASHER  PG 455	FEMALE NPT  PG 455	HOSE END  PG 455	TRIPLE CON- NECT  PG 455
BOLT CLAMP  PG 456	ALUMINUM BARBS  PG 456	STRAINERS & NOZZLES	SAFETY CHECK  PG 457	FOOT VALVE  PG 457	ROUND STRAINER  PG 457	LONG STRAINER  PG 457	BOTTOM STRAINER  PG 457	BOTTOM HOLE  PG 457
FOG NOZZLE  PG 457	FIRE HOSE FITTINGS	FIRE HOSE  PG 458	FXM HEX ADPT  PG 458	DBL M HEX NIP  PG 458	BRASS CAP  PG 458	NOZZLE  PG 459	HAMMER UNION  PG 459	HAMMER UNION  PG 459
HAMMER UNION SET  PG 459	HAMMER UNION SET  PG 459	BUCHANAN HOSE	CLEAR BRAID  PG 466	JACK HAMMER  PG 467	JACK HAMMER  PG 467	HOT AIR BLOWER  PG 467	JACK HAMMER  PG 467	GENERAL PURPOSE  PG 468
GENERAL PURPOSE  PG 468	MARINE EX-HAUST  PG 469	PUSH-ON  PG 469	FUEL LINE  PG 470	ARI SUCTION  PG 470	IND VACUUM  PG 471	BULKMASTER SOFTWALL  PG 471	EPDM SUCTION  PG 472	SANDBLAST  PG 472

PRESSURE WASHER/ PNEUMATICS

PICTORIAL INDEX

FLEXLITE  PG 473	FLEXCHEM  PG 473	TANK TRUCK  PG 474	FLEXLITE  PG 474	TANK TRUCK  PG 475	OIL VACUUM  PG 475	TANK TRUCK 300  PG 476	OIL VACUUM  PG 476	FRACLINE 400  PG 477
PETRO DIS-CHARGE  PG 477	HOT TAR  PG 478	PETRO DIS-CHARGE  PG 478	PETRO DIS-CHARGE  PG 479	STEAM 250 BLACK  PG 479	STEAM 250  PG 479	BLUE LAYFLAT  PG 480	BLUE ASSEMBLY  PG 480	BROWN LAY-FLAT  PG 481
DURAFLEX  PG 482	DURAFLEX  PG 482	HIGH PRES-SURE  PG 483	HIGH PRES-SURE  PG 483	SATURN OLIVE  PG 484	SATURN GREEN  PG 484	SATW  PG 485	SAT  PG 485	WATER SUCTION  PG 486
SUPERFLEX  PG 486	HOSE AS-SEMBLIES PG 499	AIR HOSE AS-SEMBLIES  PG 489	GARDEN HOSE ASSEMBLIES  PG 491	PRESSURE WASHER HOSE  PG 492	CRIMPLOK FERRULES  PG 493	CRIMPLOK SLEEVES  PG 493	HOSE CLAMPS	WORM GEAR
MINI WORM GEAR  PG 507	WORM GEAR CLAMP  PG 507	QUICK RE-LEASE  PG 511	T-BOLT CLAMPS  PG 512	T-BOLT SPRING LDD  PG 513	V-BAND  PG 514	CONSTANT TORQUE  PG 514	HEAVY DUTY  PG 517	DOUBLE BOLT  PG 517
SC SPIRAL  PG 517	M10DC MAXI  PG 519	GUILLOTINE  PG 515	SADDLE  PG 515	1-EAR  PG 520	HAMMERLOCK  PG 522	2-EAR  PG 521	GAPLESS  PG 521	PREFORMED CLAMPS  PG 523
SIDE JAW  PG 524	PINCERS  PG 524	CRIMPER  PG 524	LOKING TOOL  PG 524	LOKING TOOL  PG 524	MINI CLAMPS SS  PG 525	MINI ALUZINC  PG 525	LINED CLAMPS  PG 526	VINYL COATED  PG 526
RUBBER LINED  PG 526	HOSE FERRULE-SS  PG 527	TUBING PG 542	POLYURE-THANE  PG 529	BLACK  PG 529	BLUE  PG 529	POLYETHYL-ENE  PG 530	BLACK POLY  PG 531	GREEN POLY  PG 531

PNEUMATICS

PICTORIAL INDEX

<p>BLUE POLY</p>  <p>PG 531</p>	<p>RED POLY</p>  <p>PG 531</p>	<p>NYLON 12</p>  <p>PG 532</p>	<p>PVC</p>  <p>PG 533</p>	<p>MINITUBING</p>  <p>PG 533</p>	<p>TUBING CUT-</p>  <p>PG 533</p>	<p>PLASTIC TUBE</p>  <p>PG 533</p>	<p>ALUMINUM</p>  <p>PG 534</p>	<p>COPPER TUBE</p>  <p>PG 534</p>	
<p>SOFT COPPER</p>  <p>PG 534</p>	<p>PRESSURE SPRAYERS</p>		<p>QD NOZZLE</p>  <p>PG 536</p>	<p>MEG NOZZLE</p>  <p>PG 536</p>	<p>RUBBER TIP</p>  <p>PG 537</p>	<p>THERMAL</p>  <p>PG 537</p>	<p>BOOM SWIVEL</p>  <p>PG 537</p>	<p>WAND</p>  <p>PG 538</p>	<p>SPRAY GUN</p>  <p>PG 538</p>
<p>GUN W/EXT</p>  <p>PG 538</p>	<p>MALE STEEL PLUG</p>  <p>PG 539</p>	<p>FE. STEEL PLUG</p>  <p>PG 539</p>	<p>MOLDED GRIP</p>  <p>PG 540</p>	<p>MOLDED GRIP FE</p>  <p>PG 540</p>	<p>PNEUMATICS INDUSTRIAL INTERCHANGE</p>		<p>STEEL FE. COUP</p>  <p>PG 542</p>	<p>STL. HOSE COUP</p>  <p>PG 542</p>	
<p>STEEL M. COUP</p>  <p>PG 542</p>	<p>STL PUSH-ON</p>  <p>PG 542</p>	<p>STEEL M. PLUG</p>  <p>PG 543</p>	<p>STEEL FE. PLUG</p>  <p>PG 543</p>	<p>STL HOSE PLUG</p>  <p>PG 543</p>	<p>PUSH-ON PLUG</p>  <p>PG 543</p>	<p>SS MALE PLUG</p>  <p>PG 543</p>	<p>SS FE. PLUG</p>  <p>PG 543</p>	<p>BRASS M. COUP</p>  <p>PG 544</p>	
<p>BRASS FE. COUP</p>  <p>PG 544</p>	<p>BR. HOSE COUP</p>  <p>PG 544</p>	<p>BR. PUSH-ON</p>  <p>PG 544</p>	<p>BRASS FE. PLUG</p>  <p>PG 544</p>	<p>BRASS M. PLUG</p>  <p>PG 544</p>	<p>BRASS HOSE ID PLUG</p>  <p>PG 544</p>	<p>UNIVERSAL</p>		<p>STEEL MALE COUP</p>  <p>PG 545</p>	<p>STEEL FE COUP</p>  <p>PG 545</p>
<p>STEEL HOSE ID COUP</p>  <p>PG 545</p>	<p>BR/STL MALE COUP</p>  <p>PG 545</p>	<p>BR/STL FE COUP</p>  <p>PG 545</p>	<p>SS MALE COUP</p>  <p>PG 545</p>	<p>SS FE. COUPLER</p>  <p>PG 545</p>	<p>BRASS MALE COUPLER</p>  <p>PG 546</p>	<p>BRASS FE. COUP</p>  <p>PG 546</p>	<p>BR. HOSE COUP</p>  <p>PG 546</p>	<p>SAFETY COUPLERS</p>	
<p>MALE COUP</p>  <p>PG 546</p>	<p>FE COUP</p>  <p>PG 546</p>	<p>ARO 210 INTERCHANGE</p>		<p>STEEL MALE COUP</p>  <p>PG 547</p>	<p>STEEL FE COUP</p>  <p>PG 547</p>	<p>STEEL HOSE ID COUP</p>  <p>PG 547</p>	<p>STEEL MALE PLUG</p>  <p>PG 547</p>	<p>STEEL FE PLUG</p>  <p>PG 547</p>	<p>STEEL HOSE PLUG</p>  <p>PG 547</p>
<p>BRASS MALE COUP</p>  <p>PG 552</p>	<p>BRASS FE COUP</p>  <p>PG 548</p>	<p>BRASS HOSE ID COUP</p>  <p>PG 548</p>	<p>BRASS MALE PLUG</p>  <p>PG 548</p>	<p>BRASS FEMALE PLUG</p>  <p>PG 548</p>	<p>BRASS HOSE ID PLUG</p>  <p>PG 548</p>	<p>AUTO INTER-CHANGE</p>		<p>STL. M. COUPLER</p>  <p>PG 549</p>	<p>STL. FE. COUPLER</p>  <p>PG 549</p>
<p>STL HOSE ID COUPLER</p>  <p>PG 549</p>	<p>STEEL MALE PLUG</p>  <p>PG 549</p>	<p>STEEL FE. PLUG</p>  <p>PG 549</p>	<p>PUSH-ON PLUG</p>  <p>PG 548PG 549</p>	<p>HOSE ID PLUG</p>  <p>PG 548PG 549</p>	<p>BR MALE COUP</p>  <p>PG 550</p>	<p>BR. FE. COUPLER</p>  <p>PG 550</p>	<p>HOSE ID COUP</p>  <p>PG 550</p>	<p>PUSH-ON COUP</p>  <p>PG 550</p>	

HYDRAULICS

PICTORIAL INDEX





































































BR. MALE PLUG  PG 550	BR. FE. PLUG  PG 550	BR HOSE ID PLUG  PG 550	LINCOLN INTERCHANGE	BRASS MALE COUP  PG 551	FEMALE COUPLER  PG 551	STEEL MALE COUP  PG 551	STEEL FE COUP  PG 551	STEEL MALE PLUG  PG 551
STEEL FE. PLUG  PG 551	HIGH FLOW	BRASS MALE COUPLER  PG 552	FEMALE COUPLER  PG 552	MALE PLUG  PG 552	FEMALE PLUG  PG 552	MINI QD  PG 552	FE PLUG  PG 552	SWIVEL FITTINGS
MIP X FIP STEEL  PG 553	MIP X FIP 360  PG 553	MIP X FIP STL/BR  PG 553	FIP X FIP STL  PG 553	MIP X MIP STL  PG 553	BARB X MIP STEEL  PG 553	BARB X MIP STL/BR  PG 553	BARB X FIP STL  PG 553	PLUG X MIP STL  PG 554
PLUG X MIP STL/BR  PG 554	PLUG X FIP STL/BR  PG 554	PLUG X MIP STL/BR  PG 554	PLUG X MIP SS  PG 554	PLUG X FIP STL/BR  PG 554	PLUG X MIP BRASS  PG 554	MUFFLERS/VENTS	BR. MUFFLER  PG 555	STAINLESS MUFFLER  PG 555
BR. BREATH VENT  PG 555	STLS BREATH VENT  PG 555	PSI SNUBBER  PG 555	SPEED VALVE  PG 555	SPEED VALVE  PG 556	MUFF W/ FLOW  PG 556	HI FLOW MUFF  PG 556	HI FLOW MUFF  PG 556	HI FLOW MUFF  PG 556
HI FLOW MUFF  PG 556	NIP INLINE FILTER  PG 556	RPR AIR/OIL FILTER  PG 556	HI FLOW MUFF  PG 556	AIR REGULATOR  PG 557	AIR MANIFOLD  PG 557	SAFETY VALVES	SAFETY VALVES  PG 558	CHECK VALVE  PG 558
CHECK VALVE  PG 558	TANK VALVES	BIKE PUMP FITT  PG 559	INFLATOR  PG 559	SLIDE VALVE  PG 559	SPRING CORE  PG 559	SPRING CORE  PG 559	SPRING CORE  PG 559	BLK PLASTIC CAP  PG 559
DOME CAP  PG 559	BLOW GUNS	CPCT BLOW GUN  PG 560	SAFE BLOW GUN  PG 560	SAFE BLOW GUN  PG 560	PISTOL BLOW GUN  PG 560	PISTOL BLO-GUN  PG 560	RUB TIP NOZZLE  PG 560	HI FLOW NOZZLE  PG 560

HYDRAULICS

PICTORIAL INDEX

IN LINE BLOW  PG 560	LEVER ACTION  PG 560	WATER NOZZLE  PG 560	AIR NOZZLE  PG 560	RADIATOR  PG 560	M-TIRE GAUGE  PG 561	VOL REGULA-  PG 561	EXTENSION  PG 561	GUN ADAPTER  PG 561
COIL AIR HOSE  PG 561	COIL AIR HOSE  PG 561	HEX BALL  PG 562	BALL CHCK  PG 562	DUAL AIR  PG 562	DUAL STRT AIR  PG 562	INFLATOR/  PG 562	INFLATOR/  PG 562	AIR AC- CESSORY ASSORTMENTS
87400 16 PIECE  PG 563	87402 10 PIECE  PG 563	87404 7 PIECE  PG 563	87406 11 PIECE  PG 563	87408 17 PIECE  PG 564	87410 12 PIECE  PG 564	87412 20 PIECE  PG 564	87414 7 PIECE  PG 565	87416 5 PIECE  PG 565
87418 5 PIECE  PG 565	87420 3 PIECE  PG 565	87422 5 PIECE  PG 565	GAUGES	DRY GAUGE  PG 566	CENTER BACK MOUNT  PG 566	LIQUID FILLED  PG 567	TAPES & SEALANT	THREAD SEAL  PG 568
BLUE SEAL TAPE  PG 568	YEL GAS TAPE  PG 568	GRE OXY TAPE  PG 568	GREY SS TAPE  PG 568	HYDRAULICS	STEEL PIPE SWIVEL	M. SWL ADAPTER  PG 578	FE. SWL ADAPTER  PG 578	M. ELB ADAPTER  PG 578
FE. UNION ELB.  PG 578	M. 45° ELBOW  PG 579	FE. 45° UNION  PG 579	M. SWL TEE  PG 579	FE. SWL TEE  PG 579	FE. SWL TEE  PG 579	JIC FLARE	LONG JIC NUT  PG 580	JIC CAP  PG 580
JIC TUBE NUT  PG 580	JIC TUBE SLEEVE  PG 580	JIC TUBE UNION  PG 580	JIC M. CONN  PG 581	JIC FE. CONN  PG 581	JIC RED/EXP  PG 582	PLUG  PG 582	JIC UNION ELB.  PG 582	JIC M. ELBOW  PG 583
JIC FIP ELBOW  PG 583	MALE 45° ELBOW  PG 584	JIC UNION 45 ELBOW  PG 584	M. BRANCH TEE  PG 584	JIC FE. TEE  PG 584	JIC UNION TEE  PG 584	LOCKNUT  PG 585	JIC BULK UNION  PG 585	BULK UNION ELB  PG 585

PICTORIAL INDEX

 PG 585	 PG 586	 PG 586	 PG 586	 PG 586	STEEL PIPE FITTINGS	 PG 587	 PG 587	 PG 587
 PG 588	 PG 588	 PG 589	 PG 589	 PG 589	 PG 589	 PG 589	 PG 590	 PG 590
 PG 590	 PG 591	 PG 591	 PG 591	 PG 591	 PG 591	 PG 592	 PG 592	 PG 592
 PG 592	STEEL O-RING ADAPTERS	 PG 593	 PG 593	 PG 593	 PG 594	 PG 594	 PG 594	 PG 595
 PG 595	 PG 595	JIC SWIVEL	 PG 596	 PG 596	 PG 596	 PG 596	 PG 596	 PG 597
 PG 597	 PG 598	 PG 598	JIC O-RING	 PG 598	 PG 598	 PG 599	 PG 599	 PG 600
 PG 600	 PG 599	 PG 600	 PG 600	 PG 600	 PG 601	 PG 601	 PG 601	 PG 601
 PG 601	 PG 602	 PG 602	 PG 602	 PG 602	 PG 602	 PG 603	 PG 603	 PG 603

PICTORIAL INDEX

 ORFS TO M 90° PG 603	 ORFS TO PIPE PG 603	 ORFS TEE PG 604	 ORFS UNION T PG 604	 BULKHEAD PG 604	 ORFS BULK- PG 604	 ORFS BULK- PG 604	 ORFS BH PG 604	 ORFS BH RUN T PG 605	
 M ORFS TO PG 605	 MALE FF X FE PG 605	 SWL NUT PG 605	 37° SWIVEL PG 605	 ORFS X FE SW PG 606	 ORFS X JIC SW PG 606	 O-RING ELBOW PG 606	 ORFS TO 45° PG 607	 ORFS X OR PG 607	
 MORFS X MORB RUN TEE PG 607	 SWIVEL ELBOW PG 607	STEEL BSPT ADAPTERS		 JIC BSPT PG 608	 BSPT ELBOW PG 608	 HEX NIPPLE PG 608	 PLUG PG 608	 HEX NIPPLE BSPP PG 608	 COUPLING PG 609
 FEMALE SWIVEL PG 609	 ELBOW PG 609	 MALE NIPPLE PG 609	 MALE BSPP PG 609	 SWIVEL BSPP PG 610	 PLUG BSPP PG 610	 HOLLOW BSPP PG 610	 FEMALE BSPP PG 610	METRIC	
 MALE CONNECTOR PG 610	 MALE ELBOW PG 611	 STRAIGHT SWIVEL PG 611	 METRIC PARALLEL PG 611	 HOLLOW PG 611	 FEMALE ADAPTER PG 611	ISO A & B INTERCHANGE		 NO SPILL PG 612	 DRYBREAK PG 612
 ISO-A COUPLER PG 612	 ISO-A PLUG PG 612	 ISO-B COUPLER PG 612	 ISO-B PLUG PG 612	 HNV BRASS PLUG PG 612	 HNV BRASS COUPLER PG 612	 FLUSH FACE PG 613	 FLUSH FACE PG 613	 LSQ SERIES PG 613	
 LSQ SERIES PG 613	 SAE ISO A COUPLER PG 614	 SAE ISO-A PLUG PG 614	 SAE ISO-B COUPLER PG 614	 SAE ISO-B PLUG PG 614	 SAE FLUSH FACE CPLR PG 615	 SAE FLUSH FACE PLUG PG 615	 AG SERIES COUPLER PG 616	 AG SERIES PLUG PG -11	
 KZE SERIES COUPLER PG 616	 KZE SERIES PLUG PG 616	FLOW CONTROL		 FLOW VALVE PG 617	 NEEDLE VALVE PG 617	 PRESSURE VALVE PG 618	 AIR BREATHER PG 618	 JIC FLANGE PG 620	 JIC FLANGE PG 620
 JIC FLANGE PG 620	 FLANGE KIT PG 621	 FLANGE KIT PG 621	 SPLIT FLANGE PG 622	 FLANGE PLUG PG 622	 FLANGE HALF PG 622	 FLANGE PAD PG 622	 FLANGE HALF PG 622	STAINLESS STEEL ADAPTERS	

PICTORIAL INDEX

 PIPE SWIVEL PG 626	 PIPE SWIVEL PG 626	 TUBE SLEEVE PG 627	 TUBE NUT PG 627	 CAP PG 627	 MALE ADAPTER PG 628	 UNION PG 628	 FEMALE PG 628	 PLUG PG 629
 MJIC X FJIC PG 629	 JIC UNION PG 629	 MALE JIC PG 629	 JIC FEMALE PG 630	 45 JIC ELBOW PG 630	 JIC TEE PG 630	 JIC MALE RUN PG 630	 BULKHEAD NUT PG 631	 FEMALE BULKHEAD PG 631
 BULKHEAD MALE PG 631	 MJIC BH 90 PG 631	 BULKHEAD COUPLING PG 632	 PIPE NIPPLE PG 632	 HEX PIPE NIPPLE PG 632	 COUPLING PG 632	 ADAPTER PG 633	 HEX PLUG PG 633	 COUNTERSUNK PLUG PG 633
 BUSHING PG 633	 CAP PG 634	 STREET ELBOW PG 634	 MALE ELBOW PG 634	 45 STREET ELBOW PG 634	 ALL MALE TEE PG 635	 ELBOW PG 635	 MALE RUN TEE PG 635	 TEE PG 635
 CROSS PG 635	 MORB X FIP PG 636	 BOSS X JIC SW PG 636	 MJIC X MORB PG 636	 BOSS HEX PLUG PG 637	 BOSS CS PLUG PG 637	 MJIC X FJIC ELBOW PG 637	 SW X MIP ELBOW PG 637	 45 SW ELBOW PG 638
 FIP X FJIC SWIVEL PG 638	 MIP X FJIC SWIVEL PG 638	 SWIVEL UNION PG 638	 MJIC X MORB ELL PG 639	 45 ELBOW PG 639	 JIC TO O-RING BRANCH T PG 639	 SW X WELD ON PG 640	 MALE API PG 640	<p style="text-align: center;">SS CRIMP HOSE FITTINGS</p>
 JIC 90 SWIVEL CRIMP HOSE PG 641	 JIC 45 SWIVEL PG 641	 MALE CRIMP PG 641	 FEMALE CRIMP PG 641	 FORFS90 FEMALE PG 642	 FORFS-L FEMALE PG 642	 FORFS FEMALE PG 642	 MORFS MALE PG 642	 FORFS45 FEMALE PG 642
 STR O-RING BOSS PG 642	 CRIMP STR MIP HY PG 643	 FE JIC SWIVEL HY PG 643	 FE JIC SWIVEL 45 HY PG 643	 FE JIC SWIVEL 90 HY PG 643	 FE JIC SWIVEL 45 HY PG 643	<p style="text-align: center;">SS FLARE- LESS BITE TYPE</p>	 TUBE NUT PG 644	 SLEEVE SET PG 644
 TUBE UNION PG 644	 MALE CONNECTOR PG 644	 FEMALE CONNECTOR PG 644	 UNION ELBOW PG 644	 MALE ELBOW PG 645	 FEMALE ELBOW PG 645	 MALE BRANCH TEE PG 645	 UNION TEE PG 645	 O-RING MALE ELBOW PG 645

PIPE

BRASS FITTINGS

PIPE FITTINGS

Pipe Size	1/16	1/8	1/4	3/8	1/2	3/4	1
Thread Size	1/16-27	1/8-27	1/4-18	3/8-18	1/2-14	3/4-14	1-11-1/2
Working Pressure	1200	1200	1200	1200	1200	1000	1000
Thread OD	1/4	3/8	1/2	5/8	3/4	1	1-1/4

Typical Application: Grease, fuels, LP and Natural gas (available on special order), refrigeration, instrumentation and hydraulic systems.

Pressure: Operating pressure up to 1200 PSI.

Vibration: Fair resistance.

Temperature Range:

-65°F to +250°F (-53°C to +121°C).

Used With: Brass, bronze, copper, steel, aluminum and iron pipe.

Tolerance : +/- .02 on all dimensions. Dimension Data can change without notice. Please call us when dimensions are critical.

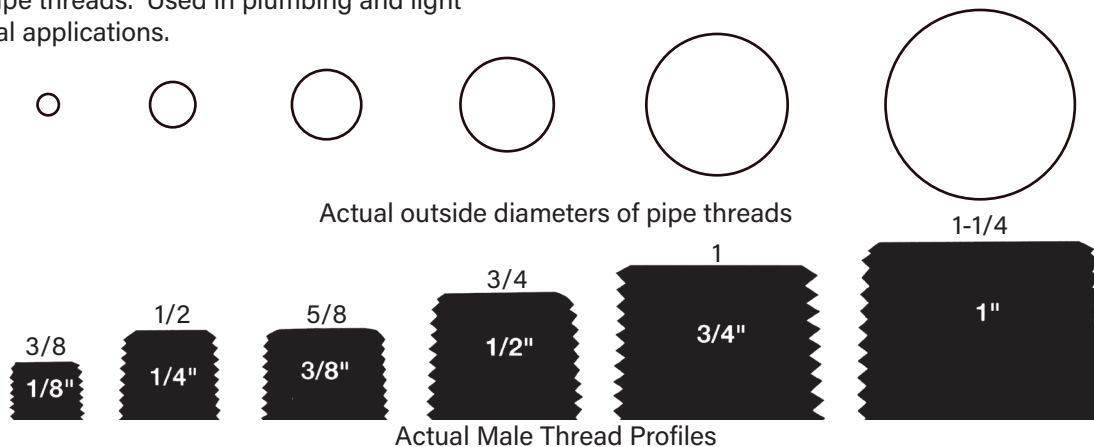
Approvals: Meets functional requirements of SAE J530, J531

- Not lead free
- **"L" at the end of a Part# means Light Pattern**
 - these fittings are completely interchangeable with full pattern fittings, but have been modified in some way. This modification is usually in the length of the pipe threads. Used in plumbing and light industrial applications.

• Assembly Instructions

1 - Tighten approximately 2-1/2 turns past hand tight.

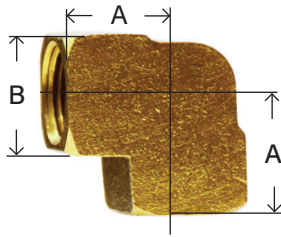
2 - Fittings with Everseal tighten two turns past hand tight. Brittle materials require special cautions.



WARNING: This product can expose you to chemicals, including lead, which are known to the State of California to cause cancer and birth defects or other reproductive harm. For more information, visit www.P65Warnings.ca.gov

PIPE
BRASS FITTINGS

90° FEMALE ELBOW

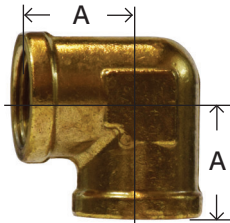


100
SAE# 130238

PART #	THREAD SIZE NPTF	A	B	APPROX. WT. LBS.	LIST PRICE
28001	1/8"	0.55	0.56	0.09	---
28002	1/4"	0.78	0.68	0.13	---
28003	3/8"	0.84	0.81	0.16	---
28004	1/2"	1.09	1.00	0.34	---
28005	3/4"	1.16	1.25	0.60	---
28015B	3/8" x 1/4"	0.84	0.81	0.18	---
28053B	1/2" x 1/4"	1.09	1.00	0.37	---
28016B	1/2" x 3/8"	1.09	1.00	0.36	---

100 2200P 3500 302 200

90° FORGED FEMALE ELBOW

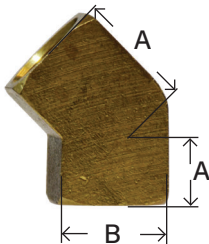


100F

PART #	THREAD SIZE NPTF	A	BODY WIDTH	APPROX. WT. LBS.	LIST PRICE
28009	1/8"	0.57	0.50	0.04	---
28010	1/4"	0.70	0.68	0.10	---
28011	3/8"	0.81	0.81	0.12	---
28012	1/2"	1.00	1.00	0.23	---
28013	3/4"	1.13	1.25	0.42	---
28014	1/4" x 1/8"	0.72	0.65	0.12	---
28015	3/8" x 1/4"	0.81	0.81	0.15	---
28016	1/2" x 3/8"	1.00	1.00	0.28	---
28017	1"	1.42	1.50	0.75	---

1200P E7 100AF 100B

45° FEMALE ELBOW

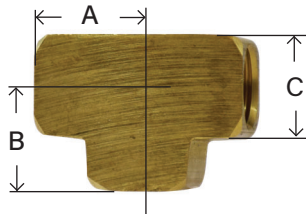


10045

PART #	THREAD SIZE NPTF	A	B	APPROX. WT. LBS.	LIST PRICE
28018	1/8"	0.45	0.56	0.06	---
28019	1/4"	0.66	0.68	0.12	---
28020	3/8"	0.69	0.81	0.16	---
28021	1/2"	0.94	1.00	0.25	---

129 2201P 205 23355 45EZ 105 100-45A

UNION TEE




101
SAE# 130438

PART #	THREAD SIZE NPTF	A	B	C	APPROX. WT. LBS.	LIST PRICE
28022	1/16"	0.55	0.55	0.58	0.11	---
28024	1/8"	0.55	0.55	0.56	0.08	---
28025	1/4"	0.78	0.78	0.68	0.17	---
28026	3/8"	0.84	0.84	0.81	0.22	---
28027	1/2"	1.09	1.09	1.00	0.43	---
28028	3/4"	1.16	1.16	1.25	0.64	---

311 101A 322 2203P 3700 203

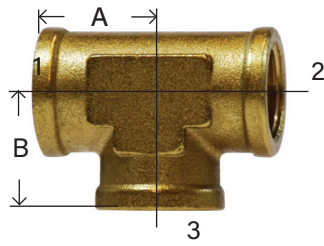
UNION FORGED TEE



101F


PART #	THREAD SIZE NPTF	A & B	BODY WIDTH	APPROX. WT. LBS.	LIST PRICE
28032	1/8"	0.56	0.50	0.06	---
28033	1/4"	0.71	0.68	0.13	---
28034	3/8"	0.81	0.81	0.16	---
28035	1/2"	1.00	1.00	0.27	---
28036	3/4"	1.16	1.25	0.53	---
28023	1"	1.42	1.50	.924	---

1203P LT7 101AF 101B

PIPE**BRASS FITTINGS****REDUCING FORGED TEES**

101FR


PART #	1 NPT	2 NPT	3 NPT	A & B	BODY WIDTH	APPROX. WT. LBS.	LIST PRICE
28029	1/8"	1/8"	1/4"	0.72	0.69	0.16	---
28030	1/4"	1/4"	1/8"	0.72	0.69	0.14	---
28031	1/4"	1/4"	3/8"	0.81	0.81	0.21	---
28038	3/8"	1/4"	3/8"	0.81	0.81	0.18	---
28039	3/8"	3/8"	1/4"	0.81	0.81	0.18	---
28046	1/2"	1/2"	3/8"	1.00	1.00	0.30	---
28047	3/4"	1/2"	3/4"	1.20	1.25	0.59	---
28048	3/4"	3/4"	1/2"	1.16	1.25	0.59	---

CROSS

102

PART #	THREAD SIZE NPTF	A	B	APPROX. WT. LBS.	LIST PRICE
28041	1/8"	0.55	0.56	0.10	---
28042	1/4"	0.78	0.68	0.21	---
28043	3/8"	0.84	0.81	0.25	---
28044	1/2"	1.09	1.00	0.51	---
28045	3/4"	1.16	1.25	0.75	---

2205P 3950 228 102A 102BE

FORGED CROSS


102F

PART #	THREAD SIZE NPTF	A	BODY WIDTH	APPROX. WT. LBS.	LIST PRICE
28049	1/8"	0.56	0.50	0.06	---
28050	1/4"	0.72	0.69	0.15	---
28051	3/8"	0.81	0.81	0.18	---
28052	1/2"	1.00	1.00	0.34	---

C7 105 102AF 102B

COUPLING

SAE# 130138



103

PART #	THREAD SIZE NPTF	A	HEX	APPROX. WT. LBS.	LIST PRICE
28057	1/16"	0.75	0.44	0.02	---
28058L	1/8"	0.75	0.50	0.02	---
28058	1/8"	0.75	0.56	0.03	---
28059L	1/4"	0.88	0.63	0.03	---
28059	1/4"	1.12	0.75	0.09	---
28060L	3/8"	1.00	0.81	0.06	---
28060	3/8"	1.12	0.87	0.10	---
28061L	1/2"	1.19	0.93	0.09	---
28061	1/2"	1.50	1.06	0.19	---
28062L	3/4"	1.19	1.25	0.18	---
28062	3/4"	1.53	1.25	0.24	---
28063	1"	1.89	1.50	.357	---


207P 371 3300 103AH 103B

DIMENSION DATA CAN CHANGE WITHOUT NOTICE. PLEASE CHECK WHEN DIMENSIONS ARE CRITICAL.

WARNING: This product can expose you to chemicals, including lead, which are known to the State of California to cause cancer and birth defects or other reproductive harm. For more information, visit www.P65Warnings.ca.gov

PIPE
BRASS FITTINGS

REDUCING COUPLING



119

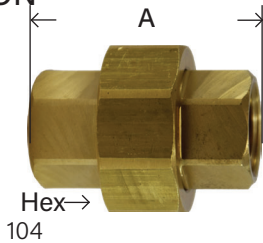
SAE# 130138

*Not to SAE specs

PART #	THREAD SIZE NPTF	A	HEX	APPROX. WT. LBS.	LIST PRICE
28181L	1/4" x 1/8"	0.94	0.62	0.04	---
28181	1/4" x 1/8"	0.97	0.75	0.08	---
28182	3/8" x 1/8"	0.94	0.87	0.10	---
28182L	3/8" x 1/8"				
28183L	3/8" x 1/4"	1.00	0.81	0.06	---
28183	3/8" x 1/4"	1.16	0.87	0.12	---
28180*	1/2" x 1/8"	1.19	0.93	0.15	---
28184L	1/2" x 1/4"	1.11	1.00	0.10	---
28184	1/2" x 1/4"	1.28	1.06	0.20	---
28185L	1/2" x 3/8"	1.19	0.93	0.10	---
28185	1/2" x 3/8"	1.38	1.06	0.20	---
28186	3/4" x 1/8"				
28187	3/4" x 1/4"	1.19	1.19	0.17	---
28188*	3/4" x 3/8"	1.32	1.37	0.20	---
28189*	3/4" x 1/2"	1.19	1.18	0.14	---
28178	1" x 1/2"	1.50	1.56	0.41	---
28179	1" x 3/4"	1.56	1.56	0.39	---

377 3300 208P 108 119B 119AH

UNION



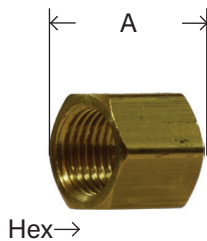
104

PART #	THREAD SIZE NPTF	A	HEX	APPROX. WT. LBS.	LIST PRICE
28067	1/8"	1.25	0.94	0.13	---
28068	1/4"	1.31	1.06	0.18	---
28069	3/8"	1.75	1.25	0.33	---
28070	1/2"	1.79	1.56	0.50	---
28071	3/4"	1.96	1.68	0.47	---

3250 212P 104A 104B

CAP

108



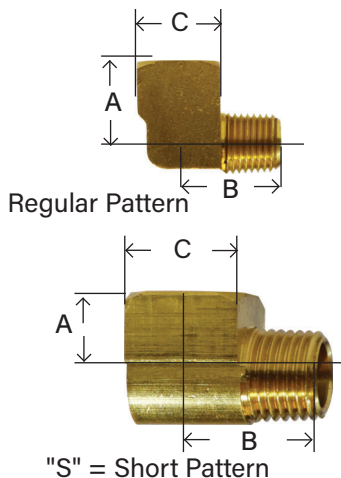
PART #	THREAD SIZE NPTF	A	HEX	APPROX. WT. LBS.	LIST PRICE
28075	1/8"	0.47	0.56	0.03	---
28076	1/4"	0.60	0.68	0.04	---
28077	3/8"	0.69	0.81	0.06	---
28078	1/2"	0.78	0.93	0.08	---
28079	3/4"	0.94	1.25	0.16	---
28080	1"	1.13	1.50	0.23	---

3129 213P 23129 108A 108B

90° STREET ELBOW

SAE# 130239

116

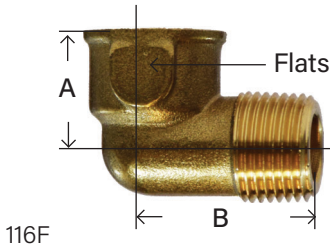


PART #	THREAD SIZE NPTF	A	B	C	APPROX. WT. LBS.	LIST PRICE
28161	1/16"	0.69	0.60	0.47	0.04	---
28156	1/8"	0.48	0.66	0.56	0.05	---
28156S	1/8" short	0.34	0.57	0.50	0.03	---
28157	1/4"	0.72	0.91	0.735	0.09	---
28157S	1/4" short	0.45	0.78	0.68	0.07	---
28158	3/8"	0.78	0.97	0.81	0.16	---
28158S	3/8" short					
28159	1/2"	1.03	1.25	1.00	0.33	---
28159S	1/2" short					
28160	3/4"	1.12	1.38	1.25	0.52	---

2202P 304 115 202 3400 116A

WARNING: This product can expose you to chemicals, including lead, which are known to the State of California to cause cancer and birth defects or other reproductive harm. For more information, visit www.P65Warnings.ca.gov

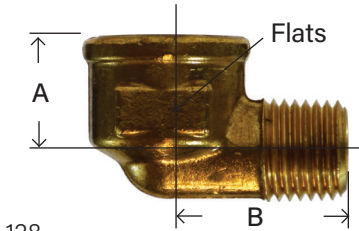
BRASS

PIPE**BRASS FITTINGS****FORGED 90° STREET ELBOW**

116F

PART #	THREAD SIZE NPTF	A	B	WRENCH FLATS	APPROX. WT. LBS.	LIST PRICE
28165	1/8"	0.37	0.85	0.62	0.06	---
28166	1/4"	0.50	0.86	0.72	0.08	---
28167	3/8"	0.70	1.00	0.88	0.10	---
28168	1/2"	0.96	1.43	1.00	0.20	---
28169	3/4"	0.90	1.40	1.25	0.25	---

5E8 1202P 116AF 116B

FORGED REDUCING 90° STREET ELBOW


128

*Barstock


PART #	THREAD SIZE NPTF FXM	A	B	WRENCH FLATS	APPROX. WT. LBS.	LIST PRICE
28259*	1/8" x 1/16"					---
28260	1/8" x 1/4"	0.50	0.87	0.71	0.08	---
28261B*	1/4" x 1/8"	0.53	0.72	0.69	0.07	---
28261	1/4" x 1/8"	0.50	0.81	0.72	0.06	---
28262	1/4" x 3/8"	0.93	1.06	0.59	0.12	---
28263	3/8" x 1/4"	0.58	0.94	0.81	0.07	---
28264	3/8" x 1/2"	0.97	1.36	1.00	0.28	---
28265	1/2" x 3/8"	0.96	1.37	1.00	0.22	---
28265B*	1/2" x 3/8"	1.03	1.11	1.00	0.24	---

PIPE SWIVEL 90° STREET ELBOW

• Burst Pressure 1,200 PSI • Working Pressure 300 PSI



PART #	MIP XFIP THREAD SIZE NPTF	A	B	HEX	APPROX. WT. LBS.	LIST PRICE
28430	1/4"	1.18	1.25	.625	0.22	---

HEX BUSHING

110

SAE# 130140


PART #	THREAD SIZE NPTF MXF	A	HEX	APPROX. WT. LBS.	LIST PRICE
28101	1/8" x 1/16"				
28102L	1/4" x 1/8"	0.62	0.56	0.02	---
28102	1/4" x 1/8"	0.75	0.56	0.04	---
28103	3/8" x 1/8"	0.75	0.68	0.05	---
28104L	3/8" x 1/4"	0.69	0.68	0.03	---
28104	3/8" x 1/4"	0.75	0.75	0.05	---
28105L	1/2" x 1/8"	0.81	0.81	0.08	---
28105	1/2" x 1/8"	1.00	0.87	0.10	---
28106L	1/2" x 1/4"	0.81	0.81	0.08	---
28106	1/2" x 1/4"	1.00	0.87	0.11	---
28107L	1/2" x 3/8"	0.81	0.81	0.05	---
28107	1/2" x 3/8"	1.00	0.87	0.10	---
28108L	3/4" x 1/8"				
28108	3/4" x 1/8"	0.94	1.06	0.20	---
28109L	3/4" x 1/4"	0.94	1.06	0.18	---
28109	3/4" x 1/4"				
28110L	3/4" x 3/8"	0.94	1.06	0.15	---
28110	3/4" x 3/8"				
28111L	3/4" x 1/2"	0.94	1.06	0.11	---
28111	3/4" x 1/2"	1.00	1.12	0.14	---
28091	1" x 1/8"	1.15	1.37	0.29	---
28112	1" x 1/4"	1.15	1.37	0.32	---
28113	1" x 3/8"	1.12	1.37	0.30	---
28114	1" x 1/2"	1.31	1.44	0.29	---
28115	1" x 3/4"	1.31	1.37	0.20	---

373 3220 209P 110A 110B

PIPE

BRASS FITTINGS

FACE BUSHING

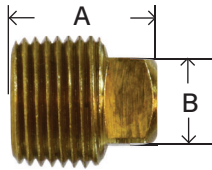


110F

PART #	THREAD SIZE NPTF MXF	A	APPROX. WT. LBS.	LIST PRICE
28121	1/4" x 1/8"	0.45	0.01	---
28122	3/8" x 1/8"	0.50	0.03	---
28116	3/8" x 1/4"	0.50	0.02	---
28090	1/2" x 1/8"	0.56	0.06	---
28128	1/2" x 1/4"	0.56	0.05	---
28117	1/2" x 3/8"	0.56	0.03	---
28129	3/4" x 1/4"	0.62	0.11	---
28130	3/4" x 3/8"	0.62	0.08	---
28118	3/4" x 1/2"	0.64	0.03	---
28120	1" x 1/2"	0.75	0.11	---
28119	1" x 3/4"	0.77	0.10	---

SQUARE HEAD PLUG

1/8 - 1/2 Solid



109

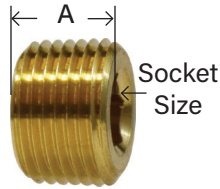
PART #	THREAD SIZE NPTF	A	B	APPROX. WT. LBS.	LIST PRICE
28084	1/8"	0.58	0.27	0.02	---
28085	1/4"	0.80	0.37	0.03	---
28086	3/8"	0.80	0.43	0.06	---
28087	1/2"	1.07	0.55	0.13	---
28088**	3/4"	1.09	0.61	0.20	---
28089**	1"	1.24	0.81	0.35	---

** Cored

3151 211P 109A 109B

COUNTERSUNK HEX PLUG

3/4" taper thread




109AL

PART #	THREAD SIZE NPTF	A	SOCKET SIZE	APPROX. WT. LBS.	LIST PRICE
28092	1/16"	0.30	0.12	0.01	---
28093	1/8"	0.30	0.18	0.01	---
28094	1/4"	0.45	0.26	0.02	---
28095	3/8"	0.45	0.31	0.03	---
28096	1/2"	0.61	0.39	0.05	---
28097	3/4"	0.62	0.56	0.10	---

3153 219P 109CS 118

SLOTTED-HEAD PLUG

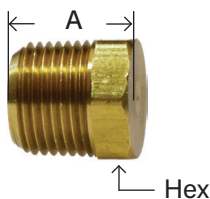


117

PART #	THREAD SIZE NPTF	A	APPROX. WT. LBS.	LIST PRICE
28174	1/8"	0.31	0.01	---
28175	1/4"	0.42	0.02	---
28176	3/8"	0.45	0.05	---

220P 3150 117A 117B


CORED HEX PLUGS



121

PART #	THREAD SIZE NPTF	A	HEX	APPROX. WT. LBS.	LIST PRICE
28200	1/16"	0.48	0.38	0.01	---
28201	1/8"	0.55	0.43	0.01	---
28202	1/4"	0.62	0.56	0.02	---
28203	3/8"	0.72	0.68	0.06	---
28204	1/2"	0.81	0.87	0.09	---
28205	3/4"	0.94	1.06	0.16	---
28206	1"	1.16	1.37	0.28	---

218P 3152 121A 103 121B PPH 218P

PIPE**BRASS FITTINGS****SOLID HEX HEAD PLUGS**

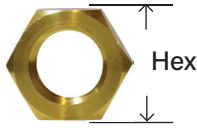
121S

PART #	THREAD SIZE NPTF	A	HEX	APPROX. WT. LBS.	LIST PRICE
28201S	1/8"	0.55	0.43	0.02	---
28202S	1/4"	0.75	0.56	0.05	---
28203S	3/8"	0.66	0.68	0.07	---
28204S	1/2"	0.81	0.87	0.12	---
28205S	3/4"	0.92	1.06	0.24	---
28206S	1"	1.00	1.31	0.38	---

121AS

LOCKNUT


- Jam Nuts
- Straight pipe thread



111

PART #	THREAD SIZE NPSL	HEX	THICKNESS	APPROX. WT. LBS.	LIST PRICE
28123	1/8"	0.68	0.19	0.02	---
28124	1/4"	0.87	0.25	0.04	---
28125	3/8"	1.00	0.31	0.04	---
28126	1/2"	1.125	0.	0.04	---
28127	3/4"	1.38	0.38	0.09	---


210P 21102 111A 111B

CLOSE NIPPLE

112

PART #	THREAD SIZE NPTF	A	APPROX. WT. LBS.	LIST PRICE
28131	1/8"	0.75	0.01	---
28132	1/4"	0.88	0.02	---
28133	3/8"	1.00	0.05	---
28134	1/2"	1.12	0.06	---
28135	3/4"	1.31	0.11	---
28496	1"			---

165 215PN 3326 112A 112B

LONG NIPPLE

113

PART #	THREAD SIZE NPTF	A LENGTH	APPROX. WT. LBS.	LIST PRICE
28140	1/8"	1.50	0.03	---
28141	1/8"	2.00	0.04	---
28142	1/8"	2.50	0.06	---
28143	1/8"	3.00	0.06	---
28475	1/8"	3.50	0.07	---
28476	1/8"	4.00		
28144	1/4"	1.50	0.03	---
28145	1/4"	2.00	0.05	---
28146	1/4"	2.50	0.08	---
28147	1/4"	3.00	0.10	---
28481	1/4"	3.50	0.12	---
28482	1/4"	4.00		
28148	3/8"	1.50	0.06	---
28149	3/8"	2.00	0.10	---
28150	3/8"	2.50	0.10	---
28151	3/8"	3.00	0.13	---
28487	3/8"	3.50	0.17	---
28488	3/8"	4.00		
28152	1/2"	1.50	0.08	---
28153	1/2"	2.00	0.12	---
28154	1/2"	2.50	0.16	---
28155	1/2"	3.00	0.20	---
28493	1/2"	3.50	0.24	---
28136	3/4"	1.50	0.12	---
28497	3/4"	2.00	0.18	---
28498	3/4"	2.50	0.23	---
28499	3/4"	3.00	0.28	---

- NOTE: For longer lengths and larger diameters, see our red brass nipples section.



113B 113A 166 3327, 3328, 3329, 3330 3331 215PNL


WARNING: This product can expose you to chemicals, including lead, which are known to the State of California to cause cancer and birth defects or other reproductive harm. For more information, visit www.P65Warnings.ca.gov



PIPE

BRASS FITTINGS

HEX NIPPLE




122

SAE# 130137

PART #	THREAD SIZE NPTF	A	HEX	APPROX. WT. LBS.	LIST PRICE
28210	1/16"	0.97	0.38	0.02	---
28211L	1/8"	0.91	0.43	0.02	---
28211	1/8"	0.97	0.43	0.03	---
28212L	1/4"	1.12	0.56	0.04	---
28212	1/4"	1.38	0.56	0.06	---
28213L	3/8"	1.25	0.68	0.07	---
28213	3/8"	1.41	0.68	0.07	---
28214L	1/2"	1.50	0.87	0.11	---
28214	1/2"	1.81	0.87	0.17	---
28215L	3/4"	1.55	1.07	0.17	---
28215	3/4"	1.96	1.13	0.23	---
28216L	1"	1.75	1.39	0.22	---
28216	1"	2.30	1.37	0.43	---

216P 3325 379 122AH 122B

REDUCING HEX NIPPLE



123

SAE# 130137

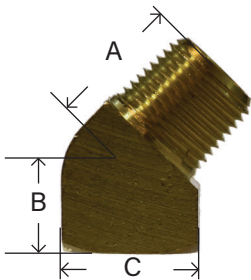
PART #	THREAD SIZE NPTF	A	HEX	APPROX. WT. LBS.	LIST PRICE
28218	1/8" x 1/16"	1.00	0.56	0.05	---
28220L	1/4" x 1/8"	1.00	0.56	0.04	---
28220	1/4" x 1/8"	1.19	0.56	0.04	---
28221L	3/8" x 1/8"	1.11	0.68	0.06	---
28221	3/8" x 1/8"	1.22	0.68	0.07	---
28222L	3/8" x 1/4"	1.19	0.68	0.06	---
28222	3/8" x 1/4"	1.41	0.68	0.07	---
28223L	1/2" x 1/4"	1.34	0.87	0.09	---
28223	1/2" x 1/4"	1.62	0.87	0.12	---
28224L	1/2" x 3/8"	1.41	0.87	0.11	---
28224	1/2" x 3/8"	1.62	0.87	0.12	---
28225L	3/4" x 1/2"	1.81	1.06	0.19	---
28225	3/4" x 1/2"	1.50	1.06	0.15	---
28226	1" x 1/2"				
28227	1" x 3/4"	2.31	1.38	0.38	---

216P 3325 379 122AH 122B

45° STREET ELBOW

SAE# 130339

124

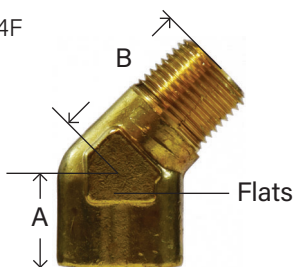


PART #	THREAD SIZE NPTF	B	A	C	APPROX. WT. LBS.	LIST PRICE
28230	1/8"	0.38	0.50	0.56	0.03	---
28231	1/4"	0.56	0.72	0.68	0.09	---
28232	3/8"	0.56	0.78	0.81	0.12	---
28233	1/2"	0.75	1.00	1.00	0.20	---
28234	3/4"	0.75	1.06	1.25	0.34	---

306 3350 2214P 224

45° FORGED STREET ELBOW

124F




PART #	THREAD SIZE NPTF	A	B	WRENCH FLATS	APPROX. WT. LBS.	LIST PRICE
28238	1/8"	0.63	0.81	0.56	0.05	---
28239	1/4"	0.63	1.06	0.81	0.11	---
28240	3/8"	0.72	1.06	0.93	0.17	---

45E8 124B

PIPE

BRASS FITTINGS


STREET TEE/ SERVICE TEE/ MALE RUN TEE

PART #	THREAD SIZE NPTF	A	B	C	APPROX. WT. LBS.	LIST PRICE
28245	1/8"	0.55	0.66	0.56	0.08	---
28246	1/4"	0.78	0.91	0.68	0.17	---
28247	3/8"	0.84	0.97	0.81	0.22	---
28248	1/2"	1.09	1.25	1.00	0.40	---
28249	3/4"	1.16	1.39	1.25	0.60	---

127

225 2225P 3750 326 225 127A

SAE# 130424

FORGED STREET TEE

PART #	THREAD SIZE NPTF	A	B	BODY WIDTH	APPROX. WT. LBS.	LIST PRICE
28253	1/8"	0.56	0.75	0.50	0.05	---
28254	1/4"	1.03	1.00	0.46	0.13	---
28255	3/8"	1.19	1.09	0.68	0.24	---
28256	1/2"	1.52	1.40	0.88	0.45	---

127F

107 T8 127B


WARNING: This product can expose you to chemicals, including lead, which are known to the State of California to cause cancer and birth defects or other reproductive harm. For more information, visit www.P65Warnings.ca.gov



PIPE

BRASS FITTINGS

EXTENDER ADAPTER



120


SAE# 130139

PART #	THREAD SIZE NPTF FXM	A	HEX	APPROX. WT. LBS.	LIST PRICE
28241	1/8" x 10-32"				
28190L	1/8" x 1/8"	0.83	0.50	0.03	---
28190	1/8" x 1/8"	0.88	0.56	0.04	---
28170	1/8" x 1/4"				
28191L	1/4" x 1/8"	0.94	0.62	0.04	---
28191	1/4" x 1/8"	1.06	0.75	0.07	---
28192L	1/4" x 1/4"	1.00	0.62	0.04	---
28192	1/4" x 1/4"	1.25	0.75	0.07	---
28198	3/8" x 1/8"	1.00	0.81	0.06	---
28193L	3/8" x 1/4"	1.12	0.81	0.08	---
28193	3/8" x 1/4"	1.25	0.87	0.09	---
28194L	3/8" x 3/8"	1.24	0.81	0.10	---
28194	3/8" x 3/8"	1.25	0.87	0.11	---
28197	1/2" x 1/8"	1.09	0.94	0.07	---
28199	1/2" x 1/4"	1.46	1.06	0.08	---
28199L	1/2" x 1/4"				
28195L	1/2" x 3/8"	1.19	0.93	0.09	---
28195	1/2" x 3/8"	1.47	1.06	0.18	---
28196L	1/2" x 1/2"	1.25	0.94	0.10	---
28196	1/2" x 1/2"	1.66	1.06	0.12	---
28207	3/4" x 3/8"	1.59	1.25	0.26	---
28207L	3/4" x 3/8"				
28208	3/4" x 1/2"	1.69	1.37	0.14	---
28208L	3/4" x 1/2"	1.22	1.25	0.13	---
28209	3/4" x 3/4"	1.69	1.37	0.34	---
28228	1" x 1/2"				
28229	1" x 3/4"				

375 222P 3200 R1 120AH 120B

PIPE SWIVEL ADAPTER

*300 PSI all sizes



PART #	THREAD SIZE NPTF FXM	A	HEX 1	HEX 2	APPROX. WT. LBS.	LIST PRICE
28424	1/8"	1.10	0.43	0.50	0.05	---
28425	1/4"	1.34	0.56	0.62	0.06	---
28426	3/8"	1.36	0.68	0.75	0.08	---
28427	1/2"	1.87	0.87	0.95	0.10	---

HEAVY ADAPTER BREAKAWAY

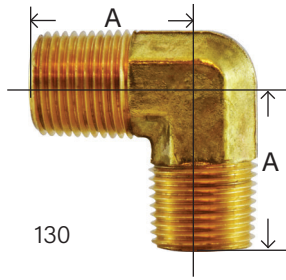


PART #	THREAD SIZE NPTF	LIST
120AH-BB-BW	1/4"	
120AH-CC-BW	3/8"	

5E8 1202P 116AF 116B

PIPE


BRASS FITTINGS

FORGED 90° MALE ELBOW

130


PART #	THREAD SIZE NPTF	A	BODY WIDTH	APPROX. WT. LBS.	LIST PRICE
28266	1/8"	0.79	0.38	0.04	---
28267	1/4"	0.87	0.45	0.06	---
28268	3/8"	1.06	0.59	0.12	---
28269	1/2"	1.38	0.78	0.21	---

LE5 3455 116AMF

BARSTOCK 90° MALE ELBOW

130R

PART #	THREAD SIZE NPTF	A	BODY WIDTH	APPROX. WT. LBS.	LIST PRICE
28266B	1/8"	0.69	0.56	0.08	---
28267B	1/4"	0.95	0.59	0.09	---
28268B	3/8"	1.01	0.71	0.15	---
28269B	1/2"	1.40	1.00	0.38	---
28270B	3/4"	1.50	1.25	0.55	---
28276B	1/2" x 3/8"	1.12	1.00	0.35	---


FORGED 90° MALE REDUCING ELBOW

130F

PART #	THREAD SIZE NPTF	A	B	BODY WIDTH	APPROX. WT. LBS.	LIST PRICE
28274	1/4" x 1/8"	0.88	0.78	0.47	0.06	---
28275	3/8" x 1/4"	0.90	0.90	0.46	0.06	---
28276	1/2" x 3/8"	1.12	1.00	0.59	0.12	---

MALE BRANCH TEE


SAE# 130425



131

PART #	THREAD SIZE NPTF	A	B	C	APPROX. WT. LBS.	LIST PRICE
28281	1/8"	0.66	0.55	0.56	0.08	---
28282	1/4"	0.91	0.78	0.68	0.15	---
28283	3/8"	0.97	0.84	0.81	0.22	---
28284	1/2"	1.25	1.09	1.00	0.40	---
28285	3/4"	1.38	1.16	1.25	0.62	---

T9 X106 23601 3600 2224P 226 329 128

FORGED MALE BRANCH TEE

131F

PART #	THREAD SIZE NPTF	A	B	BODY WIDTH	APPROX. WT. LBS.	LIST PRICE
28281F	1/8"	0.75	0.56	0.50	0.06	---
28282F	1/4"	1.00	1.03	0.46	0.12	---

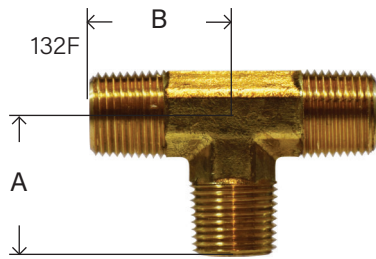
T9

WARNING: This product can expose you to chemicals, including lead, which are known to the State of California to cause cancer and birth defects or other reproductive harm. For more information, visit www.P65Warnings.ca.gov

PIPE

BRASS FITTINGS

FORGED ALL MALE TEE




PART #	THREAD SIZE NPTF	A	B	BODY WIDTH	APPROX. WT. LBS.	LIST PRICE
28290	1/8"	0.75	0.75	0.43	0.06	---
28291	1/4"	0.86	0.86	0.43	0.08	---
28292	3/8"	1.09	1.09	0.60	0.16	---
28293	1/2"	1.22	1.22	0.68	0.22	---
28294	3/4"	1.43	1.43	0.87	0.38	---

T12 M101

LONG STREET ELLS


D.O.T. Approved



PART #	THREAD SIZE NPTF	A	B	APPROX. WT. LBS.	LIST PRICE
28440	1/8"	1-3/16"	0.50	0.06	---
28441	1/8"	1-7/16"	0.50	0.06	---
28442	1/8"	1-11/16"	0.50	0.06	---
28443	1/8"	1-7/8"	0.50	0.16	---
28329	1/4"	1-7/16"	0.75	0.14	---
28330	1/4"	1-11/16"	0.75	0.15	---
28333	3/8"	1-3/4"	0.87	0.22	---


LONG EXTENSION ADAPTERS

D.O.T. Approved



PART #	THREAD SIZE NPTF	A	HEX	APPROX. WT. LBS.	LIST PRICE
28335	1/8"	1-1/4"	0.50	0.04	---
28336	1/8"	1-3/4"	0.50	0.05	---
28337	1/8"	3"	0.50	0.09	---
28338	1/4"	1-9/16"	0.62	0.07	---
28339	1/4"	1-13/16"	0.62	0.08	---
28340	1/4"	2-1/16"	0.62	0.10	---

PIPE WYE FIP x MIP



PART #	THREAD SIZE NPT	A	APPROX. WT. LBS.	LIST PRICE
28295	1/4"	1.56	.15	---
28296	1/4 N/P	1.4	.12	---

PIPE WYE FIP x FIP - NICKEL PLATED



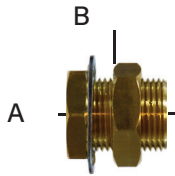
PART #	THREAD SIZE NPT	A	APPROX. WT. LBS.	LIST PRICE
28298	1/4	1.4	.12	---

WARNING: This product can expose you to chemicals, including lead, which are known to the State of California to cause cancer and birth defects or other reproductive harm. For more information, visit www.P65Warnings.ca.gov

BRASS


BULKHEAD FITTINGS

BRASS FITTINGS


BULKHEAD / ANCHOR / FRAME COUPLINGSFEMALE PIPE X
FEMALE PIPE

Part #	Female Pipe	Male Straight	Hole Size	Length (in.)	List Price
28299	1/8	5/8-18 UNS	5/8	0.96	---
28300	1/8	5/8-18 UNS	5/8	1-1/2	---
28301	1/4	3/4-16 UNS	3/4	15/16	---
28302	1/4	3/4-16 UNS	3/4	1-1/2	---
28315*	1/4	3/4-16 UNS	3/4	1-1/2	---
28303	3/8	1-14 UNS	1	1-5/16	---
28304	1/2	1-1/8-14 UNS	1-1/8	1-1/2	---
28305	1/2				
28311	3/4	1-5/16-12	1-5/16	1-1/2	---
28316**	1	1-5/8-14	1-5/8	1.68	---


* Same as 28302 except with a larger mounting nut. **Without washer

FEMALE PIPE X MALE PIPE


Part #	A	B	C		
28317	1/4-18 NPTF	1-14 UNS	1/2-14 NPTF	2-1/8	---
28318	3/8-18 NPTF	1-14 UNS	1/2-14 NPTF	1-11/16	---
28319	3/8-18 NPTF	1-14 UNS	1/2-14 NPTF	1-29/32	---
28324	3/8-18 NPTF	1-14 UNS	1/2-14 NPTF	2-1/8	---

FEMALE PIPE X MALE PIPE


Part #	A	B	C		
28313	1/4-18 NPTF	1-14 UNS	1/2-14 NPTF	2-7/8	---

FEMALE PIPE X MALE PIPE

Part #	A	B	C		
28346	3/8-18 NPTF	1-14 UNS	1/2-14 NPTF	1-7/8	---
28347	1/2-14 NPTF	1-14 UNS	1/2-14 NPTF	2-3/8	---

TUBE X FEMALE PIPE

28321	1/2-O.D. Tube	7/8-20 UNCF	3/8-18 NPTF	1-5/16	---
28322	3/8-O.D. Tube	7/8-20 UNCF	3/8-18 NPTF	1-3/8	---

FEMALE PIPE X CLAMPING STUD ELBOW

28331	1/4-18 NPTF	7/8-20 UNEF	3/8-18 NPTF	1-7/8	---
28348	3/8-18 NPTF	7/8-20 UNEF	3/8-18 NPTF	2-5/16	---

BRASS MARINE BULKHEAD

46540	5/16 Hose ID	----	----	2.37	---
46541	3/8 Hose ID	----	----	2.37	---


CROSSOVER NUMBERS

28-300	207X2	129A-A	50004	55207						1495B-A	ACBH207-2	207ACBH-2							
28-301	207X4	129A5-B		55611		5611	114-44	1345	382-445	392C-94		ACBHS207-4							
28-302	207X4	129A-B	50005	55661			114B-44	1344	382-44L	035081		ACBH207-4	207ACBH-4			11306		90648	
28-303	207X6	129A-C	50006	55607		5661/5607	114-66	1346	382-66	035087		ACBH207-6	207ACBH-6			11307	17709		
28-304	207X8	129A-D	50007	55807			5807	114-88	1351			ACBH207-8	207ACBH-8						
28-317				55615			5615	117-84											
28-318				55620			5620										11304		
28-319			50001				115-86			035079	1496-DC								
28-313			50010	55600			5664	115-88	1342	380-84	5730	035021				11300	55X6		
28-346			50013	55613			5613												
28-347			50012	55629			5629				035039								
28-321							391-86/1347	5608											
28-322							391-66	5609											
28-348				55616															

BULKHEAD FITTINGS


BRASS FITTINGS

STEEL BULKHEAD FITTINGS




Part #	A	B	C	Length (in.)	List
28306	1/4-18 NPTF	3/4 - 16 UNS		0.94	---
28307	1/4-18 NPTF	3/4 - 16 UNS		1.50	---
28308	3/8-18 NPTF	1 - 14 UNS		1.31	---

FEMALE PIPE X MALE PIPE




28309	1/4-18 NPTF	3/4 - 16 UNS	1/2-14 NPTF	2.16	---
28310	1/4-18 NPTF	3/4 - 16 UNS	1/2-14 NPTF	2.53	---




28345	1/4-18 NPTF	3/4 - 16 UNS	1/2-14 NPTF	2-5/32	---
-------	-------------	--------------	-------------	--------	-----

FEMALE PIPE X MALE PIPE



28325	1/4-18 NPTF	3/4 - 16 UNS	1/2-14 NPTF	1-11/16	---
-------	-------------	--------------	-------------	---------	-----




28312	1/4-18 NPTF	1-14 UNS	1/2-14 NPTF	2.94	---
28320	1/4-18 NPTF	1-14 UNS	1/2-14 NPTF	3-15/16	---

STAINLESS STEEL BULKHEAD FITTINGS

- Temperature range: -20F°- 360F°
- Working pressure: 1450 - 2175PSI
- Washers are PA6 Nylon

BULKHEAD FITTINGS - STAINLESS STEEL 316L NPT (1/8-1/2")



PART #	SIZE	HOLE SIZE	HEX	LENGTH	LIST PRICE
28300SS	1/8"	0.701	0.866	0.748	---
28301SS	1/4"	0.858	1.063	0.748	---
28303SS	3/8"	1.055	1.260	1.102	---
28304SS	1/2"	1.173	1.417	1.378	---

WARNING: This product can expose you to chemicals, including lead, which are known to the State of California to cause cancer and birth defects or other reproductive harm. For more information, visit www.P65Warnings.ca.gov

BRASS

HOSE BARB

BRASS FITTINGS

HOSE BARB FITTINGS



• Temperature and Working Pressure Ranges

From -40°F to + 160°F at 150 PSI maximum.

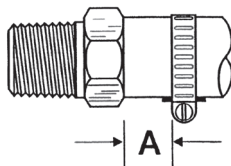
• Tolerance

+/- .02 on all dimensions. Dimension Data can change without notice. Please call us when dimensions are critical.

Note: These fittings are intended for use with hose clamp, similar type clamp or a crimped ferrule.

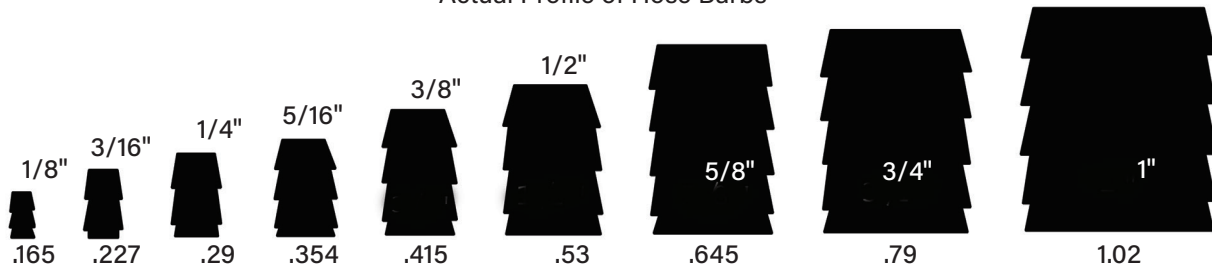
• Assembly Instructions

- 1- Cut hose cleanly and squarely to length.
- 2- Slide clamp on hose.
- 3- Lubricate hose. Push hose on fitting until hose bottoms against stop ring or hex.
- 4- Position hose clamp as shown below and secure with a screwdriver or wrench. Maintain "A" dimension noted below for proper clamp positioning.



Hose Size	A
3/16"	1/4"
1/4"	1/4"
5/16"	1/4"
3/8"	1/8"
1/2"	1/8"
5/8"	1/8"
3/4"	1/8"

Actual Profile of Hose Barbs



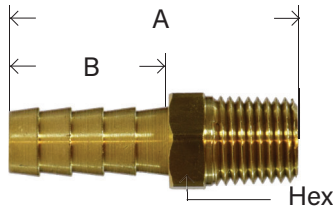
WARNING: This product can expose you to chemicals, including lead, which are known to the State of California to cause cancer and birth defects or other reproductive harm. For more information, visit www.P65Warnings.ca.gov

HOSE BARB

BRASS FITTINGS

RIGID MALE ADAPTER

- These are not Lead Free



29
129

PART #	HOSE I.D. X MALE NPTF	A	B	HEX	APPROX. WT. LBS.	LIST PRICE
32950	1/16" x 10/32"	0.90	0.45	0.38	0.01	---
32951	1/16" x 1/16"	0.91	0.48	0.38	0.01	---
32912	1/8" x 10/32"	0.92	0.48	0.38	0.01	---
32300	1/8" x 1/16"	0.93	0.48	0.38	0.01	---
32001	1/8" x 1/8"	1.19	0.69	0.43	0.02	---
32027	1/8" x 1/4"	1.16	0.46	0.56	0.02	---
32002	3/16" x 1/8"	1.19	0.75	0.43	0.02	---
32003	3/16" x 1/4"	1.37	0.69	0.56	0.04	---
32953	3/16" x 3/8"	1.44	0.69	0.68	0.04	---
32301	1/4" x 1/16"	1.44	0.88	0.43	0.02	---
32004	1/4" x 1/8"	1.47	0.97	0.43	0.02	---
32005	1/4" x 1/4"	1.72	0.97	0.56	0.04	---
32006	1/4" x 3/8"	1.72	0.97	0.68	0.05	---
32007	1/4" x 1/2"	1.72	0.81	0.87	0.10	---
32954	1/4" x 3/4"	1.86	0.96	1.06	0.15	---
32008	5/16" x 1/8"	1.47	0.97	0.43	0.02	---
32009	5/16" x 1/4"	1.72	0.97	0.56	0.04	---
32010	5/16" x 3/8"	1.76	0.97	0.68	0.06	---
32390	5/16" x 1/2"					
32011	3/8" x 1/8"	1.53	0.97	0.56	0.03	---
32012	3/8" x 1/4"	1.75	0.97	0.56	0.05	---
32013	3/8" x 3/8"	1.72	0.96	0.68	0.06	---
32014	3/8" x 1/2"	1.87	0.97	0.87	0.09	---
32026	3/8" x 3/4"	1.97	0.97	1.06	0.16	---
32956	7/16" x 1/4"	1.75	0.97	0.56	0.05	---
32957	7/16" x 3/8"	1.73	0.97	0.70	0.07	---
32958	7/16" x 1/2"	1.87	0.97	0.88	0.10	---
32302	1/2" x 1/8"	1.57	0.95	0.56	0.06	---
32015	1/2" x 1/4"	1.72	0.97	0.56	0.04	---
32016	1/2" x 3/8"	1.76	0.97	0.68	0.07	---
32017	1/2" x 1/2"	1.87	0.96	0.87	0.11	---
32018	1/2" x 3/4"	1.94	0.97	1.06	0.16	---
32303	1/2" x 1"	2.31	0.99	1.37	0.33	---
32304	5/8" x 1/4"	1.67	0.92	0.68	0.06	---
32019	5/8" x 3/8"	1.76	0.97	0.68	0.08	---
32020	5/8" x 1/2"	1.87	0.96	0.87	0.11	---
32021	5/8" x 3/4"	1.87	0.96	1.06	0.14	---
32305	5/8" x 1"	2.31	0.96	1.37	0.36	---
32915	3/4" x 1/4"	1.64	0.87	0.81	0.11	---
32306	3/4" x 3/8"	1.65	0.87	0.81	0.12	---
32022	3/4" x 1/2"	1.87	0.96	0.87	0.14	---
32023	3/4" x 3/4"	1.87	0.96	1.06	0.15	---
32316	3/4" x 1"	2.55	1.15	1.37	0.38	---
32918	7/8" x 3/4"					
32959	1" x 3/8"					
32307	1" x 1/2"	1.80	0.87	1.06	0.18	---
32024	1" x 3/4"	2.19	1.19	1.06	0.32	---
32025	1" x 1"	2.48	1.19	1.37	0.39	---
32919	1" x 1-1/4"					
32029	1-1/4" x 3/4"	2.37	1.19	1.37	0.35	---
32028	1-1/4" x 1"	2.55	1.19	1.37	0.46	---


WARNING: This product can expose you to chemicals, including lead, which are known to the State of California to cause cancer and birth defects or other reproductive harm. For more information, visit www.P65Warnings.ca.gov

BRASS



4244 PGH 101 102 201A 125HBL 105B-1 KF-PS MPB

HOSE BARB

BRASS FITTINGS

BRASS RIGID MALE BSPT BARB ADAPTER29SWV
29MS


PART #	HOSE I.D. X MALE BSPT	LIST PRICE
32450	1/4" x 1/8"	---
32451	1/4" x 1/4"	---
32452	3/8" x 1/4"	---
32453	3/8" x 3/8"	---
32454	3/8" x 1/2"	---
32455	1/2" x 3/8"	---
32456	1/2" x 1/2"	---
32457	3/4" x 3/4"	---
32458	1" x 1"	---

SWIVEL MALE ADAPTERRotation 360°
NBR O-Ring

PART #	HOSE I.D. X MALE NPTF	A	B	HEX	APPROX. WT. LBS.	LIST PRICE
32329	3/16" x 1/8"	2.00	0.78	0.56	0.06	---
32331	3/16" x 1/4"	1.95	0.78	0.56	0.06	---
32332	1/4" x 1/8"	2.19	0.97	0.56	0.06	---
32349	1/4" x 1/4"	2.12	0.97	0.56	0.06	---
32351	3/8" x 1/8"	2.12	0.97	0.56	0.07	---
32201	3/8" x 1/4"	2.12	0.97	0.56	0.07	---
32360	3/8" x 3/8"	2.12	0.97	0.69	0.08	---
32355	1/2" x 3/8"	2.12	0.97	0.68	0.10	---
32356	1/2" x 1/2"	2.33	0.97	0.87	0.14	---
32357	3/4" x 3/4"	2.33	0.97	1.06	0.20	---
32386	1" x 1"	2.88	1.19	1.38	0.40	---

SMS 103

PART #	HOSE I.D. X MALE NPTF	A	B	HEX	APPROX. WT. LBS.	LIST PRICE
32200	1/4" x 1/4"	1.65	.89	0.56	0.04	---
32202	3/8" x 3/8"	1.75	1.00	0.68	0.08	---

MENDER/ SPLICER29S
129S

PART #	HOSE I.D. X HOSE I.D.	A	B	O.D.	APPROX. WT. LBS.	LIST PRICE
32091	1/8"	0.98	0.45	0.31	0.01	---
32092	3/16"	1.62	0.77	0.36	0.02	---
32093	1/4"	2.00	0.96	0.37	0.02	---
32079	1/4" x 1/8"	1.50	0.97	0.37	0.02	---
32094	5/16"	2.00	0.96	0.39	0.02	---
32090	5/16" x 1/4"	2.00	0.97	0.50	0.03	---
32095	3/8"	2.00	0.97	0.51	0.04	---
32960	3/8 x 1/8	1.58	1.00	0.50	0.03	---
32961	3/8 x 3/16	1.75	1.00	0.50	0.03	---
32080	3/8" x 1/4"	2.06	0.97	0.56	0.03	---
32375	3/8" x 5/16"	2.00	0.97	0.50	0.03	---
32096	1/2"	2.00	0.96	0.62	0.06	---
32087	1/2" x 3/8"	2.06	0.97	0.71	0.06	---
32097	5/8"	2.05	0.96	0.75	0.08	---
32088	5/8" x 3/8"	2.06	0.97	0.75	0.06	---
32376	5/8" x 1/2"	2.06	0.97	0.75	0.07	---
32098	3/4"	2.50	1.15	0.87	0.10	---
32089	3/4" x 1/2"	2.28	1.19	0.87	0.10	---
32379	3/4" x 5/8"	2.02	0.96	0.87	0.10	---
32380	1" x 3/4"	2.58	1.19	1.12	0.18	---
32099	1"	3.00	1.44	1.12	0.23	---

MSB 122HBL HM 129 178 73 108

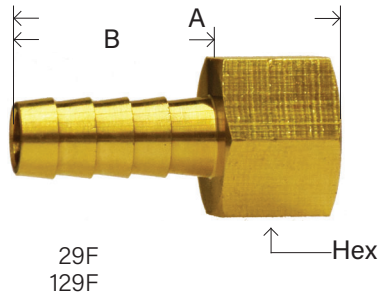
WARNING: This product can expose you to chemicals, including lead, which are known to the State of California to cause cancer and birth defects or other reproductive harm. For more information, visit www.P65Warnings.ca.gov



HOSE BARB

BRASS FITTINGS

RIGID FEMALE ADAPTER



PART #	HOSE I.D. X FEMALE NPTF	A	B	HEX	APPROX. WT. LBS.	LIST PRICE
32050	1/8" x 1/8"	0.96	0.46	0.50	0.02	---
32317	1/8" x 1/4"	1.15	0.46	0.62	0.04	---
32051	3/16" x 1/8"	1.10	0.68	0.50	0.02	---
32062	3/16" x 1/4"	1.44	0.75	0.62	0.04	---
32052	1/4" x 1/8"	1.35	0.93	0.50	0.02	---
32053	1/4" x 1/4"	1.60	0.97	0.62	0.06	---
32054	1/4" x 3/8"	1.65	1.03	0.75	0.04	---
32441	1/4" x 1/2"	1.66	0.97	0.93	0.08	---
32055	5/16" x 1/8"	1.47	0.97	0.56	0.04	---
32056	5/16" x 1/4"	1.66	0.97	0.62	0.04	---
32318	5/16" x 3/8"	1.66	0.97	0.75	0.06	---
32320	5/16" x 1/2"	1.67	0.96	0.93	0.08	---
32057	3/8" x 1/8"	1.47	0.97	0.56	0.04	---
32058	3/8" x 1/4"	1.61	0.97	0.62	0.06	---
32059	3/8" x 3/8"	1.63	1.00	0.81	0.08	---
32063	3/8" x 1/2"	1.72	0.94	0.93	0.12	---
32442	3/8" x 3/4"	1.97	0.97	1.18	0.20	---
32449	1/2" x 1/8"	1.51	0.98	0.56	0.06	---
32064	1/2" x 1/4"	1.66	0.96	0.62	0.08	---
32060	1/2" x 3/8"	1.66	0.97	0.75	0.08	---
32061	1/2" x 1/2"	1.76	0.96	0.93	0.12	---
32443	1/2" x 3/4"	1.97	0.97	1.18	0.26	---
32444	5/8" x 3/8"	1.66	0.97	0.75	0.08	---
32445	5/8" x 1/2"	1.66	0.97	0.93	0.10	---
32446	5/8" x 3/4"	1.97	0.97	1.18	0.21	---
32447	3/4" x 1/2"	1.88	1.19	0.93	0.13	---
32065	3/4" x 3/4"	2.19	1.21	1.18	0.22	---
32049	1" x 3/4"	2.19	1.19	1.18	0.26	---
32321	1" x 1"	2.32	1.19	1.44	0.35	---
32448	1-1/4" x 1"	2.32	1.19	1.43	0.44	---

209A 128 29A 29F 126HB 126 FPB 105B-2 KF-RS 104 144


SWIVEL FEMALE ADAPTER NPTF



PART #	HOSE I.D. X FEMALE NPTF	A	B	HEX	APPROX. WT. LBS.	LIST PRICE
32470	1/4" x 1/4"	1.80	0.97	0.62	0.06	---
32472	3/8" x 1/4"	1.80	0.97	0.62	0.06	---
32473	3/8" x 3/8"	1.82	0.97	0.75	0.09	---
32475	1/2" x 3/8"	1.82	0.97	0.75	0.09	---
32476	1/2" x 1/2"	1.86	0.97	0.93	0.14	---

HIGH VOLUME MALE SWIVEL

• 300 PSI • Nitrile Buna (NBR) O-Ring



PART #	HOSE I.D. X MALE NPTF	A	B	HEX	APPROX. WT. LBS.	LIST PRICE
32781	3/8" x 1/4"	1.83	0.87	0.62	0.07	---

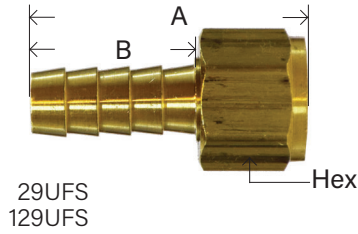
4065

HOSE BARB

BRASS FITTINGS

SWIVEL FEMALE ADAPTER - With Gasket

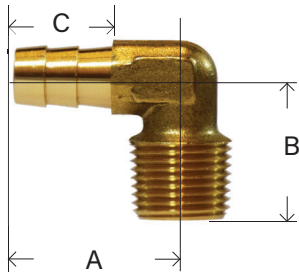
- NPSM Thread
National Pipe Straight Gasket Seal Swivel



- Not recommend for water due to fiber gasket - for air service only.

PART #	HOSE I.D. X FEMALE NPSM	A	B	HEX	APPROX. WT. LBS.	LIST PRICE
32132	3/16" x 1/8"	1.19	0.75	0.50	0.03	---
32133	3/16" x 1/4"	1.28	0.75	0.62	0.04	---
32120	1/4" x 1/8"	1.41	0.97	0.50	0.02	---
32121	1/4" x 1/4"	1.50	0.97	0.62	0.02	---
32129	1/4" x 3/8"	1.63	0.97	0.75	0.04	---
32122	3/8" x 1/4"	1.54	1.00	0.62	0.06	---
32123	3/8" x 3/8"	1.60	0.97	0.75	0.06	---
32354	3/8" x 1/2"	1.66	0.97	0.93	0.10	---
32124	1/2" x 3/8"	1.60	0.97	0.75	0.08	---
32125	1/2" x 1/2"	1.66	0.97	0.93	0.12	---
32117	1/2" x 3/4"	1.82	1.19	1.18	0.16	---
32118	5/8" x 3/4"	1.82	1.19	1.18	0.18	---
32119	3/4" x 3/4"	1.82	1.19	1.18	0.14	---

130 126 29F5G KF-RN NPSM Gasket Seat

FORGED HOSE BARB 90° ELBOW29E
129E32-330
**Square Barstock Body

PART #	HOSE I.D. X MALE NPTF	A	B	C	BODY SIZE	APPROX. WT. LBS.	LIST PRICE
32308	3/16" x 1/8"	0.95	0.70	0.66	0.37	0.02	---
32391	3/16" x 1/4"	1.00	0.84	0.63	0.46	0.10	---
32038	1/4" x 1/8"	1.01	0.81	0.71	0.47	0.06	---
32039	1/4" x 1/4"	1.01	0.87	0.63	0.47	0.06	---
32309	1/4" x 3/8"	1.08	0.97	0.73	0.69	0.12	---
32036	5/16" x 1/8"	1.01	0.81	0.63	0.47	0.04	---
32040	5/16" x 1/4"	1.01	0.87	0.63	0.47	0.06	---
32310	5/16" x 3/8"	1.06	0.94	0.63	0.50	0.06	---
32046	3/8" x 1/8"	1.01	0.81	0.63	0.47	0.06	---
32041	3/8" x 1/4"	1.02	0.88	0.65	0.47	0.06	---
32042	3/8" x 3/8"	1.09	0.93	0.68	0.50	0.08	---
32047	3/8" x 1/2"	1.11	1.09	0.63	0.59	0.10	---
32048	1/2" x 1/4"	1.06	1.00	0.68	0.59	0.10	---
32043	1/2" x 3/8"	1.06	1.09	0.69	0.59	0.10	---
32311	1/2" x 1/2"	1.31	1.19	0.87	0.56	0.12	---
32044	5/8" x 3/8"	1.12	1.06	0.61	0.56	0.12	---
32045	5/8" x 1/2"	1.12	1.12	0.68	0.63	0.14	---
32312	5/8" x 3/4"	1.46	1.26	0.93	1.06	0.32	---
32313	3/4" x 1/2"	1.31	1.28	0.87	0.85	0.22	---
32314	3/4" x 3/4"	1.46	1.26	0.91	1.06	0.32	---
32330	3/4" x 1"	1.57	1.64	0.90	1.34	0.64	---
32315	1" x 3/4"	1.60	1.40	0.95	1.06	0.32	---
32319	1" x 1"	1.69	1.64	0.98	1.30	0.43	---

129 HBE1 KF-PS90 HE-1 29E 146

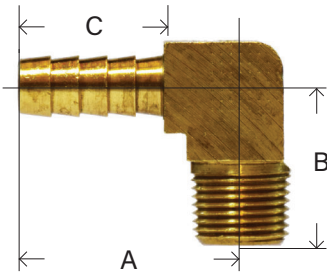
Dimension data can change without notice. Please check when dimensions are critical.

WARNING: This product can expose you to chemicals, including lead, which are known to the State of California to cause cancer and birth defects or other reproductive harm. For more information, visit www.P65Warnings.ca.gov

HOSE BARB

BRASS FITTINGS

BARSTOCK HOSE BARB 90° ELBOW

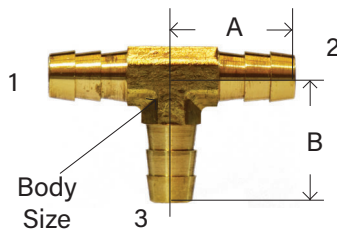


29EBS

PART #	HOSE I.D. X MALE NPTF	A	B	C	BODY SIZE	APPROX. WT. LBS.	LIST PRICE
32038B	1/4" X 1/8"	1.00	0.75	0.75	0.50	0.02	---
32039B	1/4" X 1/4"	1.02	0.91	0.74	0.56	0.04	---
32309B	1/4" X 3/8"	1.19	0.84	0.76	0.58	0.09	---
32040B	5/16" x 1/4"						
32041B	3/8" X 1/4"	1.32	0.89	0.97	0.58	0.08	---
32042B	3/8" X 3/8"	1.50	1.06	0.97	0.75	0.14	---
32047B	3/8" X 1/2"	1.52	1.25	0.97	0.90	0.26	---
32043B	1/2" X 3/8"	1.53	1.07	0.97	0.72	0.16	---
32311B	1/2" X 1/2"	1.53	1.25	0.97	0.90	0.26	---
32314B	3/4" X 3/4"	1.33	1.27	0.97	1.10	0.32	---

129HB

HOSE BARB TEES

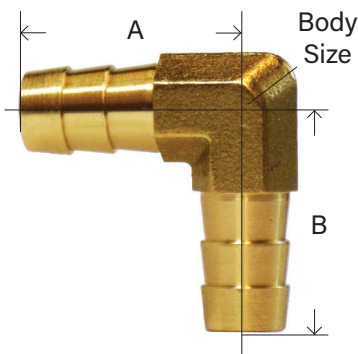


32128

29T
129T

PART #	HOSE BARB SIZE (1 & 2) X 3	A	B	BODY SIZE	APPROX. WT. LBS.	LIST PRICE
32367	1/8"	0.84	0.83	0.25	0.02	---
32368	3/16"	1.02	1.02	0.37	0.03	---
32365	1/4"	1.00	1.00	0.44	0.06	---
32350	(1/4") x 1/8"	0.94	0.94	0.44	0.04	---
32366	5/16"	1.00	1.00	0.44	0.06	---
32126	3/8"	1.01	1.01	0.43	0.06	---
32323	(3/8") x 1/4"					
32400	1/2"	1.02	1.00	0.43	0.08	---
32352	(1/2") x 3/8"	1.26	1.26	0.43	0.10	---
32361	5/8"	1.26	1.26	0.75	0.16	---
32363	3/4"	1.45	1.45	0.90	0.18	---
32353	(3/4") x 1/2"	1.41	1.41	0.88	0.23	---
32128	3/8" HB x 1/4" MIP	1.00	0.94	0.43	0.06	---

90° HOSE BARB ELBOW



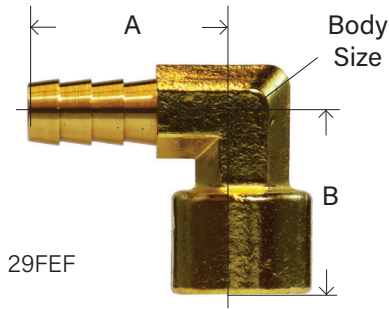
PART #	HOSE I.D. X HOSE I.D.	A	B	BODY SIZE	APPROX. WT. LBS.	LIST PRICE
32429	1/8" x 1/8"	0.55	0.55	0.37	0.03	---
32433	3/16" x 3/16"	0.90	0.90	0.37	0.03	---
32412	1/4" x 1/8"	1.02	1.02	0.44	0.04	---
32413	1/4" x 1/4"	1.01	1.01	0.44	0.04	---
32425	5/16" x 5/16"	1.15	1.15	0.48	0.05	---
32414	3/8" x 1/8"	1.01	1.01	0.44	0.04	---
32415	3/8" x 1/4"	1.00	1.00	0.44	0.04	---
32416	3/8" x 3/8"	1.02	1.02	0.44	0.04	---
32417	3/8" x 1/2"	1.24	1.10	0.50	0.06	---
32418	1/2" x 1/4"	1.24	1.08	0.50	0.06	---
32419	1/2" x 3/8"	1.22	1.09	0.50	0.06	---
32420	1/2" x 1/2"	1.24	1.24	0.50	0.06	---
32434	5/8" x 5/8"	1.20	1.20	0.75	0.16	---
32435	3/4" x 1/2"	1.41	1.41	0.88	0.21	---
32436	3/4" x 3/4"	1.41	1.41	0.88	0.21	---

WARNING: This product can expose you to chemicals, including lead, which are known to the State of California to cause cancer and birth defects or other reproductive harm. For more information, visit www.P65Warnings.ca.gov

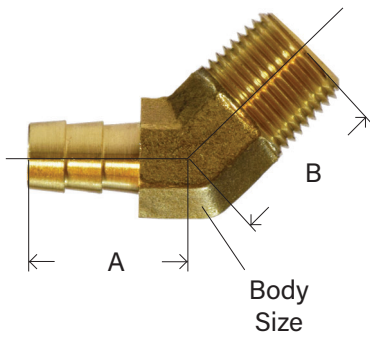
BRASS

HOSE BARB

BRASS FITTINGS

90° FEMALE HOSE BARB ELBOW

PART #	HOSE I.D. X FEMALE NPTF	A	B	BODY SIZE	APPROX. WT. LBS.	LIST PRICE
32401	1/4" x 1/8"	1.01	0.82	0.47	0.06	---
32402	1/4" x 1/4"	1.13	0.91	0.56	0.10	---
32403	3/8" x 1/8"	1.01	0.82	0.47	0.06	---
32404	3/8" x 1/4"	1.15	0.91	0.56	0.10	---
32405	3/8" x 3/8"	1.15	1.11	0.68	0.14	---
32406	3/8" x 1/2"	1.26	1.39	0.75	0.20	---
32407	1/2" x 1/4"	1.26	0.91	0.56	0.10	---
32410	1/2" x 3/8"	1.24	1.11	0.68	0.14	---
32411	1/2" x 1/2"	1.37	1.39	0.75	0.20	---
32409	3/4" x 3/4"	1.52	1.75	0.81	0.50	---

45° MALE HOSE BARB ELBOW

PART #	HOSE I.D. X MALE NPTF	A	B	BODY SIZE	APPROX. WT. LBS.	LIST PRICE
32110	1/4" x 1/8"	0.91	0.62	0.53	0.04	---
32109*	1/4" x 1/4"	1.00	0.62	0.57	0.06	---
32108	5/16" x 1/8"					
32134	5/16" x 1/4"					
32111	3/8" x 1/8"	0.83	0.66	0.53	0.04	---
32112	3/8" x 1/4"	0.82	0.84	0.53	0.06	---
32113	3/8" x 3/8"	0.93	0.87	0.59	0.08	---
32346	1/2" x 1/4"	1.00	0.84	0.59	0.08	---
32114	1/2" x 3/8"	1.00	0.88	0.59	0.08	---
32116	1/2" x 1/2"	1.15	0.94	0.59	0.12	---
32115	5/8" x 3/8"	0.97	0.88	0.59	0.10	---
32345	3/4" x 1/2"	1.15	0.94	0.81	0.13	---

294S
1294S

* Barstock

140 HE145 139HB KF-PS45 13945

HOSE BARB CROSS

PART #	HOSE ID	LIST PRICE
32608	1/4	---
32609	5/16	---
32610	3/8	---

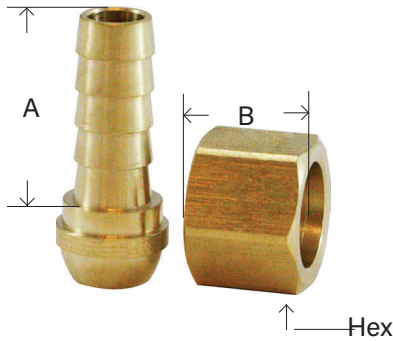
WARNING: This product can expose you to chemicals, including lead, which are known to the State of California to cause cancer and birth defects or other reproductive harm. For more information, visit www.P65Warnings.ca.gov



HOSE BARB

BRASS FITTINGS

BALL END SWIVEL NPSM - Ball seat type




29FS
129FS

PART #	HOSE I.D. X NPSM	A	B	HEX	APPROX. WT. LBS.	LIST PRICE
32066	1/8" x 1/8"	0.46	0.44	0.50	0.03	---
32067	3/16" x 1/8"	0.75	0.44	0.50	0.03	---
32068	3/16" x 1/4"	0.75	0.52	0.62	0.04	---
32962	3/16" x 3/8"					---
32069	1/4" x 1/8"	0.97	0.44	0.50	0.04	---
32070	1/4" x 1/4"	0.97	0.53	0.62	0.06	---
32078	1/4" x 3/8"	0.97	0.63	0.75	0.06	---
32071	5/16" x 1/4"	0.97	0.52	0.62	0.05	---
32072	3/8" x 1/4"	0.97	0.53	0.62	0.06	---
32073	3/8" x 3/8"	0.97	0.59	0.75	0.08	---
32074	3/8" x 1/2"	0.97	0.69	0.94	0.14	---
32075	1/2" x 3/8"	0.97	0.59	0.75	0.08	---
32076	1/2" x 1/2"	0.97	0.69	0.94	0.10	---
32077	3/4" x 3/4"	0.97	0.70	1.12	0.14	---

128HBSV 29FS 209AS 124 131

BALLSEAT MALE ADAPTER

Beveled seat




30° Seat

PART #	NPSM X MALE NPTF	A	HEX	APPROX. WT. LBS.	LIST PRICE
32359	1/8" x 1/8"	0.94	0.43	0.03	---
32034	1/4" x 1/8"	1.06	0.56	0.04	---
32030	1/4" x 1/4"	1.25	0.56	0.06	---
32362	3/8" x 1/4"	1.28	0.68	0.08	---
32031	3/8" x 3/8"	1.30	0.68	0.08	---
32392	3/8" x 1/2"	1.47	0.88	0.13	---
32364	1/2" x 3/8"	1.35	0.87	0.10	---
32032	1/2" x 1/2"	1.53	0.87	0.14	---
32033	3/4" x 3/4"	1.53	1.06	0.20	---

172 134 127HB 122AS

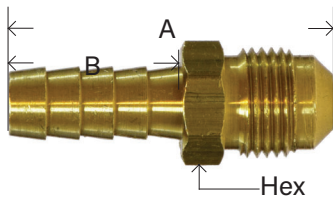
BALLSEAT UNION



30° Seat

PART #	NPSM X NPSM	A	HEX	APPROX. WT. LBS.	LIST PRICE
32460	1/8"	0.79	0.43	0.02	---
32461	1/4"	1.09	0.56	0.04	---
32462	3/8"	1.19	0.68	0.07	---
32463	1/2"	1.31	0.87	0.10	---

45° FLARE ADAPTER



29SAE
129SAE

PART #	HOSE I.D. X 45° FLARE	THREAD	A	B	HEX	APPROX. WT. LBS.	LIST PRICE
32322	3/16" x 1/4"	7/16-20	1.5	0.75	0.43	0.03	---
32081	1/4" x 1/4"	7/16-20	1.72	0.97	0.43	0.03	---
32082	1/4" x 3/8"	5/8-18	1.82	0.97	0.62	0.07	---
32083	5/16" x 5/16"	1/2-20	1.75	0.97	0.50	0.08	---
32084	3/8" x 3/8"	5/8-18	1.82	0.97	0.62	0.08	---
32085	3/8" x 1/2"	3/4-16	1.97	0.97	0.75	0.10	---
32086	1/2" x 1/2"	3/4-16	1.97	0.97	0.75	0.10	---

142 201BF KF-MS KDS


COMPRESSION ADAPTER - BARB X MALE COMPRESSION THREAD



PART #	SIZE	LIST PRICE
18534	1/4" x 1/4"	

HOSE BARB

BRASS FITTINGS

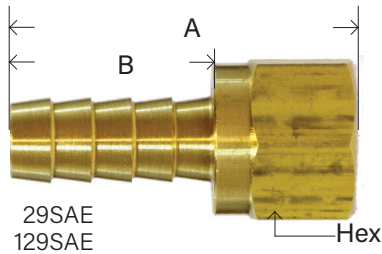
DUAL 45°/ 37° FLARE SWIVEL

CRIMP STYLE

PART #	HOSE ID X DUAL SEAT	THREAD	A	B	HEX	APPROX. WT. LBS.	LIST PRICE
32107	3/16" x 1/4"	7/16-20	1.34	0.75	0.56	0.04	---
32107C**	3/16 X 1/4	7/16-20	1.42	0.78	0.56	0.04	---
32337	1/4" x 1/4"	7/16-20	1.56	0.97	0.56	0.04	---
32337C**	1/4" X 1/4"	7/16-20	1.60	0.97	0.56	0.04	---
32102	1/4" x 5/16"	1/2-20	1.61	0.97	0.62	0.06	---
32339	5/16" x 5/16"	1/2-20	1.60	0.97	0.62	0.06	---
32340	3/8" x 1/2"	3/4-16	1.68	0.97	0.87	0.10	---
32341	1/2" x 1/2"	3/4-16	1.68	0.97	0.87	0.10	---
32341C**	1/2" X 1/2"	3/4-16	1.75	0.97	0.87	0.09	---
32342	1/2" x 5/8"	7/8-14	1.76	0.97	1.00	0.12	---
32394**	5/8" x 5/8"	7/8-14	1.83	0.97	1.00	0.14	---
32394C	5/8" x 5/8"						

** Swivel crimp style

KDS


FEMALE 45° FLARE SWIVEL29SAE
129SAE

CRIMP STYLE

PART #	HOSE I.D. X FEMALE 45° FLARE	UNF THREAD	A	B	HEX	APPROX. WT. LBS.	LIST PRICE
32326	3/16" x 3/16"	3/8-24	1.19	0.75	0.43	0.04	---
30295**	3/16" x 3/8"	5/8-18	1.82	0.90	0.75	0.04	---
32101	1/4" x 1/4"	7/16-20	1.57	0.97	0.56	0.04	---
32103	1/4" x 3/8"	5/8-18	1.64	0.97	0.75	0.08	---
32104	5/16" x 5/16"	1/2-20	1.61	0.97	0.62	0.05	---
32327	5/16" x 3/8"	5/8-18	1.67	0.97	0.75	0.08	---
32105	3/8" x 3/8"	5/8-18	1.64	0.97	0.75	0.08	---
32105C**	3/8" x 3/8"	5/8-18	1.71	0.97	0.75	0.07	---
32106	3/8" x 1/2"	3/4-16	1.81	0.97	0.87	0.10	---
32100	1/2" x 1/2"	3/4-16	1.68	0.97	0.87	0.12	---
32328	3/4" x 3/4"	1-1/16-14	2.00	0.97	1.25	0.20	---

** Swivel crimp style (crimped on the outside of fitting)

29SAE 209ASF 146HBLFSV KF-NS 128 FSS 146 144

FEMALE 37° J.I.C. FLARE SWIVEL

CRIMP STYLE

PART #	HOSE ID X FEMALE 37° FLARE	THREAD	A	B	HEX	APPROX. WT. LBS.	LIST PRICE
32334	1/4" x 3/8"	9/16-18	1.60	0.97	0.68	0.06	---
32335	5/16" x 3/8"	9/16-18	1.60	0.97	0.68	0.06	---
32336	3/8" x 3/8"	9/16-18	1.60	0.97	0.68	0.10	---
32336C	3/8" X 3/8"	9/16-18	1.66	0.97	0.68	0.06	---
32338	3/4" x 3/4"	1-1/16-12	2.00	0.97	1.25	0.20	---
32338C	3/4" x 3/4"	1-1/16-12	2.13	1.19	1.25	0.20	---
32397	1" x 1"	1-5/16-12	2.31	1.19	1.50	0.33	---
32397C	1" x 1"						

KJS

REUSABLE MALE FITTINGS

29RU17

PART #	HOSE ID	HOSE OD	MALE NPTF	LIST PRICE
32727	1/4"	1/2"	1/4"	---
32726	1/4"	5/8"	1/4"	---
32742	3/8"	5/8"	1/4"	---
32744	3/8"	11/16"	1/4"	---
32725	3/8"	3/4"	1/4"	---
32747	3/8"	5/8"	3/8"	---
32750	3/8"	11/16"	3/8"	---
32746	1/2"	7/8"	1/2"	---

WARNING: This product can expose you to chemicals, including lead, which are known to the State of California to cause cancer and birth defects or other reproductive harm. For more information, visit www.P65Warnings.ca.gov

HOSE BARB


BRASS FITTINGS

BRASS FUEL HOSE BARBS

Typical Application: Low pressure air, fuel and oil applications. Generally used for automotive, light truck, and small engine fuel lines. Use with fuel hose SAE 30R7 & SAE 30R9.

Advantages: Easy to assemble, just push the fitting into the hose & clamp. Good selection of configurations at reasonable cost.

MALE CONNECTOR HOSE BARB X MALE PIPE



159
29SB

PART #	HOSE ID	MIP	IND #	LIST PRICE
38800	3/16"	1/8"	1541	---
38802	1/4"	1/8"	1537	---
32377	1/4"	1/4"	1581	---
38806	5/16"	1/8"	1551	---
38808	5/16"	1/4"	1555	---
38810	3/8"	1/8"	1565	---
32381	3/8"	1/4"	1564	---
32382	3/8"	3/8"	1566	---
32383	1/2"	3/8"		---
32384	1/2"	1/2"		---
32385	5/8"	1/2"	1431	---
32387	3/4"	1/2"	1430	---
32388	3/4"	3/4"		---

68HB

BUBBLE BARB MALE ADAPTER

BUBBLE X MIP




PART #	HOSE ID	MIP	LIST PRICE
32176	3/8"	3/8"	---
32177	1/2"	1/4"	---
32178	1/2"	3/8"	---
32179	1/2"	1/2"	---
32182	5/8"	3/8"	---
32183	5/8"	1/2"	---
32184	3/4"	1/2"	---
32180	3/4"	3/4"	---
32185	1"	3/4"	---
32181	1"	1"	---

INVERTED FLARE MALE CONNECTOR

HOSE BARB X INVERTED FLARE

159IN
29IFSB



PART #	HOSE ID	INV. FLARE	IND #	LIST PRICE
38827	1/4"	5/16"		---
38828	5/16"	1/4"	1598	---
38830	5/16"	5/16"	1560	---
38832	5/16"	3/8"	1561	---
38834	3/8"	5/16"	1568	---
38836	3/8"	3/8"	1570	---

269HB

90° MALE ELBOW HOSE BARB X MALE PIPE

29ESB



PART #	HOSE ID	MIP	IND #	LIST PRICE
38860	1/4"	1/8"	1582	---
38861	1/4"	1/4"		---
38862	5/16"	1/8"	1556	---
38864	5/16"	1/4"	1557	---
38866	3/8"	1/8"	1572	---
38868	3/8"	1/4"	1571	---

BUBBLE BARB

159E




PART #	HOSE ID	MIP	LIST PRICE
32186	3/8"	3/8"	---
32194	1/2"	1/4"	---
32187	1/2"	3/8"	---
32191	1/2"	1/2"	---
32195	5/8"	1/4"	---
32188	5/8"	3/8"	---
32189	5/8"	1/2"	---
32190	3/4"	1/2"	---
32192	3/4"	3/4"	---

WELDED HOSE FITTINGS

BRASS FITTINGS

**INVERTED FLARE MALE SWIVEL 90° ELBOW
HOSE BARB X TUBE O.D.**

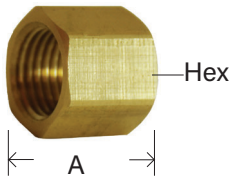
PART #	HOSE ID	INV. FLARE	IND #	LIST PRICE
38873	5/16"	5/16"	1405	---
38874	3/8"	3/8"	1407	---

WELDED HOSE FITTINGS**STEM ONLY - WELDING HOSE CONNECTOR**

PART #	HOSE I.D.	A	APPROX. WT. LBS.	LIST PRICE
30410	3/16"	1.43	0.02	---
30411	1/4"	1.43	0.02	---
30413	3/8"	1.43	0.04	---

Assemble with nuts below.

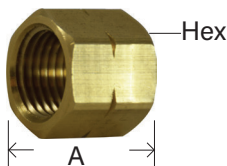
201RWA WRS WLS

RIGHT HAND 9/16 - 18 FOR OXYGEN LINE - WELDING HOSE NUT

PART #	SIZE	A	HEX	APPROX. WT. LBS.	LIST PRICE
30420	R.H. Nut only	0.63	0.68	0.04	---

Assemble with stem above.


201RWA WRS KF-PE 152

LEFT HAND 9/16 - 18 FOR ACETYLENE LINE - WELDING HOSE NUT

PART #	SIZE	A	HEX	APPROX. WT. LBS.	LIST PRICE
30421	L.H. Nut only	0.63	0.68	0.04	---

Assemble with stem above.


209LWA WLS 154 KF-RE

RIGHT HAND 9/16 - 18 #122RWA - WELDING HOSE CONNECTOR651
WH42R

PART #	SIZE	A	HEX	APPROX. WT. LBS.	LIST PRICE
30401	1/4"-18	1.30	0.62	0.06	---
32437	3/8"-18	1.30	0.68	0.09	---
32438*	9/16"-18	1.25	0.68	0.07	---

* Right UNF thread

156

LEFT HAND 9/16 - 18 #122LWA - WELDING HOSE CONNECTOR652
WH42L

PART #	SIZE	A	HEX	APPROX. WT. LBS.	LIST PRICE
30406	1/4"-18	1.30	0.62	0.06	---
32439	3/8"-18	1.30	0.68	0.09	---
32440*	9/16"-18	1.25	0.68	0.07	---

* Left UNF thread

158

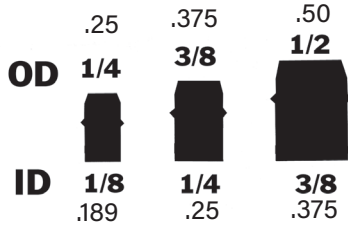
WARNING: This product can expose you to chemicals, including lead, which are known to the State of California to cause cancer and birth defects or other reproductive harm. For more information, visit www.P65Warnings.ca.gov

BARBED FOR PLASTIC TUBING

BRASS FITTINGS

BRASS BARBS FOR POLYETHYLENE TUBING

- Quick connecting fittings that do not require tube preparations for hand assembly. Inexpensive with excellent resistance to vibration.
- All sizes are tube O.D. (I.D.)



UNION




29MBS
TUBE O.D. (TUBE I.D.) X TUBE O.D. (TUBE I.D.)

PART #	SIZE	LIST PRICE
21003	1/4(1/8) x 1/4(1/8)	---
21007	3/8(1/4) x 1/4(1/8)	---
21009	3/8(1/4) x 3/8(1/4)	---

1062 962

MALE ADAPTER



29MB
TUBE O.D. (TUBE I.D.) X MALE PIPE

PART #	SIZE	LIST PRICE
21023	1/4(1/8) x 1/8	---
21025	1/4(1/8) x 1/4	---
21027	3/8(1/4) x 1/8	---

1068 968 688

BULKHEAD UNION



29MBHS
TUBE O.D. (TUBE I.D.)

PART #	SIZE	LIST PRICE
21082	1/4(1/8)	---

UNION ELBOW




29BEMB
TUBE O.D. (I.D.)

PART #	SIZE	LIST PRICE
21095	1/4(1/8)	---
21097	3/8(1/4)	---

1065 965

MALE 90° ELBOW




29MBE
TUBE O.D. (I.D.) X MALE PIPE

PART #	SIZE	LIST PRICE
21109	1/8 x 1/4-28	---
21113	1/4(1/8) x 1/8	---
21115	1/4(1/8) x 1/4	---
21117	3/8(1/4) x 1/8	---
21119	3/8(1/4) x 1/4	---
21121	1/2(3/8) x 3/8	---

1069 969 229

UNION TEE



29MBT
O.D. (I.D.) X O.D. (I.D.) X O.D. (I.D.)

PART #	SIZE	LIST PRICE
21151	1/4(1/8)	---
21155	3/8(1/4)	---
21161	1/2(3/8)	---

1064 964 224

MALE BRANCH TEE




29MRMT

PART #	SIZE	LIST PRICE
21193	1/4(1/8) x 1/4(1/8) x 1/8	---
21195	3/8(1/4) x 3/8(1/4) x 1/8	---

1072 972 232

FEMALE BRANCH TEE



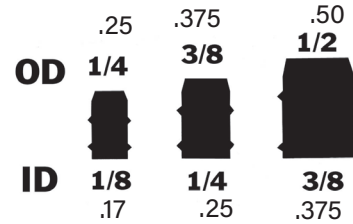
29MBPT
O.D. (I.D.) X O.D. (I.D.) X FEMALE PIPE

PART #	SIZE	LIST PRICE
21207	1/4(1/8) x 1/4(1/8) x 1/8	---

1077 978

TWO BARB FITTINGS

More Sizes Available - Please Ask!



MALE ADAPTER PIPE



TUBE O.D. (I.D.) X MALE PIPE

PART #	SIZE	LIST PRICE
32150	1/4(1/8) x 1/8	---
32153	3/8(1/4) x 1/4	---

28

UNION TEE



PART #	TUBE O.D. (I.D.)	LIST PRICE
32159	1/4(1/8 ID)	---
32160	3/8(1/4 ID)	---

90° ELBOW



PART #	TUBE O.D. (I.D.)	LIST PRICE
32170	1/4(1/8 ID)	---
32171	3/8(1/4 ID)	---


225

BARSTOCK/ CAST SS HOSE BARB

BRASS FITTINGS

**316 STAINLESS STEEL MACHINED RIGID
MALE HOSE BARB**

PART #	HOSE I.D. X NPT	LIST PRICE
32001SS	1/8" x 1/8"	---
32002SS	3/16" x 1/8"	---
32003SS	3/16" x 1/4"	---
32004SS	1/4" x 1/8"	---
32005SS	1/4" x 1/4"	---
32006SS	1/4" x 3/8"	---
32008SS	5/16" x 1/8"	---
32009SS	5/16" x 1/4"	---
32010SS	5/16" x 3/8"	---
32011SS	3/8" x 1/8"	---
32012SS	3/8" x 1/4"	---
32013SS	3/8" x 3/8"	---
32014SS	3/8" x 1/2"	---
32015SS	1/2" x 1/4"	---
32016SS	1/2" x 3/8"	---
32017SS	1/2" x 1/2"	---
32018SS	1/2" x 3/4"	---
32019SS	5/8" x 3/8"	---
32020SS	5/8" x 1/2"	---
32021SS	5/8" x 3/4"	---
32022SS	3/4" x 1/2"	---
32023SS	3/4" x 3/4"	---
32024SS	1" x 3/4"	---

316 STAINLESS STEEL SPLICER

PART #	HOSE I.D. X HOSE I.D.	A	B	LIST PRICE
32091SS	1/8"			---
32093SS	1/4"	2.03	0.97	---
32094SS	5/16"			---
32095SS	3/8"	2.06	0.97	---
32096SS	1/2"	2.06	0.97	---
32098SS	3/4"	2.50	1.19	---

316 STAINLESS STEEL BARB ELBOW

PART #	HOSE I.D. X NPT	LIST PRICE
32038SS	1/4 x 1/8	---
32039SS	1/4 x 1/4	---
32041SS	3/8 x 1/4	---
32042SS	3/8 x 3/8	---
32043SS	1/2" x 3/8"	---
32311SS	1/2 x 1/2	---
32314SS	3/4" x 3/4"	---

304 STAINLESS STEEL HOSE NIPPLES

• Cast

PART #	HOSE I.D. X MALE PIPE	LIST PRICE
73951	1/4"	---
73952	3/8"	---
73953	1/2"	---
73954	3/4"	---
73955	1"	---
73956	1-1/4"	---
73957	1-1/2"	---
73958	2"	---
73959	2-1/2"	---
73960	3"	---

304 STAINLESS STEEL REDUCING HOSE NIPPLES

• Cast

PART #	HOSE I.D. X MALE PIPE	LIST PRICE
73970	1/4" X 1/8"	---
73971	3/8" X 1/4"	---
73972	1/2" X 3/8"	---
73973	1/2" X 1/4"	---
73974	3/4" X 1/2"	---
73975	1" X 3/4"	---
73976	1" X 1/2"	---
73977	1-1/4" X 1"	---
73979	1-1/2" X 1-1/4"	---
73980	1-1/2" X 1"	---
73981	2" X 1-1/2"	---
73982	2" X 1-1/4"	---

316 STAINLESS STEEL HOSE NIPPLES

• Cast

PART #	HOSE I.D. X MALE PIPE	LIST PRICE
973951	1/4"	---
973952	3/8"	---
973953	1/2"	---
973954	3/4"	---
973955	1"	---
973956	1-1/4"	---
973957	1-1/2"	---
973958	2"	---
973959	2-1/2"	---
973990	3"	---
973991	4"	---

WARNING: This product can expose you to chemicals, including lead, which are known to the State of California to cause cancer and birth defects or other reproductive harm. For more information, visit www.P65Warnings.ca.gov



BEVERAGE FITTINGS


BRASS FITTINGS

BARB TO MALE PIPE ADAPTER



PART #	SIZE	LIST PRICE
34587	1/4" x 1/8"	---
34588	1/4" x 1/4"	---
34591	3/8" x 1/4"	---
34592	3/8" x 3/8"	---
34595	3/8" x 1/2"	---
34597	1/2" x 3/4"	---

FEMALE FLARE SWIVEL SETS



PART #	SIZE	LIST PRICE
34501	1/4" x 1/4"	---
34502	5/16" x 1/4"	---
34504	3/8" x 3/8"	---

ONE PIECE SWIVEL BARB X FE. FL



PART #	SIZE	LIST PRICE
34510	3/8" x 1/4"	---

HOSE SPLICER (STRAIGHT)




PART #	SIZE	LIST PRICE
34532	3/16"	---
34533	1/4"	---
34534	1/4" x 3/16"	---
34535	3/8"	---
34543	3/8" x 1/4"	---
34540	1/2" x 3/8"	---

PLUG



PART #	SIZE	LIST PRICE
34572	1/4"	---
34574	1/8"	---

U-BEND



PART #	SIZE	A	LIST PRICE
34633	3/8"	2	---

U-BEND W/MANIFOLD



THINWALL

PART #	SIZE	LIST PRICE
34621T	1/4"	---
34622T	3/8"	---

CROSS



CROSS - THINWALL

PART #	SIZE	LIST PRICE
34635T	1/4"	---
34638T	3/8"	---

FLO-JET FITTINGS



PART #	SIZE	LIST PRICE
P-1520-000-TEE	1/4"	---
P-1521-000-EL	1/4"	---
P-1522-000	1/4"	---

Y TEES



THINWALL

PART #	SIZE	A	LIST PRICE
34650T	1/4"	1-1/8"	---
34652T	3/8"	1-1/4"	---

BARB HOSE TEES



PART #	SIZE	LIST PRICE
34562	1/4"	---
34563	3/8"	---

REDUCING TEES

PART #	1&2	3	LIST PRICE
34567	1/4"	3/8"	---
34568	3/8"	1/4"	---

THINWALL TEES



PART #	SIZE	LIST PRICE
34562T	1/4"	---
34563T	3/8"	---
34564T	1/2"	---

90° BARB SPLICER



PART #	SIZE	LIST PRICE
34551	1/4"	---
34550	5/16"	---
34552	3/8"	---

WARNING: This product can expose you to chemicals, including lead, which are known to the State of California to cause cancer and birth defects or other reproductive harm. For more information, visit www.P65Warnings.ca.gov

BRASS

PUSH ON HOSE BARB

BRASS FITTINGS

PUSH ON BARB FITTINGS

Typical Application: Low Pressure Air, Fuel, Lube, and Oil Lines

- Pressure determined by tube material and hardness. Our parts have been tested to max 150 PSI.

Advantages: Easy assembly. No clamps needed!!

- **Assembly Instructions**

- 1- Lubricate insert.
- 2- Hold hose at angle as shown & push on and up over first barb.
- 3- Continue to push straight on until hose is seated under protective plastic cap. Keep hands back from hose end area so that hose can expand.

- **Disassembling Instructions**

- 1- Split hose. Do not cut completely through hose. Sealing edge of barb could be damaged.
- 2- Bend hose and remove with a quick pull.

See lead free section for lead free push-on barb fittings. **Stainless steel available at the end of this section.**

ACTUAL PROFILE OF PUSH ON BARBS




WARNING: This product can expose you to chemicals, including lead, which are known to the State of California to cause cancer and birth defects or other reproductive harm. For more information, visit www.P65Warnings.ca.gov

PUSH-ON FITTINGS

BRASS FITTINGS

MALE ADAPTER

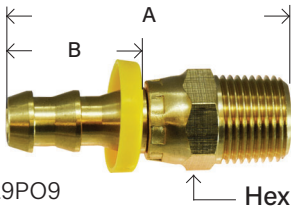


29PO1
129PO1

PART #	HOSE I.D. X MALE NPTF	A	B	HEX	APPROX. WT. LBS.	LIST PRICE
30200	1/4" x 1/8"	1.43	0.87	0.50	0.04	---
30201	1/4" x 1/4"	1.66	0.87	0.56	0.06	---
30211	1/4" x 3/8"	1.66	0.87	0.68	0.06	---
30208	1/4" x 1/2"	1.83	0.88	0.88	0.10	---
30212	5/16" x 1/8"	1.42	0.77	0.43	0.04	---
30213	5/16" x 1/4"	1.66	0.87	0.56	0.06	---
30202	3/8" x 1/8"	1.53	0.97	0.50	0.04	---
30203	3/8" x 1/4"	1.69	0.89	0.56	0.07	---
30204	3/8" x 3/8"	1.76	0.97	0.68	0.08	---
30205	3/8" x 1/2"	1.97	0.97	0.87	0.10	---
30392	3/8" x 3/4"	1.97	0.92	1.06	0.16	---
30216	1/2" x 1/4"	1.76	0.97	0.68	0.08	---
30206	1/2" x 3/8"	1.76	0.97	0.68	0.09	---
30207	1/2" x 1/2"	1.97	0.97	0.87	0.14	---
30217	1/2" x 3/4"	1.97	0.97	1.06	0.16	---
30218	1/2" x 1"	2.29	0.97	1.37	0.34	---
30219	5/8" x 3/8"	2.34	1.50	0.75	0.12	---
30209	5/8" x 1/2"	2.45	1.45	0.87	0.16	---
30214	5/8" x 3/4"	2.45	1.45	1.06	0.18	---
30215	3/4" x 1/2"	2.45	1.45	0.87	0.21	---
30210	3/4" x 3/4"	2.45	1.45	1.06	0.20	---
30238	1" x 3/4"	2.93	1.50	1.25	0.43	---
30239	1" x 1"	3.11	1.50	1.37	0.49	---

301 P990A HLM 100B-1 KA-MB 272 29PO 725 625 BPN 941 30182

MALE SWIVEL




29PO9
129PO2

PART #	HOSE I.D. X MALE NPTF	A	B	HEX	APPROX. WT. LBS.	LIST PRICE
30422	1/4" x 1/8"	2.07	0.87	0.56	0.06	---
30385	1/4" x 1/4"	2.02	0.87	0.56	0.06	---
30386	3/8" x 1/4"	2.12	0.97	0.56	0.08	---
30387	3/8" x 3/8"	2.12	0.97	0.68	0.08	---
30388	1/2" x 3/8"	2.12	0.97	0.68	0.10	---
30389	1/2" x 1/2"	2.33	0.97	0.87	0.14	---
30424	5/8" x 1/2"	2.80	1.45	0.88	0.18	---
30390	3/4" x 3/4"	2.80	1.45	1.06	0.24	---

921 HMS 285 31382

FEMALE GASKET SEAL SWIVEL - NPSM



129PO9

• Not recommend for water due to fiber gasket - for air service only. For water, replace with rubber gasket

PART #	HOSE I.D. X GASKET SWIVEL (NPSM)	A	B	HEX	APPROX. WT. LBS.	LIST PRICE
30359	1/4" x 1/8"	1.39	0.77	0.50	0.03	---
30358	1/4" x 1/4"	1.47	0.82	0.68	0.06	---
30360	3/8" x 1/4"	1.61	1.00	0.68	0.06	---
30361	3/8" x 3/8"	1.77	0.97	0.81	0.08	---
30362	3/8" x 1/2"	1.80	0.92	0.93	0.09	---
30363	1/2" x 1/2"	1.90	1.02	0.93	0.11	---
30366	3/4" x 3/4"	2.36	1.55	1.18	0.32	---


280

WARNING: This product can expose you to chemicals, including lead, which are known to the State of California to cause cancer and birth defects or other reproductive harm. For more information, visit www.P65Warnings.ca.gov

Dimension data can change without notice. Please check when dimensions are critical.


PUSH ON HOSE BARB

BRASS FITTINGS

HOSE SPLICER29P08
129PO14

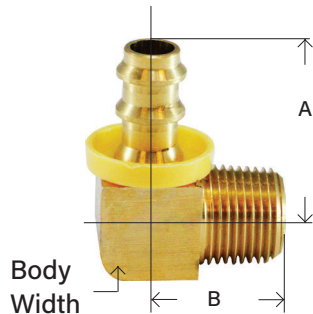
PART #	HOSE I.D.	A	APPROX. WT. LBS.	LIST PRICE
30300	1/4"	1.87	0.04	---
30305	5/16"	1.80	0.04	---
30301	3/8"	2.00	0.06	---
30302	1/2"	2.01	0.08	---
30303	5/8"	3.03	0.14	---
30304	3/4"	3.03	0.14	---
30306	1"	3.21	0.28	---

BPM 696 29SPO 296 915 729 100B-Y KA-RM MHL 296 38282

RIGID FEMALE ADAPTER29PO2
129PO7

PART #	HOSE I.D. X FEMALE NPTF	A	B	HEX	APPROX. WT. LBS.	LIST PRICE
30220	1/4" x 1/8"	1.35	0.87	0.50	0.02	---
30221	1/4" x 1/4"	1.51	0.87	0.62	0.06	---
30384	1/4" x 3/8"	1.51	0.77	0.75	0.06	---
30222	5/16" x 1/4"	1.51	0.87	0.62	0.06	---
30393	3/8" x 1/8"	1.47	0.92	0.56	0.06	---
30224	3/8" x 1/4"	1.61	0.97	0.62	0.06	---
30225	3/8" x 3/8"	1.63	0.97	0.75	0.06	---
30394	3/8" x 1/2"	1.66	0.92	0.93	0.12	---
30223	1/2" x 1/4"	1.76	1.02	0.68	0.08	---
30226	1/2" x 3/8"	1.63	0.97	0.75	0.08	---
30227	1/2" x 1/2"	1.77	0.97	0.93	0.14	---
30396	1/2" x 3/4"	2.07	1.02	1.18	0.20	---
30229	5/8" x 1/2"	2.24	1.48	0.93	0.11	---
30399	3/4" x 1/2"	2.24	1.50	0.93	0.14	---
30395	3/4" x 3/4"	2.55	1.50	1.18	0.24	---
30400	1" x 3/4"					
30402	1" x 1"	2.68	1.55	1.43	0.37	---

30282 29FPO HLF 626 274 726 940

MALE ELBOW29POE
129PO20

PART #	HOSE I.D. X MALE NPTF	A	B	BODY WIDTH	APPROX. WT. LBS.	LIST PRICE
30372	1/4" x 1/8"	0.98	0.75	0.50	0.04	---
30373	1/4" x 1/4"	1.04	0.95	0.56	0.06	---
30374	5/16" x 1/8"	1.02	0.94	0.50	0.06	---
30375	5/16" x 1/4"	1.09	0.94	0.56	0.08	---
30370	3/8" x 1/8"	1.11	0.75	0.50	0.10	---
30371	3/8" x 1/4"	1.13	0.90	0.56	0.10	---
30376	3/8" x 3/8"	1.21	0.92	0.70	0.12	---
30377	3/8" x 1/2"	1.30	1.19	0.87	0.22	---
30382	1/2" x 3/8"	1.32	1.02	0.70	0.13	---
30378	1/2" x 1/2"	1.50	1.19	0.87	0.22	---
30379	5/8" x 1/2"	1.98	1.19	0.87	0.26	---
30381	3/4" x 3/4"	2.07	1.28	1.06	0.34	---

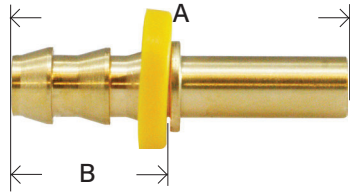
100-C 29EPO 273

WARNING: This product can expose you to chemicals, including lead, which are known to the State of California to cause cancer and birth defects or other reproductive harm. For more information, visit www.P65Warnings.ca.gov

PUSH ON HOSE BARB

BRASS FITTINGS

RIGID TUBE ADAPTER

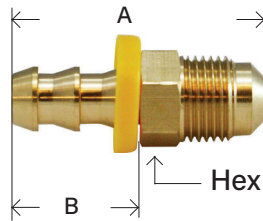


29PO1D
129PO15

PART #	HOSE I.D. X O.D TUBE	A	B	APPROX. WT. LBS.	LIST PRICE
30290	1/4" x 3/16"	1.68	0.77	0.04	---
30291	1/4" x 1/4"	1.88	0.77	0.04	---
30292	1/4" x 5/16"	1.88	0.77	0.04	---
30293	5/16" x 5/16"	1.91	0.79	0.04	---
30294	3/8" x 3/8"	2.03	0.92	0.06	---
30426	3/8" x 1/2"				---
30297	1/2" x 1/2"	2.13	1.02	0.06	---

294 100B-X KA-RL 303 732 694

MALE SAE FLARE ADAPTER

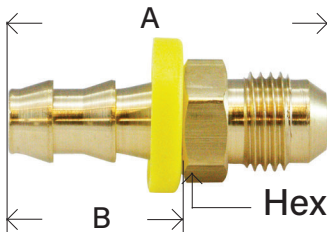


29PO3
129PO4

PART #	HOSE I.D. X 45° MALE FLARE	UNF THREAD	A	B	HEX	APPROX. WT. LBS.	LIST PRICE
30240	1/4" x 1/4"	7/16-20	1.45	0.75	0.43	0.04	---
30241	1/4" x 5/16"	1/2-20	1.59	0.84	0.50	0.04	---
30249	5/16" x 5/16"	1/2-20	1.60	0.80	0.50	0.06	---
30271	3/8" x 5/16"	1/2-20	1.64	0.86	0.50	0.08	---
30243	3/8" x 3/8"	5/8-18	1.83	0.92	0.62	0.08	---
30245	1/2" x 1/2"	3/4-16	1.98	1.02	0.875	0.10	---
30246	5/8" x 5/8"	7/8-14	2.73	1.50	0.87	0.19	---
30247	3/4" x 3/4"	1-1/16-14	2.98	1.50	1.06	0.32	---

100B-3 KA-MS 727 945 682 302 282


37° MALE JIC FLARE ADAPTER



29PO11
129PO6

PART #	HOSE I.D. X MALE JIC	UNF THREAD	A	B	HEX	APPROX. WT. LBS.	LIST PRICE
32900	1/4" x 1/4"	7/16-20	1.57	0.84	0.50	0.04	---
32901	1/4" x 5/16"	1/2-20	1.60	0.83	0.56	0.04	---
32906	1/4" x 3/8"	9/16-18	1.63	0.77	0.62	0.05	---
32902	3/8" x 3/8"	9/16-18	1.78	0.97	0.62	0.06	---
32903	1/2" x 1/2"	3/4-16	1.97	0.97	0.75	0.10	---
32907	5/8" x 5/8"	7/8-14	2.62	1.50	0.93	0.19	---
32905	3/4" x 3/4"	1-1/16-12	2.79	1.50	1.12	0.29	---

SAE/JIC DUAL 45°/37° FEMALE SWIVEL



29PO5
129PO10


PART #	HOSE I.D. X DUAL SEAT	UNF THREAD	A	B	HEX	APPROX. WT. LBS.	LIST PRICE
30230	1/4" x 1/4"	7/16-20	1.53	0.87	0.56	0.06	---
30231	1/4" x 5/16"	1/2-20	1.53	0.87	0.62	0.04	---
30232	5/16" x 5/16"	1/2-20	1.56	0.87	0.62	0.04	---
30427	3/8" x 5/16"	1/2-20	1.74	0.87	0.62	0.06	---
30233	3/8" x 1/2"	3/4-16	1.79	0.97	0.87	0.10	---
30234	1/2" x 1/2"	3/4-16	1.77	0.97	0.87	0.10	---
30235	1/2" x 5/8"	7/8-14	1.84	0.97	1.00	0.12	---
30236	5/8" x 1/2"	3/4-16	2.27	1.45	0.87	0.18	---
30237	5/8" x 5/8"	7/8-14	2.33	1.45	1.00	0.14	---
30428	3/4" x 5/8"	7/8-14	2.33	1.45	1.00	0.20	---

29FDS 287 HDF 309 735 690 P990-K 305 935/934

Dimension data can change without notice. Please see our website when dimensions are critical.

PUSH ON HOSE BARB


BRASS FITTINGS

45° SAE FLARE FEMALE SWIVEL

29P06
129PO14

PART #	HOSE I.D. X 45° FEMALE FLARE	UNF THREAD	A	B	HEX	APPROX. WT. LBS.	LIST PRICE
30250	1/4" x 1/4"	7/16-20	1.54	0.87	0.56	0.04	---
30251	1/4" x 5/16"	1/2-20	1.57	0.87	0.62	0.04	---
30253	1/4" x 3/8"	5/8-18	1.63	0.87	0.75	0.06	---
30254	5/16" x 5/16"	1/2-20	1.58	0.87	0.68	0.06	---
30260	5/16" x 3/8"	5/8-18	1.63	0.87	0.75	0.08	---
30252	3/8" x 3/8"	5/8-18	1.73	0.97	0.75	0.10	---
30257	3/8" x 1/2"	3/4-16	1.85	0.87	0.87	0.10	---
30261	1/2" x 3/8"	5/8-18	1.92	1.05	0.75	0.10	---
30255	1/2" x 1/2"	3/4-16	1.77	0.97	0.87	0.12	---
30258	5/8" x 5/8"	7/8-14	2.35	1.45	1.00	0.14	---
30259	3/4" x 3/4"	1-1/16-14	2.42	1.45	1.25	0.22	---


30882 728 P990-H 29AEPO 307 284 1005-4 KA-NS HSF 684 934

FEMALE 37° JIC FLARE SWIVEL

29P07
129PO12

PART #	HOSE I.D. X FEMALE JIC	UNF THREAD	A	B	HEX	APPROX. WT. LBS.	LIST PRICE
30265	1/4" x 1/4"	7/16-20	1.54	0.87	0.56	0.04	---
30264	1/4" x 3/8"	9/16-18	1.57	0.87	0.68	0.06	---
30270	5/16" x 3/8"	9/16-18	1.60	0.82	0.68	0.06	---
30266	3/8" x 3/8"	9/16-18	1.70	0.97	0.68	0.08	---
30267-86	1/2" x 3/8"						
30267	1/2" x 1/2"	3/4-16	1.78	0.97	0.87	0.10	---
30268	5/8" x 5/8"	7/8-14	2.33	1.45	1.00	0.14	---
30269	3/4" x 3/4"	1-1/16-12	2.40	1.45	1.25	0.22	---
30429	1" x 1"	1-5/16-12	2.60	1.45	1.50	0.39	---

JF 944/934 29J1CPO HJF 688 738 288 100B-6 308 P990-F 30682 KA-NJ

INVERTED FLARE MALE SWIVEL

29P016
129PO6

PART #	HOSE I.D. X MALE INV FLARE	UNF THREAD	A	B	HEX	APPROX. WT. LBS.	LIST PRICE
30275	1/4" x 3/16"	3/8-24	1.52	0.87	0.37	0.04	---
30276	1/4" x 1/4"	7/16-24	1.56	0.87	0.43	0.04	---
30277	1/4" x 5/16"	1/2-20	1.62	0.87	0.50	0.04	---
30278	5/16" x 1/4"						
30280	5/16" x 5/16"	1/2-20	1.62	0.87	0.50	0.06	---
30283	5/16" x 3/8"	5/8-18	1.63	0.87	0.62	0.06	---
30284	3/8" x 5/16"	1/2-20	1.72	0.97	0.50	0.06	---
30279	3/8" x 3/8"	5/8-18	1.76	0.97	0.62	0.06	---
30282	1/2" x 1/2"	3/4-18	1.84	0.97	0.75	0.10	---
30286	5/8" x 5/8"	7/8-18	2.50	1.57	0.87	0.14	---

290 100B-B KA-MF 1MS 947


WARNING: This product can expose you to chemicals, including lead, which are known to the State of California to cause cancer and birth defects or other reproductive harm. For more information, visit www.P65Warnings.ca.gov



PUSH ON HOSE BARB

BRASS FITTINGS

INVERTED FLARE FEMALE ADAPTER




29P013
129P013

PART #	HOSE I.D. X FEMALE INV FLARE	A	B	HEX	APPROX. WT. LBS.	LIST PRICE
30310	1/4" x 3/16"	1.12	0.84	0.50	0.02	---
30311	1/4" x 1/4"	1.14	0.84	0.56	0.02	---
30312	1/4" x 5/16"	1.18	0.82	0.62	0.02	---
30316	5/16" x 5/16"	1.25	0.81	0.62	0.04	---
30313	3/8" x 5/16"	1.32	0.87	0.62	0.04	---
30314	3/8" x 3/8"	1.35	0.95	0.75	0.06	---
30315	1/2" x 1/2"	1.73	1.04	0.87	0.12	---

306 100B-A KA-NG 292 P990-J 736 692 946

FEMALE BALLSEAT SWIVEL

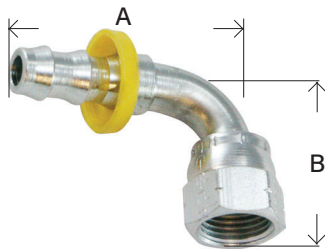


29P04
129P08

PART #	HOSE I.D. X FEMALE NPSM	A	B	HEX	APPROX. WT. LBS.	LIST PRICE
30340	1/4" X 1/8"	1.39	0.85	0.50	0.06	---
30341	1/4" X 1/4"	1.47	0.82	0.68	0.06	---
30342	1/4" x 3/8"	1.40	0.77	0.68	0.09	---
30343	3/8" X 1/4"	1.61	0.97	0.68	0.08	---
30344	3/8" X 3/8"	1.75	0.95	0.81	0.10	---
30430	3/8" x 1/2"					
30346	1/2" X 1/2"	1.88	1.09	0.93	0.12	---
30349	3/4" X 3/4"	2.36	1.55	1.18	0.22	---

628 278 29SPO 731 NPSM

SAE/ JIC 37°/ 45° FEMALE SWIVEL 90° ZINC PLATED STEEL



PART #	HOSE I.D. X FEMALE 37°/45°	UNF THREAD	A	B	APPROX. WT. LBS.	LIST PRICE
30480	1/4"	7/16-20	1.55	0.83	.064	---
30482	3/8"	9/16-18	1.85	0.91	.095	---
30483*	3/8"	5/8-18	1.98	0.85	.095	---
30484	1/2"	3/4-16	2.33	1.09	.171	---
30485	5/8"					
30486	3/4"	1-1/16-12	3.26	1.81	.281	---

* SAE

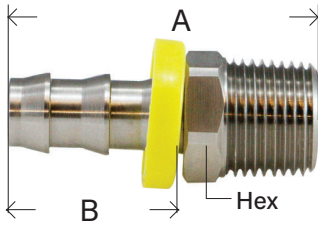
WARNING: This product can expose you to chemicals, including lead, which are known to the State of California to cause cancer and birth defects or other reproductive harm. For more information, visit www.P65Warnings.ca.gov

BRASS

STAINLESS STEEL PUSH ON 316 HOSE BARB


BRASS FITTINGS

316 STAINLESS STEEL MALE ADAPTERS




PART #	HOSE I.D. X NPT	A	B	HEX	APPROX. WT. LBS.	LIST PRICE
30200SS	1/4" x 1/8"	1.42	0.77	0.44	0.027	---
30201SS	1/4" x 1/4"	1.61	0.77	0.56	0.043	---
30203SS	3/8" x 1/4"	1.76	0.92	0.56	0.053	---
30204SS	3/8" x 3/8"	1.76	0.92	0.69	0.067	---
30206SS	1/2" x 3/8"	1.86	1.02	0.69	0.071	---
30207SS	1/2" x 1/2"	2.07	1.02	0.88	0.119	---
30215SS	3/4" x 1/2"	2.55	1.50	0.88	0.20	---
30210SS	3/4" x 3/4"	2.55	1.50	1.06	0.194	---

316 STAINLESS STEEL SAE/ JIC 45°/ 37° FEMALE SWIVEL



PART #	HOSE I.D. X FEMALE 45°/37°	A	B	HEX	APPROX. WT. LBS.	LIST PRICE
30230SS	1/4" x 1/4"	1.48	0.74	0.56	0.023	---
30234SS	1/2" x 1/2"	1.93	1.03	0.88	0.04	---

316 STAINLESS STEEL FEMALE 37° JIC FLARE SWIVEL



PART #	HOSE I.D. X FEMALE 37°	A	B	HEX	APPROX. WT. LBS.	LIST PRICE
30266SS	3/8" x 3/8"	1.75	.92	0.68	0.065	---
30269SS	3/4" x 3/4"	2.53	1.50	1.25	0.259	---

WARNING: This product can expose you to chemicals, including lead, which are known to the State of California to cause cancer and birth defects or other reproductive harm. For more information, visit www.P65Warnings.ca.gov

GARDEN HOSE FITTINGS



• **Temperature and Working Pressure Ranges**

From +35°F to +100°F at 75 PSI maximum or the recommended working pressure of the garden hose. (Not to exceed 150 PSI.)

Note: All female connector ends should have a rubber washer inserted prior to usage.

FGH = Female Garden Hose threads

MGH = Male Garden Hose threads

Male garden hose threads are all 3/4" with an outside diameter of 1.0625 and 11-1/2" threads per inch.



Male Garden Hose Profile



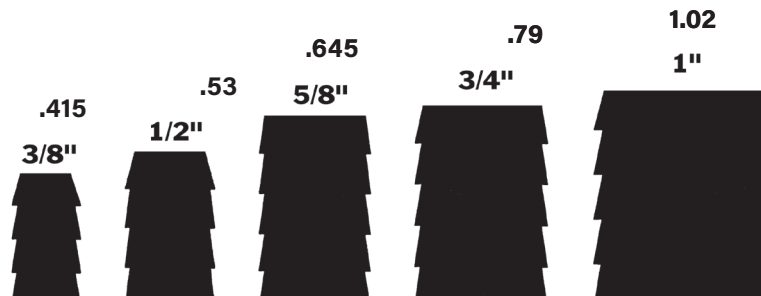
See Plastic section for Plastic Garden Hose Fittings



Lead free Garden Hose

Washers included are #30150B black washers.

ACTUAL PROFILE OF GARDEN HOSE BARBS

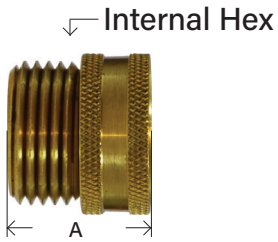


WARNING: This product can expose you to chemicals, including lead, which are known to the State of California to cause cancer and birth defects or other reproductive harm. For more information, visit www.P65Warnings.ca.gov

BRASS

GARDEN HOSE

BRASS FITTINGS


SWIVEL - MGH X FGH**.WASHER INCLUDED**

PART #	MGH X FGH	A	HEX	APPROX. WT. LBS.	LIST PRICE
30000**	3/4" x 3/4"	1.03	0.50*	0.26	---

* Internal Hex


* Not a live swivel

** available in swivel crimp style

SWIVEL - FGH X FGH**.WASHER INCLUDED**


PART #	FGH X FGH	A	HEX	APPROX. WT. LBS.	LIST PRICE
30011	3/4" x 3/4"	1.03	1.18 O.D.	0.24	---
30012	No Swivel	1.08	1.19	0.24	---

HUS 91 203W GSU 101GH5V 22AS 506 FS66


SWIVEL - FGH X FEMALE PIPE**.WASHER INCLUDED**

PART #	FGH X FEMALE NPTF	A	HEX	APPROX. WT. LBS.	LIST PRICE
30001	3/4" x 1/2"	1.20	1.00	0.11	---
30006	3/4" x 3/4"	1.11	1.12	0.11	---

S1 HSU11 91Z 197S 98GH5V 5AS 21517 502 FS65

EVAPORATIVE COOLER FITTINGS

PART #	SIZE	LIST PRICE
50016	MGH x 1/2" FIP	---
30013	1/2 MIP x 1/2 FIP x 1/8	---

RIGID - FGH X FEMALE PIPE**.WASHER INCLUDED**

PART #	FGH X FEMALE NPTF	A	HEX	APPROX. WT. LBS.	LIST PRICE
30016	3/4" x 1/8"	1.02	1.18	0.08	---
30017	3/4" x 1/4"	0.65	1.12	0.07	---
30018	3/4" x 3/8"	1.19	1.18	0.11	---


95GH 501

WARNING: This product can expose you to chemicals, including lead, which are known to the State of California to cause cancer and birth defects or other reproductive harm. For more information, visit www.P65Warnings.ca.gov

GARDEN HOSE

BRASS FITTINGS

RIGID - FGH X FEMALE PIPE




Hex

PART #	FGH X FEMALE NPTF	A	HEX	APPROX. WT. LBS.	LIST PRICE
30078	3/4" x 1/2"	1.06	1.18	0.10	---
30083	3/4" x 3/4"	1.06	1.18	0.12	---

FS67 198 HU11 21507 501 99GH 5A H15PP

SWIVEL - FGH X MALE PIPE

-WASHER INCLUDED




Hex

PART #	FGH X MALE NPTF	A	HEX	APPROX. WT. LBS.	LIST PRICE
30047	3/4" x 1/4"	2.04	0.75	0.13	---
30048	3/4" x 3/8"	2.06	0.75	0.14	---
30049	3/4" x 1/2"	2.06	0.87	0.18	---

504 89GH W1 62H4 88GH W1

3/8" Comp 3/4" FGH DISHWASHER 90° ELBOW

-WASHER INCLUDED




30056

30055


PART #	3/4 FEMALE GARDEN HOSE THREAD X 3/8 COMPRESSION	LIST PRICE
30055	3/4" x 3/8" Body Only	---
30056	3/4" x 3/8" w/ nut & sleeve	---

SWIVEL - FGH X MALE PIPE

-WASHER INCLUDED



30183 Hex




* Crimp style

PART #	FGH X MALE NPTF	A	HEX	APPROX. WT. LBS.	LIST PRICE
30181*	3/4" x 1/4"	1.43	1.18	0.13	---
30184*	3/4" x 3/8"	1.43	1.18	0.15	---
30183	3/4" x 1/2"	1.32	0.81	0.11	---
30182*	3/4" x 3/4"	1.43	1.18	0.14	---

RIGID - FGH X MALE PIPE

-WASHER INCLUDED



30094


Hex 30088

30087

PART #	FGH X MALE NPTF	A	HEX	APPROX. WT. LBS.	LIST PRICE
30087	3/4" x 3/8"	1.37	1.18	0.11	---
30088	3/4" x 1/2"	1.06	1.18	0.09	---
30088S	3/4" x 1/2"(1/2"SWT)				
30093	3/4" x 3/4"	1.06	1.18	0.11	---
30094	3/4" x 3/4"(1/2" FIP)	1.17	1.18	0.11	---

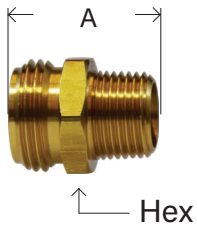
** 1/2 Swt = 5/8 O.D.

21505 503 83GH 20A HU21 199 H7

GARDEN HOSE**BRASS FITTINGS****RIGID - MGH X FEMALE PIPE**

PART #	MGH X FEMALE NPTF	A	HEX	APPROX. WT. LBS.	LIST PRICE
30066	3/4" x 1/4"	1.10	1.06	0.09	---
30067	3/4" x 3/8"	1.09	1.06	0.12	---
30068	3/4" x 1/2"	0.81	1.06	0.10	---
30073	3/4" x 3/4"	1.12	1.18	0.10	---
30074	3/4" x 1"	1.36	1.37	0.19	---

197 18R HU12 H11PP 18A 507 18H 81GH 21503 MF67

RIGID - MGH X MALE PIPE

No Tap


* (1/2 Swt = 5/8 O.D.)

** (Tapped 1/2 FIP)

*** (Tapped 1/2 FIP Both ends)

PART #	MGH X MALE NPTF	A	HEX	APPROX. WT. LBS.	LIST PRICE
30054	3/4" x 1/4"	1.26	1.06	0.12	---
30053	3/4" x 3/8"	1.25	1.06	0.10	---
30058	3/4" x 1/2"	1.31	1.06	0.12	---
30058S*	3/4" x 1/2" SWT				
30063**	3/4" x 3/4" x 1/2"	1.31	1.06	0.13	---
30063BE***	3/4" x 3/4"	1.31	1.06	0.15	---
30063S	3/4" x 3/4" Short	1.10	1.06	0.10	---
30064	3/4" x 1"	1.88	1.37	0.35	---
30065	1" x 1"	1.88	1.37	0.26	---

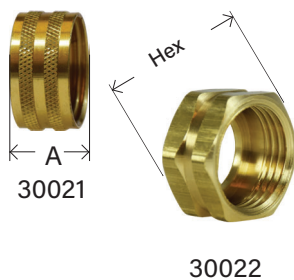
19R 196 H530 21501 508 HU22 514 71GH 19A

RIGID - MGH X MGH

PART #	MGH X MGH	A	HEX	APPROX. WT. LBS.	LIST PRICE
30098	3/4" x 3/4" (1/2" FIP)	1.22	1.06	0.13	---
30099	3/4" x 3/4"	1.38	1.06	0.15	---
30100*	1" x 3/4"	1.31	1.37	0.21	---

21500 509 75GH 23A H8 19R

* 1-11-1/2

GARDEN HOSE NUT

PART #	SIZE	A	HEX	APPROX. WT. LBS.	LIST PRICE
30021	Knurled	0.61	1.37 O.D.	0.08	---
30022	Hex Nut	0.62	1.18	0.08	---

94GH GHN1 HNR 21514

Dimension data can change without notice. Please check when dimensions are critical.

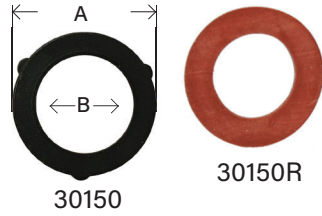
WARNING: This product can expose you to chemicals, including lead, which are known to the State of California to cause cancer and birth defects or other reproductive harm. For more information, visit www.P65Warnings.ca.gov



GARDEN HOSE

BRASS FITTINGS

GARDEN HOSE WASHERS




* plasticized rubber

PART #	SIZE	A	B	THICKNESS	APPROX. WT. LBS.	LIST PRICE
30150B	black	1.00	0.68	0.13	0.01	---
30150	black*	0.98	0.68	0.13	0.01	---
30150R	red	1.00	0.68	0.13	0.01	---
30151	1"	1.27	0.86	0.16	0.01	---
30149	recessed	1.02	1.06		0.01	---

GHW 901GH

GARDEN HOSE FILTER WASHER




▪ 300 Series Stainless Steel Screen

PART #	SIZE	A	B	APPROX. WT. LBS.	LIST PRICE
30180	30 Mesh	0.52	1.00	0.02	---
30180F	60 Mesh	0.52	1.00	0.02	---

LA662

GARDEN HOSE CAP




▪ Garden hose washers sold separately

PART #	SIZE	A	APPROX. WT. LBS.	LIST PRICE
30103	3/4" Die Cast	0.58	0.04	---
30103B	3/4" Barstock	0.60	0.048	---

513 96GH GHN5 HC1 LA215 21518 200-W

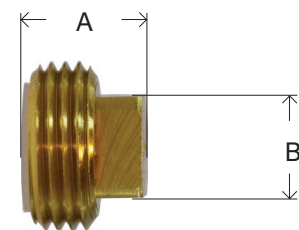
GARDEN HOSE CAP WITH CHAIN



* Zinc die cast

PART #	SIZE	A	APPROX. WT. LBS.	LIST PRICE
30142	3/4" w/ Chain	0.58	0.06	---


GARDEN HOSE PLUG




PART #	SIZE	A	B	APPROX. WT. LBS.	LIST PRICE
30026	3/4"	0.69	0.61	0.12	---

GARDEN HOSE

BRASS FITTINGS

HOSE MENDERS - SOLID BARB X BARB

PART #	HOSE I.D. X HOSE I.D.	A	B	O.D.	APPROX. WT. LBS.	LIST PRICE
32096	1/2"	2.00	0.96	0.62	0.06	---
32097	5/8"	2.05	0.96	0.75	0.08	---
32098	3/4"	2.50	1.15	0.87	0.10	---
32099	1"	3.00	1.44	1.02	0.23	---

QUICK DISCONNECT GARDEN HOSE COUPLERS**.WASHER INCLUDED**


30452

30451

PART #	SIZE	A	APPROX. WT. LBS.	LIST PRICE
30450	Complete	1.70	0.24	---
30451	Female end	1.14	0.12	---
30452	Male end	1.26	0.12	---

LA73C


- Unvalved construction allows maximum Flow
- 150 PSI
- NBR Seals

MALE FLARE X FG H RIGID

Hex

PART #	MALE FLARE X FG H	A	HEX	APPROX. WT. LBS.	LIST PRICE
30123	3/8" x 3/4"	1.31	1.18	0.10	---

190 46WH HFU21

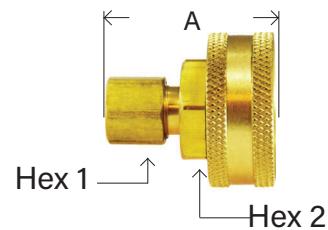
MALE FLARE x FG H SWIVEL**.WASHER INCLUDED**

Hex

PART #	MALE FLARE X FG H	A	HEX	APPROX. WT. LBS.	LIST PRICE
30052	1/4" x 3/4"	1.24	0.75	0.10	---
30138	3/8" x 3/4"	1.25	0.25*	0.12	---
30139	1/2" x 3/4"	1.49	0.81	0.14	---

50GHSV 51GHSV W1 68H 191

* Internal Hex

COMPRESSION X FG H**.WASHER INCLUDED**

Hex 1

Hex 2

PART #	SWIVEL COMPRESSION X FG H	A	HEX 1	HEX 2	APPROX. WT. LBS.	LIST PRICE
30050	1/4" x 3/4"	1.02	0.50	0.75	0.09	---
30051	3/8" x 3/4"	1.04	0.62	0.75	0.12	---

WARNING: This product can expose you to chemicals, including lead, which are known to the State of California to cause cancer and birth defects or other reproductive harm. For more information, visit www.P65Warnings.ca.gov



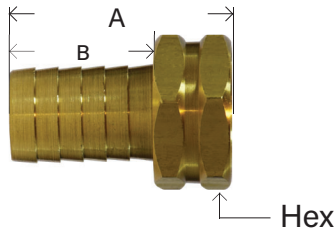
GARDEN HOSE

BRASS FITTINGS


BARSTOCK BRASS GARDEN HOSE COUPLINGS

FEMALE SWIVEL ONLY

-WASHER INCLUDED



29FGH
329F



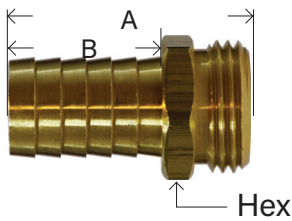
BRASS

PART #	HOSE BARB X FGH	A	B	HEX	APPROX. WT. LBS.	LIST PRICE
30031	3/8" x 3/4"	1.82	1.19	1.18	0.11	---
30032	1/2" x 3/4"	1.82	1.19	1.18	0.12	---
30033	5/8" x 3/4"	1.82	1.19	1.18	0.13	---
30034	3/4" x 3/4"	1.82	1.19	1.18	0.15	---
30044	1" x 3/4"	2.10	1.19	1.18	0.18	---
30035	1" x 1"	2.28	1.47	1.50	0.18	---

STAINLESS STEEL 316

30032SS	1/2" x 3/4"	1.82	1.19	1.18	0.12	---
30033SS	5/8" x 3/4"	1.82	1.19	1.18	0.13	---
30034SS	3/4" x 3/4"	1.82	1.19	1.18	0.15	---

MALE END ONLY



29MGH
329M



BRASS


PART #	HOSE BARB X MGH	A	B	HEX	APPROX. WT. LBS.	LIST PRICE
30039	3/8" x 3/4"	1.88	1.19	1.06	0.12	---
30040	1/2" x 3/4"	1.88	1.19	1.06	0.12	---
30041	5/8" x 3/4"	1.88	1.19	1.06	0.12	---
30042	3/4" x 3/4"	1.88	1.19	1.06	0.13	---
30045	1" x 3/4"	1.94	1.19	1.06	0.21	---
30043	1" x 1"	2.34	1.47	1.37	0.26	---

STAINLESS STEEL 316

30040SS	1/2" x 3/4"	1.88	1.19	1.06	0.12	---
30041SS	5/8" x 3/4"	1.88	1.19	1.06	0.12	---
30042SS	3/4" x 3/4"	1.88	1.19	1.06	0.13	---

GARDEN HOSE COUPLING

-WASHER INCLUDED



BRASS

PART #	HOSE BARB	LIST PRICE
30025	3/8"	---
30027	1/2"	---
30028	5/8"	---
30029	3/4"	---
30046	1"(3/4" threads)	---
30030	1"	---

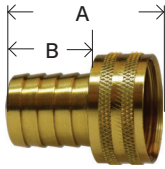
STAINLESS STEEL 316

30027SS	1/2"	---
30029SS	3/4"	---

Dimension data can change without notice. Please check when dimensions are critical.

GARDEN HOSE

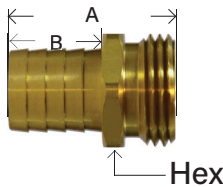
BRASS FITTINGS

FEMALE SWIVEL ONLY - Short Shank Knurled Nut**-WASHER INCLUDED**


PART #	HOSE BARB X FGH	A	B	APPROX. WT. LBS.	LIST PRICE
30464	1/4" x 3/4"	1.39	0.77	0.09	
30466	1/2" x 3/4"	1.50	0.88	0.08	---
30467	5/8" x 3/4"	1.50	0.88	0.09	---
30468	3/4" x 3/4"	1.47	0.88	0.10	---

FEMALE END ONLY - Short Shank w/ hex**-WASHER INCLUDED**

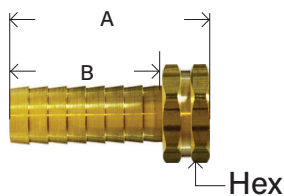
PART #	HOSE X FGH	A	B	HEX	APPROX. WT. LBS.	LIST PRICE
30453	1/2" x 3/4"	1.63	1.00	1.18	0.11	---
30454	5/8" x 3/4"	1.63	1.00	1.18	0.11	---
30455	3/4" x 3/4"	1.63	1.00	1.18	0.13	---

MALE END ONLY - Short Shank

PART #	HOSE BARB X MGH	A	B	HEX	APPROX. WT. LBS.	LIST PRICE
30469	1/4" x 3/4"	1.55	0.88	1.06	0.11	
30471	1/2" x 3/4"	1.55	0.88	1.06	0.11	---
30472	5/8" x 3/4"	1.56	0.88	1.06	0.12	---
30473	3/4" x 3/4"	1.56	0.88	1.06	0.13	---

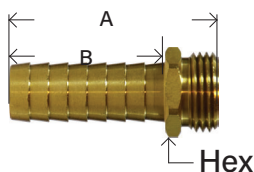
GARDEN HOSE COUPLING SETS - Short Shank w/ hex nut

PART #	HOSE BARB	LIST PRICE
30457	1/2"	---
30458	5/8"	---
30459	3/4"	---
WITH KNURLED NUT		
30461	1/2"	
30462	5/8"	
30463	3/4"	

FEMALE SWIVEL ONLY - 2" SHANK**-WASHER INCLUDED**

PART #	HOSE BARB X FGH	A	B	HEX	APPROX. WT. LBS.	LIST PRICE
30505	1/2" x 3/4"	2.55	2.04	1.18	0.13	---
30506	5/8" x 3/4"	2.56	2.04	1.18	0.16	---
30507	3/4" x 3/4"	2.67	2.04	1.18	0.17	---
30508	1" x 1"	2.84	2.03	1.43	0.29	---

GHFL 594

MALE END ONLY - 2" SHANK

PART #	HOSE BARB X MGH	A	B	HEX	APPROX. WT. LBS.	LIST PRICE
30510	1/2" x 3/4"	2.72	2.04	1.06	0.16	---
30511	5/8" x 3/4"	2.72	2.04	1.06	0.17	---
30512	3/4" x 3/4"	2.72	2.04	1.06	0.20	---
30513	1" x 1"	2.90	2.03	1.37	0.28	---

GHML 593

GARDEN HOSE COUPLING SETS - 2" SHANK**-WASHER INCLUDED**

PART #	HOSE X FGH	LIST PRICE
30516	1/2"	---
30517	5/8"	---
30518	3/4"	---

WARNING: This product can expose you to chemicals, including lead, which are known to the State of California to cause cancer and birth defects or other reproductive harm. For more information, visit www.P65Warnings.ca.gov




NPSM GARDEN HOSE

BRASS FITTINGS

NPSM FEMALE SHORT SHANK

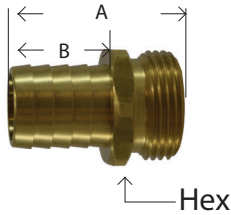
·WASHER INCLUDED



329NPSM

PART #	HOSE ID	NPSM THREAD	A	B	HEX	LIST PRICE
30545	1/2	3/4"	1.45	0.88	1.18	---
30546	5/8	3/4"	1.47	0.88	1.18	---
30547	3/4	3/4"	1.47	0.88	1.18	---
30548	1	1"	1.50	1.00	1.50	---

NPSM MALE SHORT SHANK



PART #	HOSE ID	NPSM THREAD	A	B	HEX	LIST PRICE
30550	1/2	3/4"	1.56	0.88	1.06	---
30551	5/8	3/4"	1.56	0.88	1.06	---
30552	3/4	3/4"	1.56	0.88	1.06	---
30553	1	1"	1.77	0.98	1.30	---

NPSM SHORT SHANK SETS

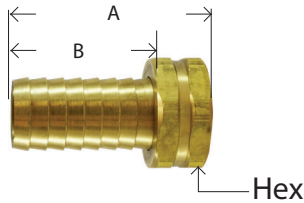
·WASHER INCLUDED



PART #	SIZE	LIST PRICE
30540	1/2"	---
30541	5/8"	---
30542	3/4"	---
30543	1"	---

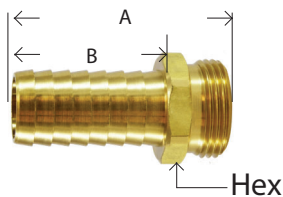
NPSM FEMALE LONG SHANK

·WASHER INCLUDED



PART #	HOSE ID	NPSM THREAD	A	B	HEX	LIST PRICE
30565	1/2	1/2"	2.09	1.50	0.94	---
30566	5/8	3/4"	2.09	1.50	1.18	---
30567	3/4	3/4"	2.09	1.50	1.18	---
30568	1	1"	2.12	1.53	1.50	---

NPSM MALE LONG SHANK



PART #	HOSE ID	NPSM THREAD	A	B	HEX	LIST PRICE
30570	1/2	1/2"	2.18	1.50	0.87	---
30571	5/8	3/4"	2.18	1.50	1.06	---
30572	3/4	3/4"	2.18	1.50	1.06	---
30573	1	1"	2.32	1.53	1.30	---

NPSM LONG SHANK SETS

·WASHER INCLUDED



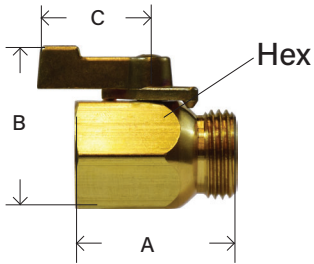
PART #	SIZE	LIST PRICE
30560	1/2"	---
30561	5/8"	---
30562	3/4"	---
30563	1"	---

GARDEN HOSE VALVES/ FITTINGS

BRASS FITTINGS

GARDEN HOSE VALVES

ONE WAY BRASS BALL VALVE - FGH x MGH

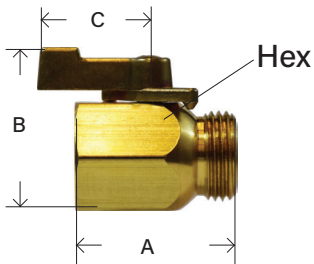


- WASHER INCLUDED

PART #	FGH X MGH	A	B	C	HEX	APPROX. WT. LBS.	LIST PRICE
30161	3/4" x 3/4"	1.87	1.89	1.31	1.06	0.42	---

• 500 PSI • 180°F

ONE WAY BRASS BALL VALVE - Female Pipe x MGH




PART #	FEMALE NPTF X MGH	A	B	C	HEX	APPROX. WT. LBS.	LIST PRICE
30162	3/4" x 3/4"	1.55	1.89	1.31	1.06	0.42	---

• 500 PSI • 180°F

ZINC ALLOY HOSE SHUT-OFF W/ ONE LEVER


- WASHER INCLUDED



PART #	FGH X MGH	A	APPROX. WT. LBS.	LIST PRICE
30631	3/4" x 3/4"	1.67	0.08	---

PLASTIC GARDEN HOSE VALVE • CYCOLAC BODY & BALL

- WASHER INCLUDED



PART #	FGH X MGH	A	HEX	APPROX. WT. LBS.	LIST PRICE
30163	3/4" x 3/4"	1.75	1.25	0.04	---

LA450C


WARNING: This product can expose you to chemicals, including lead, which are known to the State of California to cause cancer and birth defects or other reproductive harm. For more information, visit www.P65Warnings.ca.gov

GARDEN HOSE VALVES

BRASS FITTINGS

ZINC ALLOY HOSE - "Y" CONNECTOR

• WASHER INCLUDED




PART #	SIZE FGH X MGH(2)	A	B	APPROX. WT. LBS.	LIST PRICE
30141	3/4"	1.70	0.57	1.5	

86Y 21A

CAST BRASS HOSE - "Y" CONNEC-

• WASHER INCLUDED



86YRB
HY12

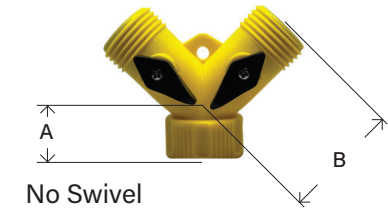
PART #	SIZE FGH X MGH(2)	A	B	APPROX. WT. LBS.	LIST PRICE
30140	3/4"	1.40	0.67	0.22	---

86Y 21A

AVAILABLE IN LEAD FREE BRASS

PLASTIC, NON-CORROSIVE, 2-WAY HOSE SHUT-OFF "GATED Y"

• WASHER INCLUDED




No Swivel

PART #	SIZE FGH X MGH(2)	A	B	APPROX. WT. LBS.	LIST PRICE
30160	3/4"	0.74	1.87	0.08	---

"GATED Y" SHAPE ZINC ALLOY CONNECTOR W/ TWO LEVERS

• WASHER INCLUDED



No Swivel

PART #	SIZE FGH X MGH(2)	A	B	APPROX. WT. LBS.	LIST PRICE
30626	3/4"	0.60	1.66	0.10	---

"GATED Y" SHAPE BRASS CONNECTOR W/ 2-WAY SHUT OFF

• WASHER INCLUDED

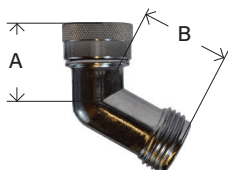


• Brass Levers

PART #	SIZE	DESCRIPTION FGH SWIVEL X MGH(2)	APPROX. WT. LBS.	LIST PRICE
30627	3/4"	3/4 Double Y valve, swivel inlet	0.56	---

AVAILABLE IN LEAD FREE BRASS


ZINC ALLOY SWIVEL HOSE CONNECTOR




PART #	SIZE FGH X MGH	A	B	APPROX. WT. LBS.	LIST PRICE
30629	3/4"	1.31	1.50	0.08	---

GARDEN HOSE NOZZLES


BRASS FITTINGS

2-1/2" BRASS NOZZLE**· WASHER INCLUDED**

PART #	SIZE	A	APPROX. WT. LBS.	LIST PRICE
30637	3/4"	2.50	0.14	---

3" CROSSED PATTERN BRASS NOZZLE**· WASHER INCLUDED**

PART #	SIZE	A	APPROX. WT. LBS.	LIST PRICE
30640	3/4"	2.89	0.25	---

4" CROSSED PATTERN BRASS NOZZLE**· WASHER INCLUDED**

PART #	SIZE	A	APPROX. WT. LBS.	LIST PRICE
30638	3/4"	3.80	0.50	---

**· WASHER INCLUDED**

Adjustable Spray

PART #	SIZE	Zinc Alloy spray nozzle with insulated handle soft grip and front thread protector	LIST PRICE
30600	5-1/2"		---

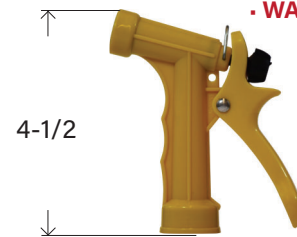
**· WASHER INCLUDED**

Lead Free

PART #	SIZE	Zinc Alloy spray nozzle	LIST PRICE
30620	4-1/4"		---

**· WASHER INCLUDED**Lead Free
Adjustable Spray

PART #	SIZE	Zinc Alloy spray nozzle with easily adjustable brass head and plastic grip	LIST PRICE
30609	5-1/4"		---

**· WASHER INCLUDED**

PART #	SIZE	Plastic spray nozzle	LIST PRICE
30630	4-1/2"		---

WARNING: This product can expose you to chemicals, including lead, which are known to the State of California to cause cancer and birth defects or other reproductive harm. For more information, visit www.P65Warnings.ca.gov



SAE 45° FLARE

BRASS FITTINGS

SAE 45° FLARE



Tube O.D.	1/8	3/16	1/4	5/16	3/8	7/16	1/2	5/8	3/4
Thread Size-B	5/16-24	3/8-24	7/16-20	1/2-20	5/8-18	11/16-16	3/4-16	7/8-14	1-1/16-14

•Typical Application

LP and natural gas, flammable liquids, instrumentation, refrigeration, power steering, hydraulic and pneumatic systems.

•Working Pressure Ranges

Temperature and type of tubing used are important factors. However, the following table is a good guide for proper selection. Temperature 73°F with copper tubing:

PSI	Tube O.D. (in.)	Tube Wall (in.)
2800	1/8	.030
1900	3/16	.030
1400	1/4	.030
1200	5/16	.032
1000	3/8	.032
750	1/2	.032
650	5/8	.035
550	3/4	.035
450	7/8	.035

•Vibration

Good resistance - use long nut when greater vibration resistance is required.

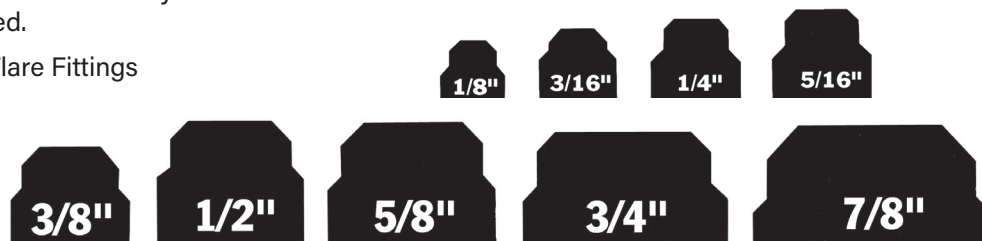
•Temperature Range

-65°F to +250°F (-53°C to +121°C) range at maximum operating pressures.

•Used With

Copper, brass, aluminum and steel hydraulic tubing that can be flared.

Actual O.D. of Flare Fittings



• Tolerance

+/- .03 on all dimensions. Dimension data can change without notice. Please call us when dimensions are critical.

• Approvals:

Meets functional requirements of SAE J530, J531

Assembly Instructions

1- Cut tubing to desired length. Make sure all burrs are removed and ends are cut square.

2- Slide nut on tube. Threaded end "A" of nut must face out.

3- Flare end of tube with a 45° flaring tool.

a- Measure flare diameter.

b- Examine flare for excessive thin out.

4- Lubricate threads and assemble to fitting body. Nut should be turned hand tight.

5- Tighten assembly with wrench until a solid feeling is encountered. From that point, apply a one-sixth turn.

Note: Do not over-torque as it may damage the fitting or split the tubing at the flare.




• See Lead Free Flare Fittings

WARNING: This product can expose you to chemicals, including lead, which are known to the State of California to cause cancer and birth defects or other reproductive harm. For more information, visit www.P65Warnings.ca.gov

BRASS

SAE 45° FLARE

BRASS FITTINGS


SHORT ROD NUT41S
411S

SAE# 010110

PART #	THREAD SIZE UNF	THREAD	A	HEX	APPROX. WT. LBS.	LIST PRICE
10013	1/8"	5/16-24	0.50	0.37	0.01	---
10014	3/16"	3/8-24	0.62	0.43	0.02	---
10015	1/4"	7/16-20	0.75	0.56	0.03	---
10015L	1/4"	7/16-20	0.75	0.50	0.03	---
10016	5/16"	1/2-20	0.88	0.62	0.04	---
10017L	3/8"	5/8-18	0.77	0.75	0.05	---
10017	3/8"	5/8-18	1.00	0.75	0.04	---
10018	7/16"	11/16-16	1.06	0.81	0.06	---
10019L	1/2"	3/4-16	0.93	0.87	0.06	---
10019	1/2"	3/4-16	1.12	0.87	0.09	---
10020L	5/8"	7/8-14	1.08	1.00	0.10	---
10020	5/8"	7/8-14	1.31	1.06	0.15	---
10021	3/4"	1-1/16-14	1.50	1.25	0.24	---
10022	7/8"	1-1/4-12	1.62	1.50	0.36	---
10026	1"	1-3/8-12	1.81	1.62	0.44	---
10023*	3/8" x 1/4"		0.74	0.81	0.06	---
10024*	1/2" x 3/8"		0.86	0.94	0.10	---
10025*	5/8" x 1/2"		0.99	1.06	0.12	---

*Reducing

20910 41FS 1110 N1 41FX 441S 'L'

LONG ROD NUT

41L


SAE# 010111

PART #	THREAD SIZE UNF	A	HEX	APPROX. WT. LBS.	LIST PRICE
10001	1/8"	0.75	0.37	0.01	---
10002	3/16"	0.81	0.43	0.02	---
10003L	1/4"	0.98	0.55	0.03	---
10003	1/4"	0.94	0.56	0.03	---
10004	5/16"	1.12	0.62	0.04	---
10005	3/8"	1.31	0.75	0.06	---
10006	1/2"	1.62	0.87	0.12	---
10007	5/8"	1.88	1.06	0.20	---
10008	3/4"	2.19	1.25	0.34	---

41FL N2 241 441 41

"L" means light pattern.

These fittings are completely interchangeable with full pattern fittings, but have been modified in some way. This modification is usually in the length of the pipe threads. Used in plumbing and light industrial applications.

LONG FORGED NUT

640L

641L

SAE# 010167

PART #	THREAD SIZE UNF	A	HEX	APPROX. WT. LBS.	LIST PRICE
10028	1/4"	0.94	0.62	0.05	---
10030	3/8"	1.06	0.81	0.08	---
10031	1/2"	1.19	0.94	0.12	---
10032	5/8"	1.44	1.06	0.26	---
10033	3/4"	1.75	1.31	0.35	---


41FF 39 N4 14FL 641

WARNING: This product can expose you to chemicals, including lead, which are known to the State of California to cause cancer and birth defects or other reproductive harm. For more information, visit www.P65Warnings.ca.gov

SAE 45° FLARE

BRASS FITTINGS

SHORT FORGED NUT




641S
6401S
SAE# 010166

PART #	THREAD SIZE UNF	A	HEX	APPROX. WT. LBS.	LIST PRICE
10038	3/16"	0.56	0.50	0.02	---
10039	1/4"	0.60	0.62	0.04	---
10040	5/16"	0.66	0.69	0.04	---
10041	3/8"	0.70	0.81	0.06	---
10042	1/2"	0.82	0.94	0.08	---
10043	5/8"	0.95	1.06	0.12	---
10044	3/4"	1.16	1.31	0.22	---
10045	7/8"	1.18	1.38	0.30	---

14FS 41FFS 40 641-S 1116 NS4

EXTRA HEAVY SHORT FORGED NUT




641SH
6401SXH

PART #	THREAD SIZE UNF	A	HEX	APPROX. WT. LBS.	LIST PRICE
10046	1/4"	0.63	0.75	0.04	---
10047	3/8"	0.72	0.88	0.06	---
10048	1/2"	0.88	1.00	0.08	---
10049	5/8"	0.98	1.12	0.12	---

NSA

FORGED REDUCING NUT




660
662S

PART #	FEMALE FLARE X OD	A	HEX	APPROX. WT. LBS.	LIST PRICE
10051	5/16" x 1/4"	0.66	0.75	0.06	---
10052	3/8" x 1/4"	0.72	0.81	0.06	---
10053	3/8" x 5/16"	0.72	0.81	0.08	---
10054	1/2" x 3/8"	0.81	0.94	0.08	---
10055	5/8" x 3/8"	0.96	1.12	0.15	---
10056	5/8" x 1/2"	0.97	1.06	0.12	---
10057	3/4" x 1/2"				---
10058	3/4" x 5/8"	1.17	1.31	0.30	---

NSR4 14FS 41FRS 40R 662-S

FLARED PLUG




39
439

PART #	THREAD SIZE UNF	A	HEX	APPROX. WT. LBS.	LIST PRICE
10062	1/8"	0.53	0.34	0.01	
10063	3/16"	0.59	0.50	0.02	---
10064	1/4"	0.69	0.43	0.02	---
10065	5/16"	0.78	0.50	0.04	---
10066	3/8"	0.88	0.62	0.06	---
10067	1/2"	1.06	0.75	0.10	---
10068	5/8"	1.19	0.87	0.14	---
10069	3/4"	1.32	1.06	0.22	---

58 639F PF 57 P2 2229 439

SAE 45° FLARE


BRASS FITTINGS

FLARED CAP

40
440

PART #	THREAD SIZE UNF	A	HEX	APPROX. WT. LBS.	LIST PRICE
10073	1/8"	0.46	0.37	0.02	
10074	3/16"	0.47	0.50	0.02	---
10075	1/4"	0.48	0.50	0.02	---
10076	5/16"	0.62	0.62	0.04	---
10077	3/8"	0.58	0.75	0.03	---
10078	1/2"	0.69	0.81	0.14	---
10079	5/8"	0.81	0.94	0.20	---
10080	3/4"	1.17	1.37	0.30	---

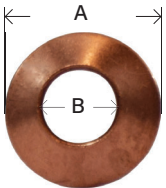
640F 41FC 56 N5 2129 54 440

FINGER TIGHTENING CAP

NFTS
FTC5
• Neoprene
• **O-Ring Included**

NFT5


PART #	THREAD SIZE UNF	A	APPROX. WT. LBS.	LIST PRICE
10081	1/4"	0.62	0.02	---
10082	3/8"	0.70	0.03	---

COPPER GASKET

463
SAE# 010113

PART #	SIZE	A	B	APPROX. WT. LBS.	LIST PRICE
10084	3/16"	0.31	0.12	0.01	---
10085	1/4"	0.36	0.19	0.01	---
10086	5/16"	0.42	0.22	0.01	---
10087	3/8"	0.55	0.28	0.01	---
10088	1/2"	0.66	0.41	0.01	---
10089	5/8"	0.77	0.50	0.01	---
10090	3/4"	0.95	0.62	0.01	---

B2 2GF 6251 FG 157 59 46

COPPER BONNET

464
SAE# 010114

PART #	SIZE	A	B	APPROX. WT. LBS.	LIST PRICE
10095	1/4"	0.22	0.36	0.01	---
10097	3/8"	0.34	0.55	0.01	---
10098	1/2"	0.41	0.66	0.01	---
10099	5/8"	0.44	0.77	0.01	---
10100	3/4"	0.56	0.95	0.01	---

B1 3GF 64C 57 156 FB 695 464

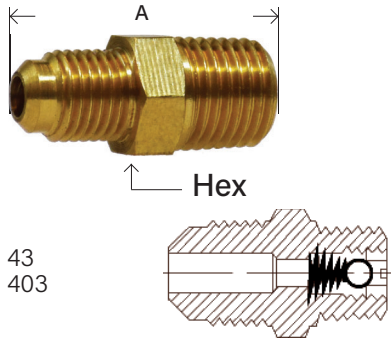
WARNING: This product can expose you to chemicals, including lead, which are known to the State of California to cause cancer and birth defects or other reproductive harm. For more information, visit www.P65Warnings.ca.gov



SAE 45° FLARE

BRASS FITTINGS


MALE BALL CHECK CONNECTOR



PART #	MALE FLARE X MALE NPTF	A	HEX	APPROX. WT. LBS.	LIST PRICE
10131*	1/4" x 1/8"	1.06	0.43		---
10256WC	1/4" x 1/4"	1.24	0.6	0.04	---
10133*	3/8" x 1/4"	1.31	0.62	0.08	---

* Note: Ball & Spring position may be reversed to change flow/check position. Min working pressure 3 PSI.

UNION




PART #	THREAD SIZE UNF	A	HEX	APPROX. WT. LBS.	LIST PRICE
10104	1/8"	0.91	0.31	0.02	---
10105	3/16"	1.06	0.37	0.02	---
10106L	1/4"	1.19	0.43	0.03	---
10106	1/4"	1.19	0.43	0.03	---
10106SS*	1/4"	1.19	0.43	0.03	---
10107	5/16"	1.34	0.50	0.05	---
10108L	3/8"	1.50	0.62	0.09	---
10108	3/8"	1.50	0.62	0.09	---
10108SS*	3/8"	1.50	0.62	0.09	---
10109L	1/2"	1.67	0.75	0.12	---
10109	1/2"	1.81	0.75	0.14	---
10110L	5/8"	2.00	0.87	0.20	---
10110	5/8"	2.12	0.87	0.20	---
10111	3/4"	2.44	1.06	0.35	---
10112	7/8"	2.72	1.25	0.52	---

*Stainless Steel

"L" means light pattern.

These fittings are completely interchangeable with full pattern fittings, but have been modified in some way. This modification is usually in the length of the pipe threads. Used in plumbing and light industrial applications.

REDUCING UNION



PART #	THREAD SIZE UNF	A	HEX	APPROX. WT. LBS.	LIST PRICE
10115	1/4" x 1/8"	1.11	0.44	0.03	---
10116	1/4" x 3/16"	1.12	0.44	0.03	---
10117	5/16" x 1/4"	1.28	0.50	0.04	---
10118	3/8" x 1/4"	1.38	0.62	0.06	---
10119	3/8" x 5/16"	1.44	0.62	0.08	---
10120	1/2" x 1/4"	1.53	0.75	0.10	---
10121	1/2" x 3/8"	1.69	0.75	0.10	---
10122	5/8" x 3/8"	1.88	0.87	0.17	---
10123	5/8" x 1/2"	1.87	0.87	0.14	---
10126	3/4" x 1/2"	2.18	1.06	0.26	---
10127	3/4" x 5/8"	2.20	1.06	0.27	---

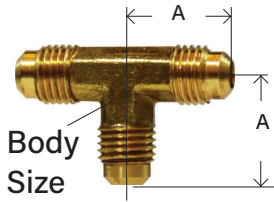
656F UR2 42-R

WARNING: This product can expose you to chemicals, including lead, which are known to the State of California to cause cancer and birth defects or other reproductive harm. For more information, visit www.P65Warnings.ca.gov

SAE 45° FLARE

BRASS FITTINGS

UNION TEE



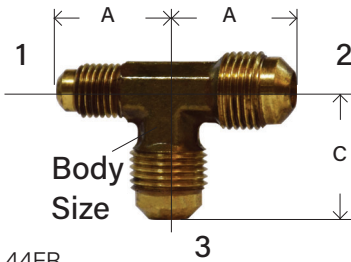
Forged Tee

44F
404
244
SAE# 010401

PART #	THREAD SIZE UNF	A	BODY SIZE	APPROX. WT. LBS.	LIST PRICE
10157	1/8"	0.67	0.36	0.04	---
10158	3/16"	0.75	0.36	0.06	---
10159	1/4"	0.78	0.36	0.06	---
10160	5/16"	0.91	0.44	0.10	---
10161	3/8"	1.00	0.44	0.12	---
10162	1/2"	1.16	0.59	0.19	---
10163	5/8"	1.41	0.69	0.30	---
10164	3/4"	1.64	0.88	0.53	---
10165	7/8"	1.75	1.25	0.93	---

244F T2 144F

REDUCING TEE 1 x 2 x 3

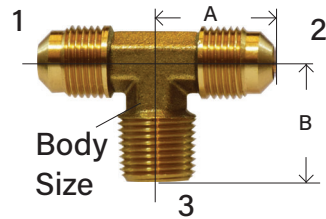


44FR
509

PART #	THREAD SIZE UNF 1X2X3	A	C	BODY SIZE	APPROX. WT. LBS.	LIST PRICE
10170	1/4" x 1/4" x 3/8"	0.91	1.00	0.44	0.10	---
10174	3/8" x 3/8" x 1/4"	1.00	0.88	0.44	0.11	---
10175	3/8" x 3/8" x 1/2"	1.00	1.19	0.59	0.14	---
10176	3/8" x 3/8" x 5/8"	1.16	1.44	0.69	0.16	---
10178	1/2" x 3/8" x 3/8"	1.16	1.12	0.59	0.18	---
10181	1/2" x 1/2" x 3/8"	1.16	1.12	0.59	0.19	---
10188	5/8" x 5/8" x 3/8"	1.38	1.16	0.69	0.30	---
10189	5/8" x 5/8" x 1/2"	1.38	1.28	0.69	0.28	---

144F TR2 659F 684F 44R

MALE BRANCH TEE



Forged Tee

45R
245
405
SAE# 010425

PART #	MALE FLARE X MALE NPT (1&2)X3	A	B	BODY SIZE	APPROX. WT. LBS.	LIST PRICE
10203	3/16" x 1/8"	0.75	0.75	0.36	0.10	---
10204B	1/4" x 1/8"					---
10204	1/4" x 1/8"	0.78	0.75	0.36	0.05	---
10205	1/4" x 1/4"	0.88	0.88	0.44	0.08	---
10207	5/16" x 1/8"	0.89	0.78	0.44	0.08	---
10208	5/16" x 1/4"	0.94	0.94	0.44	0.08	---
10209	3/8" x 1/8"	1.00	0.91	0.44	0.14	---
10210	3/8" x 1/4"	1.00	0.94	0.44	0.12	---
10211	3/8" x 3/8"	1.00	1.00	0.47	0.13	---
10212	3/8" x 1/2"	1.12	1.22	0.69	0.22	---
10213	1/2" x 1/4"	1.16	1.00	0.59	0.20	---
10214	1/2" x 3/8"	1.16	1.14	0.59	0.19	---
10215	1/2" x 1/2"	1.22	1.22	0.69	0.24	---
10216	1/2" x 3/4"	1.38	1.41	0.88	0.22	---
10217	5/8" x 3/8"	1.38	1.25	0.69	0.24	---
10218	5/8" x 1/2"	1.41	1.31	0.69	0.29	---
10220	3/4" x 1/2"	1.63	1.59	0.88	0.49	---


WARNING: This product can expose you to chemicals, including lead, which are known to the State of California to cause cancer and birth defects or other reproductive harm. For more information, visit www.P65Warnings.ca.gov

T1 145F 45

SAE 45° FLARE

BRASS FITTINGS

FEMALE ADAPTER



46
246
406

SAE# 010103

PART #	MALE FLARE X FEMALE NPTF	A	HEX	APPROX. WT. LBS.	LIST PRICE
10222	1/8" x 1/8"				---
10227	3/16" x 1/8"	0.97	0.56	0.03	---
10228L	1/4" x 1/8"	1.03	0.56	0.03	---
10228	1/4" x 1/8"	1.03	0.56	0.04	---
10229L	1/4" x 1/4"	1.06	0.68	0.06	---
10229	1/4" x 1/4"	1.23	0.68	0.07	---
10230	1/4" x 3/8"	1.18	0.81	0.08	---
10231	1/4" x 1/2"	1.31	0.94	0.06	---
10232	5/16" x 1/8"	1.06	0.56	0.05	---
10233	5/16" x 1/4"	1.28	0.68	0.08	---
10223	5/16" x 3/8"				---
10225	5/16" x 1/2"				---
10234	3/8" x 1/8"	1.09	0.62	0.08	---
10235L	3/8" x 1/4"	1.25	0.68	0.08	---
10235	3/8" x 1/4"	1.31	0.81	0.08	---
10236L	3/8" x 3/8"	1.25	0.81	0.08	---
10236	3/8" x 3/8"	1.25	0.81	0.10	---
10237L	3/8" x 1/2"	1.31	0.94	0.08	---
10237	3/8" x 1/2"	1.60	1.00	0.16	---
10238	3/8" x 3/4"	1.41	1.18	0.11	---
10239	1/2" x 1/4"	1.37	0.75	0.10	---
10240L	1/2" x 3/8"	1.38	0.81	0.12	---
10240	1/2" x 3/8"	1.50	0.81	0.14	---
10241L	1/2" x 1/2"	1.42	0.94	0.10	---
10241	1/2" x 1/2"	1.75	1.00	0.12	---
10242L	1/2" x 3/4"	1.40	1.10	0.16	---
10242	1/2" x 3/4"	1.60	1.12	0.16	---
10243	5/8" x 3/8"	1.24	0.87	0.12	---
10244L	5/8" x 1/2"	1.51	0.86	0.15	---
10244	5/8" x 1/2"	1.62	0.94	0.12	---
10245	5/8" x 3/4"	1.65	1.12	0.17	---
10246	3/4" x 1/2"	1.74	1.18	0.32	---
10247	3/4" x 3/4"	1.75	1.18	0.22	---
10248	7/8" x 3/4"	1.94	1.31	0.26	---

46 U3

 **"L" means light pattern.**

These fittings are completely interchangeable with full pattern fittings, but have been modified in some way. This modification is usually in the length of the pipe threads. Used in plumbing and light industrial applications.


WARNING: This product can expose you to chemicals, including lead, which are known to the State of California to cause cancer and birth defects or other reproductive harm. For more information, visit www.P65Warnings.ca.gov

BRASS

SAE 45° FLARE

BRASS FITTINGS

MALE ADAPTER



48
248
408

SAE# 010102

*Stainless Steel

 **"L" means light pattern.**

These fittings are completely interchangeable with full pattern fittings, but have been modified in some way. This modification is usually in the length of the pipe threads. Used in plumbing and light industrial applications.

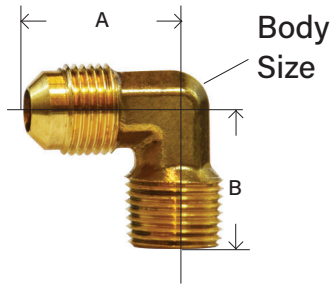
PART #	MALE FLARE X MALE NPTF	A	HEX	APPROX. WT. LBS.	LIST PRICE
10253	1/8" x 1/8"	0.92	0.43	0.02	---
10254	3/16" x 1/8"	1.00	0.43	0.03	---
10252	3/16" x 1/4"				---
10255L	1/4" x 1/8"	1.06	0.43	0.03	---
10255	1/4" x 1/8"	1.06	0.43	0.04	---
10256L	1/4" x 1/4"	1.15	0.56	0.03	---
10256	1/4" x 1/4"	1.25	0.56	0.04	---
10256SS*	1/4" x 1/4"				---
10257	1/4" x 3/8"	1.31	0.68	0.06	---
10258	1/4" x 1/2"	1.44	0.87	0.11	---
10259L	5/16" x 1/8"	1.15	0.50	0.04	---
10259	5/16" x 1/8"	1.16	0.50	0.04	---
10260L	5/16" x 1/4"	1.31	0.56	0.06	---
10260	5/16" x 1/4"	1.34	0.56	0.06	---
10261	5/16" x 3/8"	1.38	0.68	0.08	---
10251	5/16" x 1/2"				---
10262	3/8" x 1/8"	1.25	0.62	0.07	---
10262L	3/8" x 1/8"				---
10263L	3/8" x 1/4"	1.31	0.62	0.06	---
10263	3/8" x 1/4"	1.44	0.62	0.08	---
10263SS*	3/8" x 1/4"				---
10264L	3/8" x 3/8"	1.37	0.68	0.09	---
10264	3/8" x 3/8"	1.42	0.68	0.09	---
10264SS	3/8" x 3/8"				---
10265L	3/8" x 1/2"	1.44	0.89	0.12	---
10265	3/8" x 1/2"	1.69	0.87	0.14	---
10265SS*	3/8" x 1/2"				---
10266	3/8" x 3/4"	1.81	1.06	0.18	---
10267	1/2" x 1/4"	1.60	0.75	0.11	---
10268L	1/2" x 3/8"	1.46	0.75	0.10	---
10268	1/2" x 3/8"	1.62	0.75	0.12	---
10269L	1/2" x 1/2"	1.62	0.87	0.13	---
10269	1/2" x 1/2"	1.79	0.87	0.15	---
10269EH	1/2" x 1/2"				---
10270	1/2" x 3/4"	1.75	1.06	0.22	---
10270EH	1/2" x 3/4"				---
10271	5/8" x 1/4"	1.81	0.87	0.14	---
10272L	5/8" x 3/8"	1.67	0.87	0.14	---
10272	5/8" x 3/8"	1.81	0.87	0.18	---
10273L	5/8" x 1/2"	1.80	0.87	0.11	---
10273	5/8" x 1/2"	2.00	0.87	0.20	---
10274	5/8" x 3/4"	1.85	1.06	0.21	---
10275	3/4" x 1/2"	2.19	1.06	0.28	---
10276	3/4" x 3/4"	2.08	1.06	0.28	---
10277	7/8" x 1/2"	2.22	1.25	0.52	---
10278	7/8" x 3/4"	2.35	1.25	0.41	---
10279	1" x 3/4"	2.44	1.43	0.53	---
10280	1" x 1"	2.44	1.43	0.53	---

U1 48

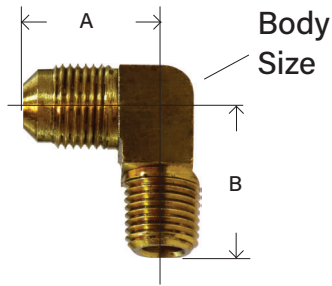
SAE 45° FLARE

BRASS FITTINGS

90° MALE ELBOW



Forged Elbow



*Barstock Elbow

49
249
409

SAE# 010202

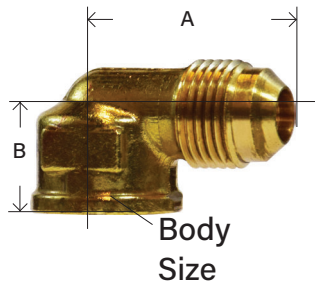
PART #	MALE FLARE X MALE NPTF	A	B	BODY SIZE	APPROX. WT. LBS.	LIST PRICE
10283	1/8" x 1/8"	0.63	0.73	0.37	0.04	---
10283B*	1/8" x 1/8"	0.62	0.69	0.43	0.04	---
10284	3/16" x 1/8"	0.75	0.75	0.38	0.04	---
10284B*	3/16" x 1/8"	0.75	0.75	0.43	0.06	---
10285	3/16" x 1/4"	0.81	0.88	0.44	0.08	---
10286	1/4" x 1/8"	0.84	0.78	0.38	0.04	---
10286L	1/4" x 1/8"	0.96	0.80	0.37	0.04	---
10286B*	1/4" x 1/8"	0.81	0.78	0.47	0.05	---
10287	1/4" x 1/4"	0.81	0.88	0.44	0.05	---
10287B*	1/4" x 1/4"	0.91	0.93	0.59	0.08	---
10288	1/4" x 3/8"	0.91	0.91	0.47	0.08	---
10289	1/4" x 1/2"	1.03	1.09	0.59	0.10	---
10290	5/16" x 1/8"	0.91	0.88	0.44	0.06	---
10290B*	5/16" x 1/8"	0.91	0.78	0.52	0.06	---
10291	5/16" x 1/4"	0.98	0.96	0.44	0.08	---
10291B*	5/16" x 1/4"	0.95	0.92	0.62	0.08	---
10292	5/16" x 3/8"	1.06	1.09	0.59	0.08	---
10293	3/8" x 1/8"	1.00	0.91	0.53	0.08	---
10293B*	3/8" x 1/8"	1.03	0.91	0.65	0.08	---
10294	3/8" x 1/4"	1.01	0.89	0.48	0.08	---
10294B*	3/8" x 1/4"	0.97	1.04	0.68	0.11	---
10295	3/8" x 3/8"	1.00	0.88	0.47	0.10	---
10295L	3/8" x 3/8"	0.95	0.89	0.46	0.11	---
10295B*	3/8" x 3/8"	1.06	1.09	0.69	0.12	---
10296	3/8" x 1/2"	1.10	1.09	0.59	0.12	---
10297	3/8" x 3/4"	1.25	1.31	0.81	0.12	---
10298	1/2" x 1/4"	1.19	1.00	0.59	0.12	---
10298B*	1/2" x 1/4"	1.22	1.19	0.81	0.12	---
10299	1/2" x 3/8"	1.10	1.00	0.59	0.13	---
10299B*	1/2" x 3/8"	1.22	1.12	0.77	0.18	---
10300	1/2" x 1/2"	1.16	1.13	0.59	0.14	---
10300B*	1/2" x 1/2"	1.26	1.26	0.94	0.26	---
10301	1/2" x 3/4"	1.42	1.25	0.81	0.24	---
10311	5/8" x 1/4"	1.34	1.13	0.72	0.28	---
10302	5/8" x 3/8"	1.35	1.22	0.72	0.20	---
10302B*	5/8" x 3/8"	1.41	1.25	0.94	0.20	---
10303	5/8" x 1/2"	1.35	1.22	0.72	0.20	---
10303L	5/8" x 1/2"	1.29	1.11	0.70	0.20	---
10303B*	5/8" x 1/2"	1.41	1.38	0.94	0.20	---
10304	5/8" x 3/4"	1.44	1.31	0.81	0.25	---
10305	3/4" x 1/2"	1.67	1.50	0.88	0.34	---
10306	3/4" x 3/4"	1.67	1.63	0.88	0.30	---
10306B*	3/4" x 3/4"	1.60	1.62	0.91	0.32	---
10307	7/8" x 3/4"	1.75	1.68	1.00	0.44	---
10309	1" x 1"	1.94	1.75	1.25	0.78	---

249F 49 E1 149F


Dimension data can change without notice. Please check when dimensions are critical.

SAE 45° FLARE

BRASS FITTINGS

90° FEMALE ELBOW

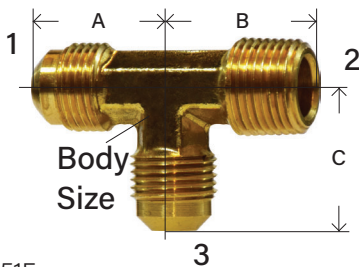
Forged Elbow



50F
250
500
SAE# 010203
* Barstock

PART #	MALE FLARE X FEMALE NPTF	A	B	BODY SIZE	APPROX. WT. LBS.	LIST PRICE
10312	3/16" x 1/8"	0.81	0.44	0.56	0.05	---
10313	1/4" x 1/8"	0.90	0.46	0.56	0.06	---
10314	1/4" x 1/4"	0.97	0.59	0.75	0.08	---
10315	1/4" x 3/8"	1.03	0.57	0.81	0.09	---
10333	1/4" x 1/2"	1.08	0.66	1.00	0.12	---
10316	5/16" x 1/8"	0.94	0.88	0.45	0.08	---
10317	5/16" x 1/4"	1.03	0.58	0.75	0.06	---
10318	3/8" x 1/8"	1.00	0.88	0.47	0.10	---
10319	3/8" x 1/4"	1.06	0.59	0.75	0.09	---
10320	3/8" x 3/8"	1.06	0.57	0.81	0.10	---
10320B*	3/8" x 3/8"	1.10	0.75	0.82	0.16	---
10321	3/8" x 1/2"	1.16	0.66	1.00	0.14	---
10321L	3/8" x 1/2"	1.21	0.42	0.96	0.13	---
10322	3/8" x 3/4"	1.28	0.72	1.25	0.12	---
10323	1/2" x 1/4"	1.25	0.70	0.88	0.13	---
10324	1/2" x 3/8"	1.25	0.70	0.88	0.12	---
10325	1/2" x 1/2"	1.29	0.72	1.00	0.18	---
10325L	1/2" x 1/2"	1.24	0.71	0.98	0.17	---
10326	1/2" x 3/4"	1.41	0.72	1.25	0.20	---
10327	5/8" x 3/8"	1.35	1.22	0.72	0.22	---
10328	5/8" x 1/2"	1.38	0.75	1.00	0.20	---
10329	5/8" x 3/4"	1.50	0.76	1.25	0.28	---
10330	3/4" x 1/2"	1.63	1.06	1.06	0.42	---
10331	3/4" x 3/4"	1.88	1.06	1.31	0.40	---

E3 50 150F

FORGED MALE RUN TEE

51F
501

PART #	MALE FLARE X MALE NPTF (1&3) X 2	A	B	C	BODY SIZE	APPROX. WT. LBS.	LIST PRICE
10343	3/16" x 1/8"	0.75	0.75	0.75	0.37	0.05	---
10344	1/4" x 1/8"	0.78	0.75	0.78	0.37	0.06	---
10345	1/4" x 1/4"	0.88	0.88	0.88	0.44	0.08	---
10347	5/16" x 1/8"	0.88	0.80	0.88	0.44	0.08	---
10350	3/8" x 1/4"	1.00	0.94	1.00	0.44	0.12	---
10351	3/8" x 3/8"	1.00	1.00	1.00	0.47	0.10	---
10352	3/8" x 1/2"	1.12	1.22	1.12	0.69	0.12	---
10354	1/2" x 3/8"	1.16	1.09	1.16	0.59	0.18	---
10355	1/2" x 1/2"	1.22	1.22	1.22	0.69	0.22	---

T3 151F 51

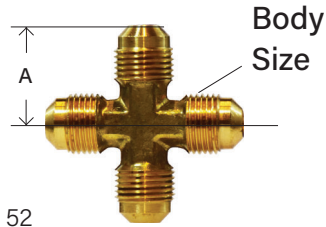
Dimension data can change without notice. Please see our website when dimensions are critical.

WARNING: This product can expose you to chemicals, including lead, which are known to the State of California to cause cancer and birth defects or other reproductive harm. For more information, visit www.P65Warnings.ca.gov

SAE 45° FLARE

BRASS FITTINGS

FORGED FLARE CROSS

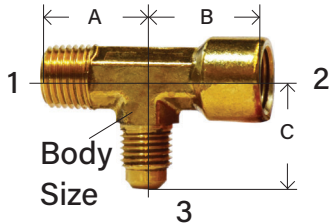


52
502
SAE# 010501

PART #	THREAD SIZE UNF	A	BODY SIZE	APPROX. WT. LBS.	LIST PRICE
10373	1/4"	0.88	0.44	0.10	---
10375	3/8"	1.00	0.44	0.16	---
10376	1/2"	1.16	0.59	0.24	---

455 C1 147F 52

FORGED ADAPTER TEE / SERVICE TEE

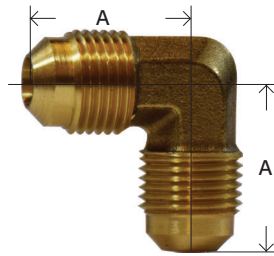


53
503

PART #	SIZE 1 X 2 X 3	A	B	C	BODY SIZE	APPROX. WT. LBS.	LIST PRICE
10382	1/8" x 1/8" x 1/4"	0.72	0.53	0.80	0.47	0.08	---
10383	1/4" x 1/4" x 1/4"	0.88	1.00	0.91	0.47	0.11	---

T17 53

FORGED 90° FLARE ELBOW

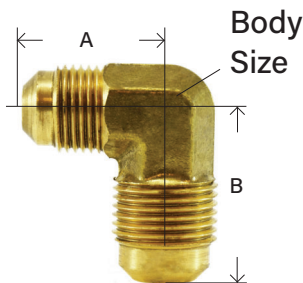


55F
505
* Barstock

PART #	THREAD SIZE UNF	A	APPROX. WT. LBS.	LIST PRICE
10405	3/16"	0.75	0.06	---
10406	1/4"	0.81	0.08	---
10407	5/16"	0.91	0.10	---
10408	3/8"	1.00	0.10	---
10409	1/2"	1.16	0.14	---
10410	5/8"	1.41	0.22	---
10411	3/4"	1.66	0.68	---
10412	7/8"	1.81	0.82	---

E2 155F

FORGED REDUCING ELBOW



55R
507

PART #	MALE FLARE X MALE FLARE	A	B	BODY SIZE	APPROX. WT. LBS.	LIST PRICE
10416	3/8" x 1/4"	1.00	0.88	0.47	0.08	---
10419	1/2" x 3/8"	1.19	1.02	0.59	0.14	---
10420	5/8" x 3/8"					
10421	5/8" x 1/2"	1.34	1.23	0.72	0.21	---

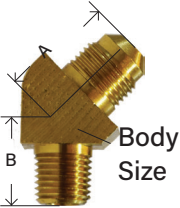
ER2 657F 55R

SAE 45° FLARE

BRASS FITTINGS

45° ELBOW

Forged

**Barstock**

54

4945

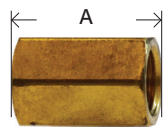
40945

SAE# 010302

* Barstock

PART #	MALE FLARE X MALE NPTF	A	B	BODY SIZE	APPROX. WT. LBS.	LIST PRICE
10448	1/4" x 1/8"	0.67	0.64	0.41	0.04	---
10448B*	1/4" x 1/8"	0.67	0.64	0.44	0.04	---
10449	1/4" x 1/4"	0.75	0.86	0.53	0.07	---
10449B	1/4" x 1/4"					---
10447	1/4" x 3/8"					---
10450	5/16" x 1/8"	0.78	0.64	0.53	0.06	---
10451	5/16" x 1/4"	0.81	0.86	0.53	0.07	---
10452	3/8" x 1/4"	0.91	0.86	0.53	0.09	---
10452B*	3/8" x 1/4"	0.89	0.86	0.64	0.12	---
10453	3/8" x 3/8"	0.93	0.94	0.59	0.11	---
10453B	3/8" x 3/8"					---
10454	3/8" x 1/2"	0.99	1.17	0.75	0.19	---
10455	1/2" x 3/8"	1.07	0.88	0.59	0.12	---
10455B*	1/2" x 3/8"	1.06	0.94	0.76	0.18	---
10456	1/2" x 1/2"	1.12	1.18	0.75	0.20	---
10456B	1/2" x 1/2"					---
10460	5/8" x 3/8"	1.13	0.95	0.81	0.22	---
10457	5/8" x 1/2"	1.12	1.17	0.78	0.18	---
10458	3/4" x 1/2"	1.28	1.16	0.88	0.26	---
10459	3/4" x 3/4"	1.41	1.20	0.88	0.31	---

E145 54 159F 654F 59FF 254 47 4945

FEMALE 45° FLARE FITTINGS**UNION**

Hex

600


600F

SAE# 010107

PART #	FEMALE FLARE X FEMALE FLARE	A	HEX	APPROX. WT. LBS.	LIST PRICE
10135	1/4"	1.00	0.62	0.06	---
10136	3/8"	1.25	0.81	0.14	---
10137	1/2"	1.43	0.94	0.18	---
10138	5/8"	1.69	1.07	0.24	---
10139	3/4"	2.00	1.31	0.42	---

• Use with Copper Gasket

2310 U4 660HD 32

FEMALE FLARE ADAPTER


Hex

664

SAE# 010106

PART #	FEMALE FLARE X MALE NPTF	A	HEX	APPROX. WT. LBS.	LIST PRICE
10440	1/4" x 1/8"	0.91	0.62	0.05	---
10441	1/4" x 1/4"	1.01	0.62	0.06	---
10442	3/8" x 1/4"	1.28	0.81	0.10	---
10438	3/8" x 1/2"				---
10443	1/2" x 3/8"	1.36	0.94	0.14	---
10444	1/2" x 1/2"	1.46	0.94	0.14	---

U5 664FHD 33 48-FF

FLARE REDUCER

Hex

601

SAE# 010105

PART #	MALE FLARE X FEMALE FLARE	A	HEX	APPROX. WT. LBS.	LIST PRICE
10462	1/4" x 3/8"	1.22	0.81	0.10	---
10461	1/4" x 1/2"	1.36	0.94	0.14	---
10463	3/8" x 1/4"	1.12	0.62	0.06	---
10464	3/8" x 1/2"	1.44	0.94	0.14	---
10473	3/8" x 5/8"	1.63	1.12	0.16	---
10467	1/2" x 3/8"	1.41	0.81	0.13	---
10468	1/2" x 5/8"	1.68	1.06	0.20	---
10491	5/8" x 3/8"				---
10469	5/8" x 1/2"	1.63	1.00	0.17	---
10470	5/8" x 3/4"	1.97	1.31	0.31	---
10471	3/4" x 5/8"				---


UR3 661FHD 227 46-FF

SAE 45° FLARE

BRASS FITTINGS

BRASS FLARE SWIVEL FITTINGS

FORGED SWIVEL




700
SAE# 010108

Hex

PART #	FEMALE FLARE UNF	A	HEX	APPROX. WT. LBS.	LIST PRICE
10481	1/4"	0.59	0.62	0.04	---
10482	5/16"	0.62	0.68	0.06	---
10483	3/8"	0.69	0.81	0.10	---
10483L	3/8"	0.63	0.80		---
10484	1/2"	0.81	0.94	0.16	---
10484L	1/2"	0.82	0.92		---
10485	5/8"	0.94	1.06	0.24	---
10486	3/4"	1.12	1.31	0.34	---

1350 US4 14FSV 34

REDUCING SWIVELS




Hex 1

Hex 2

700R

PART #	FEMALE FLARE UNF	A	B	HEX 1	HEX 2	APPROX. WT. LBS.	LIST PRICE
10487	3/8" x 1/4"	0.72	0.60	0.81	0.62	0.08	---
10488	1/2" x 3/8"	0.84	0.70	0.94	0.81	0.12	---
10489	5/8" x 1/2"	0.98	0.82	1.03	0.94	0.22	---

FORGED SWIVEL ELBOWS




701

Hex

PART #	MALE FLARE X FEMALE FLARE	A	B	HEX	APPROX. WT. LBS.	LIST PRICE
10493	1/4"	0.93	0.86	.563	0.12	---
10494	3/8"	1.13	1.1	.75	0.20	---
10495	1/2"	1.29	1.20	.88	0.25	---
10496	5/8"	1.50	1.30	1.00	0.37	---
10497	3/4"	1.83	1.60	1.25	0.54	---

ES4

FLARE SWEAT FITTINGS



PART #	FLARE X SWEAT	LIST PRICE
10600	1/4" x 1/4"	---
10612	3/8" x 3/8"	---

WARNING: This product can expose you to chemicals, including lead, which are known to the State of California to cause cancer and birth defects or other reproductive harm. For more information, visit www.P65Warnings.ca.gov

BRASS

SPACE HEATER/ GAS RANGE FITTINGS

BRASS FITTINGS

SPACE HEATER FITTINGS**9/16-24 FINE THREAD FLARE NUT**


#M-82SH

41FT
800

PART #	SIZE	LIST PRICE
14001	3/8	---

MALE ADAPTER


#M-83SH




PART #	SIZE	LIST PRICE
14016	3/8 x 3/8	---
14017	3/8 x 1/2	---

FEMALE ADAPTER

#M-80SH

46FT
805

PART #	SIZE	LIST PRICE
14018	3/8 x 3/8	---
14025	3/8 x 1/2	---

UNION


PART #	SIZE	LIST PRICE
14011	3/8	---

BRASS GAS RANGE FITTINGS**BRASS MALE ADAPTERS**

15/16-16 FLARE THREAD

45RG
408RC

PART #	MALE FLARE X MALE NPTF	LIST PRICE
35132	1/2" x 1/2" (3/8" FIP TAP)	---
35134	15/16" x 1/2"	---
35135	15/16" x 3/4" (1/2" FIP TAP)	---

BRASS FEMALE ADAPTERS

PART #	FLARE X FIP	LIST PRICE
35136	15/16" x 1/2"	---
35142	15/16" x 3/4"	---


DRUM ADAPTERS• Straight
Thread

K1

SAE# 010165

PART #	MALE FLARE X FIP	LIST PRICE
50011	1/4" x 1/2"	---
50001	1/4" x 3/4"	---

RD IF K1

CAP


PART #	SIZE	LIST PRICE
35186	15/16"	---

WARNING: This product can expose you to chemicals, including lead, which are known to the State of California to cause cancer and birth defects or other reproductive harm. For more information, visit www.P65Warnings.ca.gov

POL FITTINGS


BRASS FITTINGS

TAILPIECE ASSEMBLY W/HEX HEAD NUT & STEM



PART #	LENGTH	LIST PRICE
34080	1/4 NPT X POL 2 LONG HARD NOSE 2 OAL	---
34082	MALE POL X 3/8 NPT	---

2906D ME352



PART #	LENGTH	LIST PRICE
34088	MPOL HARD NOSE 9/16-18 FE LH THREAD	---


ME1650



PART #	LENGTH	LIST PRICE
34084	MPOL X 1/4 HOSE BARB 7/8 HEX	---

ME5930 970JR


SOFT NOSE TAILPIECE ASSEMBLY



PART #	LENGTH	LIST PRICE
34060	1/4 NPT X POL 2.1 LONG #60 ORIFICE	---
34061	1/4 MPT X POL SOFT NOSE 2-1/2	---
34062	1/4 NPT POL SOFT NOSE #60 ORIFICE 2.3 LONG	---
34063	POL X 9/16-18 LH TAIL- PIECE SOFT NOSE	---
34064	1/4 NPT X POL SOFT NOSE 2 3/8 LONG	---


ME1638 2003-T-GH-60 2002 2018-L 2003-T 970S

HAND WHEEL POL ADAPTERS



PART #	LENGTH	LIST PRICE
34065	MPOL SOFT NOSE X 1/4 HOSE BARB BR.WHEEL	---

ME1656AR



PART #	LENGTH	LIST PRICE
34072	1/4 MPT POL SOFT NOSE W/PLASTIC WHEEL	---

ME1654



PART #	LENGTH	LIST PRICE
34073	1/4 MPT POL SOFT NOSE WITH BRASS WHEEL	---

ME1654AR



PART #	LENGTH	LIST PRICE
34074	MPOL SOFT NOSE X 1/4 HB W/PLASTIC WHEEL	---

ME1656

WARNING: This product can expose you to chemicals, including lead, which are known to the State of California to cause cancer and birth defects or other reproductive harm. For more information, visit www.P65Warnings.ca.gov

BRASS

POL FITTINGS


BRASS FITTINGS

PROPANE MOTOR FUEL FILL ADAPTER

- Allows a standard POL fitting to be adapted to fill an engine fuel tank.


PART #	LENGTH	LIST PRICE
34079	FE POL X 1 3/4 ACME FUEL FILL ADPT	---

ME458 2017

FEMALE POL X MIP ADAPTER

PART #	LENGTH	LIST PRICE
34111	1/4 MPT X FE POL ADAPTER	---
34112	3/8 MPT X FE POL ADAPTER	---
34113	1/2 MPT X FE POL ADAPTER	---
34114	3/4 MPT X FE POL ADAPTER	---

2011-B ME285 2011-D 2011-E

FEMALE FPT X FEMALE POL ADAPTER

PART #	LENGTH	LIST PRICE
34120	1/4 FPT X FE POL	---
34121	3/8 FPT X FE POL	---
34122	1/2 FPT X FE POL	---
34123	3/4 FPT X FE POL	---

2016-B ME302 2016-D ME304

POL O-RING ONLY

PART #	LENGTH	LIST PRICE
34143	POL O-RING ONLY	---

C5-OR-POL 568-110-01

POL PLASTIC DUST PLUG

PART #	LENGTH	LIST PRICE
34160	POL PLASTIC DUST PLUG	---

ME970P

WARNING: This product can expose you to chemicals, including lead, which are known to the State of California to cause cancer and birth defects or other reproductive harm. For more information, visit www.P65Warnings.ca.gov



POL FITTINGS

BRASS FITTINGS

TEE CONNECTION



2000

PART #	PIPE SIZE	LIST PRICE
34001	1/4" Inverted flare x 1/4" MPT	---

41-1-390-0014 2000

TAILPIECE WITH FLATS



1/4 NPT


2001A

PART #	DESCRIPTION	LIST PRICE
34011	2.34 w/ wrench Flats	---
34012	2.13 w/ Hex	---

1001AUL 21605 M-2001-A 2002A 2001AHN

STANDARD NUT

7/8" Hex



2001B

PART #	PIPE SIZE	LIST PRICE
34016	.880-14 LH	---

2001B

TAILPIECE & NUT ASSEMBLY



2002AB

PART #	PIPE SIZE	LIST PRICE
34022	1/4	---

2002AB

POL CAP



2004

PART #	PIPE SIZE	LIST PRICE
34031	.880-14LH	---

ME1699 POL2004 1004A M-2004

POL PLUG WITH CHAIN



2014

PART #	DESCRIPTION	LIST PRICE
34141	POL PLUG WITH CHAIN	---

ME1691-1

SINGLE PIECE POL ADAPTER




2008

PART #	DESCRIPTION	LIST PRICE
34130	MALE POL X 1/4 FPT	---
34131	MALE POL X 1/2 FPT	---

ME351 ME357

ADAPTERS




35792

35810

PART #	PIPE SIZE	LIST PRICE
34041	3/8 Flare x .880-14LH	---
34046	1/2 Flare x .880-14LH	---
34051	5/8 Flare x .880-14LH	---

ME3510 2906E 2007

Plug




PART #	PIPE SIZE	LIST PRICE
34036		

WARNING: This product can expose you to chemicals, including lead, which are known to the State of California to cause cancer and birth defects or other reproductive harm. For more information, visit www.P65Warnings.ca.gov

BRASS


JIC 37° FLARE STRAIGHTS

BRASS FITTINGS


STRAIGHT TUBE UNION

PART #	TUBE OD	TUBE THREAD	L	HEX	WORKING PRESSURE	LIST PRICE
28966	1/4	7/16-20	1.35	0.49	3250 psi	---
28969	3/8	9/16-18	1.41	0.63	3250 psi	---
28970	1/2	3/4-16	1.62	0.81	3250 psi	---
28971	3/4	1-1/16-12				

SBC 132403 HTXB


FEMALE STRAIGHT ADAPTER

PART #	TUBE OD	FEMALE NPTF	TUBE THREAD	L	HEX	WORKING PRESSURE	LIST PRICE
28957	1/4	1/8-27	7/16-20	1.19	0.56	3250 psi	---
28958	1/4	1/4-18	7/16-20	1.40	0.75	3250 psi	---
28959	3/8	1/4-18	9/16-18	1.40	0.75	3250 psi	---
28960	3/8	3/8-18	9/16-18	1.40	0.88	3250 psi	---
28961	1/2	3/8-18	3/4-16	1.56	0.88	3250 psi	---
28962	1/2	1/2-14	3/4-16	1.79	1.13	3250 psi	---
28963	5/8	1/2-14	7/8-14	1.87	1.13	3250 psi	---
28964	3/4	3/4-1/4	1-1/16-12	2.06	1.38	2600 psi	---

STRAIGHT

PART #	TUBE OD	MALE NPTF	TUBE THREAD	L	HEX	WORKING PRESSURE	LIST PRICE
28701	1/4	1/8-27	7/16-20	1.22	0.45	3250 psi	---
28702	1/4	1/4-18	7/16-20	1.37	0.56	3250 psi	---
28703	1/4	3/8-18	7/16-20	1.42	0.75	3250 psi	---
28704	5/16	1/8-27	1/2-20	1.41	0.56	3250 psi	---
28705	5/16	1/4-18	1/2-20	1.42	0.56	3250 psi	---
28706	3/8	1/8-27	9/16-18	1.24	0.63	3250 psi	---
28707	3/8	1/4-18	9/16-18	1.43	0.63	3250 psi	---
28708	3/8	3/8-18	9/16-18	1.38	0.75	3250 psi	---
28709	3/8	1/2-14	9/16-18	1.69	0.88	3250 psi	---
28710	1/2	1/4-18	3/4-16	1.53	0.81	3250 psi	---
28711	1/2	3/8-18	3/4-16	1.53	0.81	3250 psi	---
28712	1/2	1/2-14	3/4-16	1.79	0.88	3250 psi	---
28713	1/2	3/4-14	3/4-16	1.85	1.13	2600 psi	---
28714	5/8	3/8	7/8-14	1.84	0.94	3250 psi	---
28715	5/8	1/2-14	7/8-14	1.89	0.94	3250 psi	---
28716	5/8	3/4-14	7/8-14	1.95	1.13	2600 psi	---
28748	3/4	1/2-14	1 1/16-12	2.06	1.13	2925 psi	---
28717	3/4	3/4-14	1 1/16-12	2.06	1.13	2600 psi	---
28749	3/4	1-11 1/2	1 1/16-12	2.25	1.38	1950 psi	---
28718	1	1-11 1/2	1 5/16-12	2.3	1.38	1950 psi	---

B2404 SB FTXB

STRAIGHT SWIVEL ADAPTER

PART #	TUBE OD	MALE NPTF	TUBE THREAD	L	HEX	WORKING PRESSURE	LIST PRICE
28752	1/4	1/4-18	7/16-20	1.389	.563	3250 psi	---
28753	3/8	1/4-18	9/16-18	1.6	.563	3250 psi	---
28754	3/8	3/8-18	9/16-18	1.574	.690	2925 psi	---
28756	1/2	1/2-14	3/4-16	1.706	.875	2600 psi	---

B6505 SJS


WARNING: This product can expose you to chemicals, including lead, which are known to the State of California to cause cancer and birth defects or other reproductive harm. For more information, visit www.P65Warnings.ca.gov



JIC 37° SHAPES

BRASS FITTINGS

90° FORGED MALE ELBOW




• Swivel available

PART #	TUBE OD	MALE NPTF	TUBE THREAD	M	N	Y	WORKING PRESSURE	LIST PRICE
28760F	1/4	1/8-27	7/16-20	0.89	0.78	0.5	2160 psi	---
28762F	1/4	1/4-18	7/16-20	1.05	1.03	0.53	1846 psi	---
28763F	1/4	3/8-18	7/16-20					---
28766F	5/16	1/4-18	1/2-20	1.10	1.10	0.55	3905 psi	---
28768F	3/8	1/8-27	9/16-18	1.06	1.00	0.56	3128 psi	---
28770F	3/8	1/4-18	9/16-18	1.06	1.09	0.54	1564 psi	---
28772F	3/8	3/8-18	9/16-18	1.15	1.22	0.74	1464 psi	---
28773F	3/8	1/2-14	9/16-18					---
28774F	1/2	3/8-18	3/4-16	1.25	1.22	0.81	1467 psi	---
28777F	1/2	1/2-14	3/4-16	1.31	1.47	0.90	1265 psi	---
28778F	1/2	3/4-14	3/4-16	1.4	1.59	0.89	2061 psi	---
28780F	5/8	1/2-14	7/8-14	1.45	1.47	0.88	1265 psi	---
28781F	3/4	1/2-14	1 1/16-12					---
28783F	3/4	3/4-14	1 1/16-12	1.66	1.59	1.06	1084 psi	---
28784F	1	3/4-14	1 15/16-12					---
28786F	1	1	1 15/16-12					---

DL3B2 3F69CL GGL6A1 F23L2 EE48D3 EE46B2 FF45A2 F48C3 FF22C3 D49B1 D25B1 3F47C1

45° FORGED MALE ELBOW




• Swivel available

PART #	TUBE OD	MALE NPTF	TUBE THREAD	M	N	Y	WORKING PRESSURE	LIST PRICE
28724F	1/4	1/4-18	7/16-20	0.81	0.84	0.53	3750 psi	---
28731F	3/8	1/4-18	9/16-18	0.83	0.86	0.63	3128 psi	---
28733F	3/8	3/8-18	9/16-18	0.91	0.95	0.81	3100 psi	---
28736F	1/2	3/8-18	3/4-16	0.98	0.95	0.75	2938 psi	---
28738F	1/2	1/2-14	3/4-16	1.13	1.17	0.86	2826 psi	---
28740F	5/8	1/2-14	7/8-14					---
28742F	3/4	3/4-14	1 1/16-12	1.28	1.2	1.13	2442 psi	---

B2503 FBC-F VTXB

90° FORGED FEMALE ELBOW




PART #	TUBE OD	FEMALE NPTF	TUBE THREAD	M	N	Y	WORKING PRESSURE	LIST PRICE
28975	3/8	1/4-18	9/16-18					---

Thread Chart	
SIZE	JIC THREAD
1/8	5/16-24
3/16	3/8-24
1/4	7/16-20
5/16	1/2-20
3/8	9/16-18
1/2	3/4-16
5/8	7/8-14
3/4	1-1/16-12
1	1-5/16-12

INVERTED FLARE

BRASS FITTINGS

INVERTED FLARE FITTINGS

Tube O.D.	1/8	3/16	1/4	5/16	3/8	7/16	1/2	5/8	3/4	7/8	1
Thread O.D. threads per inch	5/16-28	3/8-24	7/16-24	1/2-20	5/8-18	11/16-18	3/4-18	7/8-18	1-1/16-16	1-3/16-16	1-5/16-16

•Typical Application

Hydraulic brake, power steering, fuel lines and transmission cooler lines, LP and natural gas.

•Working Pressure Ranges

Temperature and type of tubing used are important factors. However, the following table is a good guide for proper selection. Temperature 73°F with copper tubing:

PSI	Tube O.D. (in.)	Tube Wall (in.)
2800	1/8	.030
1900	3/16	.030
1400	1/4	.030
1200	5/16	.032
1000	3/8	.032
750	1/2	.032
650	5/8	.035
550	3/4	.035

•Vibration

Excellent resistance.

•Temperature Range

-650F to +250°F (-530C to +1210C) range at maximum operating pressures.

•Used With

Copper, brass, aluminum and steel hydraulic tubing that can be flared.

•Advantages

Very low cost and reusable. Seats and threads are internal and protected. Compact, excellent vibration life. Short nut affords very close tube bends. Steel or brass tube nut.

• Tolerance

+/- .03 on all dimensions.

• Approvals:

Meets functional requirements of SAE J530, J531

•Assembly Instructions

- 1-Cut tubing to desired length. Make sure all burrs are removed and the ends are cut square.
- 2- Slide nut on tube. Threaded end "A" of nut must face out.
- 3- Flare end of tube with a 45° flaring tool.
 - a- Measure flare diameter.
 - b- Examine flare for excessive thin out.
 - c- On thin wall, welded or brazed tubing, use double flare to prevent pinch-off and cracked flares.
- 4- Lubricate threads and assemble to fitting body. Nut should be turned hand tight.
- 5- Tighten assembly with wrench until a solid feeling is encountered. From that point, apply a one-sixth turn.

Note: Do not over-torque as it may damage the fitting or split the tubing at the flare.

STANDARD METRIC THREADS

DESCRIPTION TUBE SIZE	THREAD O.D.	CREST (PITCH)	THREAD DESCRIPTION
Japanese 3/16"	10mm	1.0mm	M10 x 1.0
European 3/16"	10mm	1.0mm	M10 x 1.0
GM 6mm	12mm	1.0mm	M12 x 1.0
Fuel 5/16"	14mm	1.5mm	M14 x 1.5
Fuel 3/8"	16mm	1.5mm	M16 x 1.5

Measuring Metric Threads: Measure the O.D. of the threads and the crest to crest distance (pitch) in millimeters between threads.

Actual O.D. of male inverted flare threads

5/16"-28 2800 PSI 3/8"-24 1900 PSI 7/16"-24 1400 PSI 1/2"-20 1200 PSI 5/8"-18 1000 PSI

3/4"-18 750 PSI 7/8"-18 650 PSI 1-1/16"-16 550 PSI

1/8"

3/16"

1/4"

5/16"

3/8"

1/2"


5/8"

3/4"

INVERTED FLARE

BRASS FITTINGS

ZINC CHROMATE STEEL NUT

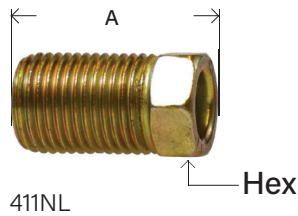


41IFS
41INS
SAE# 040110

PART #	SIZE	THREAD	A	HEX	APPROX. WT. LBS.	LIST PRICE
12001	1/8"	5/16-28	0.52	0.31	0.01	---
12002	3/16"	3/8-24	0.56	0.37	0.02	---
12018	3/16"	7/16-24	0.56	0.43	0.02	---
12003	1/4"	7/16-24	0.56	0.43	0.02	---
12004	5/16"	1/2-20	0.62	0.50	0.02	---
12005	3/8"	5/8-18	0.66	0.62	0.03	---
12011	3/8"	11/16-18	0.66	0.68	0.05	---
12000	7/16"	11/16-18	0.68	0.68	0.04	---
12006	1/2"	3/4-18	0.74	0.75	0.08	---
12007	5/8"	7/8-18	0.80	0.87	0.10	---
12008	3/4"	1-1/16-16	0.88	1.06	0.10	---

121XXX 2105 411FS 105 41W

LONG STEEL NUT



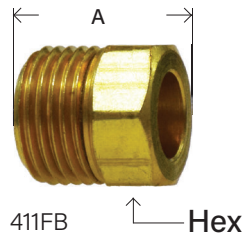
411NL

PART #	SIZE	A	HEX	APPROX. WT. LBS.	LIST PRICE
12009	3/16"	0.84	0.37	0.02	---
12010	1/4"	0.81	0.43	0.02	---

for Domestic lines

7896

INVERTED FLARE BRASS NUT



411FB
411NB

• More sizes available

PART #	SIZE	A	HEX	APPROX. WT. LBS.	LIST PRICE
12012	1/8"	0.52	0.31	0.01	---
12013	3/16"	0.56	0.37	0.01	---
12014	1/4"	0.56	0.43	0.02	---
12015	5/16"	0.62	0.50	0.03	---
12016	3/8"	0.66	0.62	0.04	---
12017	1/2"	0.74	0.75	0.05	---
12019	5/8"				

SAE# 040110

2100 411F 100 411B

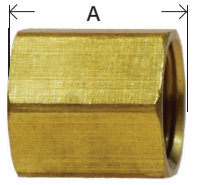


PART #	TUBESIZE	THREAD	REF#	LIST PRICE
12260	3/16 British	3/8-24 Bubble	---	---
12261	3/16 European	M10 x 1.0 Bubble	276110	---
12262	3/16 Japanese	M10 x 1.0 Inv.	121050	---
12263	3/16 Domestic	1/2 x 20 Inv.	---	---
12264	3/16 Domestic	9/16 - 18 Inv.	121039	---
12265	3/16 Imported	M11 x 1.5 Bubble	276011	---
12266	3/16 Imported	M12 x 1.0 Bubble	276012	---
12268	1/4 Domestic	9/16 x 18 Inv.	121049	---
12269	1/4 Domestic	1/2 x 20 Inv.	121045	---
12270	6mm Imported	M12 x 1.0 Bubble		---
12271	6mm GM	M12 x 1.0 Bubble		---
12274	5/16 Domestic	M14 x 1.5 Surface Seal	121069	---
12275	3/8 Domestic	M16 x 1.5 Surface Seal	121070	---

WARNING: This product can expose you to chemicals, including lead, which are known to the State of California to cause cancer and birth defects or other reproductive harm. For more information, visit www.P65Warnings.ca.gov

INVERTED FLARE

BRASS FITTINGS


UNION INTERNAL

421F
421N
Hex

SAE# 040101

PART #	INV. FLARE X INV. FLARE	A	HEX	APPROX. WT. LBS.	LIST PRICE
12022	1/8"	0.59	0.40	0.02	---
12023	3/16"	0.62	0.43	0.02	---
12024	1/4"	0.62	0.50	0.03	---
12025	5/16"	0.70	0.56	0.04	---
12026	3/8"	0.80	0.75	0.08	---
12027	1/2"	0.91	0.90	0.10	---
12028	5/8"	1.31	1.06	0.22	---

302 2300 42IFHD


FEMALE ADAPTER

461N
461N
Hex

SAE# 040103

PART #	INV. FLARE X FEMALE NPTF	A	HEX	APPROX. WT. LBS.	LIST PRICE
12029	1/8" x 1/8"	0.716	0.50	0.03	---
12032	3/16" x 1/8"	0.75	0.50	0.02	---
12033	1/4" x 1/8"	0.75	0.53	0.02	---
12030	1/4" x 1/4"	1.01	0.751	0.11	---
12034	5/16" x 1/8"	0.78	0.59	0.04	---
12035	3/8" x 1/4"	1.03	0.75	0.08	---
12031	7/16" x 1/4"	1.06	0.81	0.11	---
12037	1/2" x 1/4"	1.09	0.90	0.12	---
12036	1/2" x 3/8"	1.10	0.90	0.12	---
12039	5/8" x 1/2"	1.32	1.065	0.19	---
12099	3/4" x 3/4"	1.50	1.25	0.36	---

461FHD 252 46W

MALE ADAPTER

Hex

481N
481F

SAE# 040102

PART #	INV. FLARE X MALE NPTF	A	HEX	APPROX. WT. LBS.	LIST PRICE
12041	1/8" x 1/8"	0.63	0.40	0.02	---
12042	3/16" x 1/8"	0.70	0.43	0.02	---
12053	3/16" x 1/4"	0.72	0.56	0.04	---
12043	1/4" x 1/8"	0.74	0.50	0.03	---
12044	1/4" x 1/4"	0.89	0.56	0.04	---
12045	5/16" x 1/8"	0.79	0.56	0.03	---
12046	5/16" x 1/4"	0.98	0.56	0.05	---
12055	5/16" x 3/8"	1.01	0.75	0.07	---
12047	3/8" x 1/8"	0.88	0.72	0.05	---
12048	3/8" x 1/4"	1.02	0.75	0.06	---
12049	3/8" x 3/8"	1.02	0.75	0.08	---
12104	7/16" x 1/4"	1.05	0.81	0.06	---
12038	1/2" x 1/4"	0.97	0.87	0.10	---
12050	1/2" x 3/8"	1.06	0.87	0.08	---
12051	1/2" x 1/2"	1.06	0.87	0.11	---
12052	5/8" x 1/2"	1.32	1.06	0.15	---
12105	3/4" x 1/2"	1.38	1.25	0.18	---
12040	3/4" x 3/4"	1.39	1.25	0.24	---

2200 481FHD 202 48W 200

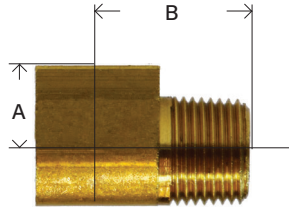
Dimension data can change without notice. Please check when dimensions are critical.

WARNING: This product can expose you to chemicals, including lead, which are known to the State of California to cause cancer and birth defects or other reproductive harm. For more information, visit www.P65Warnings.ca.gov

INVERTED FLARE

BRASS FITTINGS

ELBOW



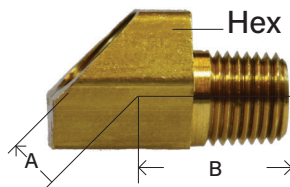
491N
491F

SAE# 040202

PART #	INV. FLARE X MALE NPTF	A	B	APPROX. WT. LBS.	LIST PRICE
12057	1/8" x 1/8"	0.26	0.59	0.03	---
12058	3/16" x 1/8"	0.26	0.61	0.03	---
12059	1/4" x 1/8"	0.33	0.65	0.04	---
12060	1/4" x 1/4"	0.28	0.82	0.06	---
12061	5/16" x 1/8"	0.47	0.68	0.05	---
12062	5/16" x 1/4"	0.45	0.85	0.08	---
12082	5/16" x 3/8"	0.47	0.86	0.12	---
12063	3/8" x 1/8"	0.54	0.76	0.14	---
12064	3/8" x 1/4"	0.53	0.92	0.14	---
12065	3/8" x 3/8"	0.50	0.94	0.12	---
12114	1/2" x 1/4"	0.72	1.08	0.14	---
12066	1/2" x 3/8"	0.59	1.03	0.16	---
12067	1/2" x 1/2"	0.66	1.22	0.25	---
12056	5/8" x 3/8"	0.67	1.09	0.20	---
12068	5/8" x 1/2"	0.67	1.29	0.18	---
12069	3/4" x 1/2"	0.80	1.39	0.42	---
12080	7/8" x 3/4"	0.94	1.43	0.48	---
12081	1" x 1"	1.02	1.69	0.60	---

400 2400 249IFHD 402 249IF 49W

45° ELBOW



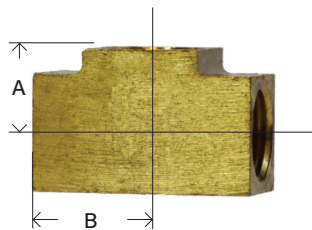
591F
941N

SAE# 040302

PART #	INV. FLARE X MALE NPTF	A	B	HEX	APPROX. WT. LBS.	LIST PRICE
12070	1/8" x 1/8"	0.22	0.48	0.50	0.03	---
12072	3/16" x 1/8"	0.25	0.55	0.53	0.02	---
12073	1/4" x 1/8"	0.27	0.58	0.56	0.04	---
12074	5/16" x 1/8"	0.36	0.56	0.62	0.06	---
12075	5/16" x 1/4"	0.23	0.83	0.62	0.06	---
12115	3/8" x 1/8"	0.34	0.87	0.87	0.09	---
12076	3/8" x 1/4"	0.51	0.84	0.78	0.09	---
12077	1/2" x 3/8"	0.38	0.91	0.84	0.11	---
12079	5/8" x 1/2"	0.44	1.00	1.06	0.21	---

154 2352 259IFHD 352 94W

UNION TEE



441F
441N

SAE# 040401

PART #	SIZE	A	B	APPROX. WT. LBS.	LIST PRICE
12085	1/8"	0.33	0.47	0.04	---
12086	3/16"	0.39	0.55	0.04	---
12087	1/4"	0.42	0.56	0.08	---
12088	5/16"	0.45	0.63	0.09	---
12089	3/8"	0.56	0.74	0.17	---
12090	1/2"	0.67	0.88	0.24	---


244IFHD 702 44I

WARNING: This product can expose you to chemicals, including lead, which are known to the State of California to cause cancer and birth defects or other reproductive harm. For more information, visit www.P65Warnings.ca.gov




INVERTED FLARE

BRASS FITTINGS

STEEL PLUG

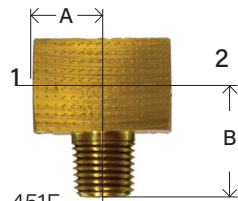
391N 391N
391F 391F



PART # STEEL	SIZE	A	HEX	APPROX. WT. LBS.	LIST PRICE
12091	3/16"	0.53	0.37	0.01	---
12092	1/4"	0.54	0.43	0.02	---
12093	5/16"	0.59	0.50	0.03	---
12094	3/8"	0.66	0.62	0.04	---
BRASS					
12095	3/8"	0.66	0.63	0.04	---
12096	1/2"	0.82	0.75	0.07	---
12097	5/8"	0.90	0.87	0.10	---
12098	3/4"	0.95	1.07	0.17	---

• cored

106 41IP 131 2131

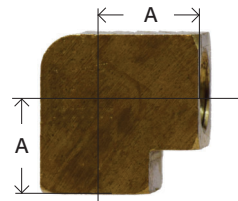
MALE BRANCH TEE

451F
451N 3

SAE# 040425

PART #	INV. FLARE X MALE NPTF (1&2)X3	A	B	APPROX. WT. LBS.	LIST PRICE
12100	3/16" x 1/8"	0.41	0.60	0.04	---
12101	1/4" x 1/8"	0.42	0.64	0.06	---
12102	5/16" x 1/8"	0.47	0.68	0.07	---
12103	3/8" x 1/4"	0.58	0.93	0.15	---

145 245IFHD 602 2600 600

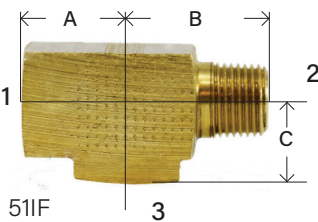
FEMALE ELBOW

501F
501N

SAE# 040203

PART #	INV. FLARE X FEMALE NPTF	A	APPROX. WT. LBS.	LIST PRICE
12110	1/4" x 1/8"	0.55	0.07	---
12111	5/16" x 1/8"	0.51	0.08	---
12112	3/8" x 1/4"	0.68	0.10	---

450

MALE RUN TEE

511F
511N

SAE# 040424

PART #	INV. FLARE X MALE NPTF (1&3)X2	A	B	C	APPROX. WT. LBS.	LIST PRICE
12118	3/16" x 1/8"	0.53	0.72	0.39	0.06	---
12119	1/4" x 1/8"	0.56	0.75	0.42	0.08	---
12120	5/16" x 1/8"	0.62	0.85	0.45	0.10	---
12121	3/8" x 1/4"	0.75	1.08	0.56	0.14	---

251IFHD 752 550 151

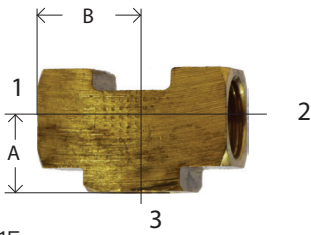
WARNING: This product can expose you to chemicals, including lead, which are known to the State of California to cause cancer and birth defects or other reproductive harm. For more information, visit www.P65Warnings.ca.gov

INVERTED FLARE

BRASS FITTINGS

FEMALE BRANCH TEE

SAE# 040427




521F
521N

PART #	INV. FLARE X FEMALE NPTF (1&2)X3	A	B	APPROX. WT. LBS.	LIST PRICE
12127	3/16" x 1/8"	0.39	0.55	0.06	---
12129	5/16" x 1/8"	0.45	0.63	0.12	---
12130	3/8" x 1/4"	0.56	0.74	0.17	---

252IFHD 652 136

TOWED TRAILER BRAKE TEE




127BT

PART #	A	B	C	REFERENCE #	APPROX. WT. LBS.	LIST PRICE
12147	3/16" 0.57	3/16" 0.76	3/16" 0.42	7900	0.08	---
12146	3/16" (7/16-24) 0.54	3/16" (3/8-24) 0.78	1/4" (7/16-24) 0.42	7914	0.08	---
12150	1/4" 0.56	3/16" 0.77	1/4" 0.43	7901	0.10	---
12151	1/4" 0.56	1/4" 0.77	1/4" 0.43	7898	0.12	---

INVERTED FLARE AUTO FITTINGS


DUAL MASTER CYLINDER ADAPTER



PART #	MALE FLARE X FEMALE INV.	A	HEX	REFERENCE #	APPROX. WT. LBS.	LIST PRICE
12200	3/16" x 3/16"	1.00	0.50	1441	0.03	---
12202	5/16" x 3/16"	0.96	0.68	7897	0.07	---

INVERTED FLARE

BRASS FITTINGS


DUAL MASTER CYLINDER ADAPTER

* Seals on hex face

48STA
6641N
6011N

PART #	MALE INVERTED THREAD	FEMALE INVERTED THREAD	REF#	LIST PRICE
12206	3/16(9/16-18)	3/16	7911	---
12209	3/16(9/16-18)	3/16(1/2-20)	7913	---
12207	3/16(9/16-20)	3/16	7910	---
12210	3/16	1/4	7828	---
12212	1/4	3/16	7818	---
12211	1/4(9/16-18)	1/4	7908	---
12215	1/4	5/16	7917	---
12213*	5/16	3/16	7817	---
12216	5/16	3/16	7909	---
12208	5/16	3/16(9/16-18)	7912	---
12218*	5/16	1/4	7727	---
12220	5/16	1/4	7829	---
12222*	5/16	5/16	1074	---
12221	5/16	3/8	7915	---
12224	3/8" NPTF	5/16	7771	---
12217	3/8	5/16	7916	---

47W


CARBURETOR TO FUEL LINE ADAPTER - FORD

PART #	FEMALE TUBE OD X MALE NPTF	A	HEX	REF #	APPROX. WT. LBS.	LIST PRICE
12230	1/4"(1/2-20) x 1/8"	1.06	0.56	1513	0.04	---

1513

RESTRICTION PIPE ADAPTER

(.0625 ORIFICE)



PART #	SIZE FIP X MIP	A	HEX	REF #	APPROX. WT. LBS.	LIST PRICE
12310	1/8"	0.75	0.50	1512	0.02	---

1510


Dimension data can change without notice. Please check when dimensions are critical.

WARNING: This product can expose you to chemicals, including lead, which are known to the State of California to cause cancer and birth defects or other reproductive harm. For more information, visit www.P65Warnings.ca.gov

INVERTED FLARE

BRASS FITTINGS

SAE FLARE X INVERTED FLARE




PART #	SAE FLARE X INV. FLARE	A	HEX	REF #	APPROX. WT. LBS.	LIST PRICE
12250	1/4" x 3/16"	1.03	0.43	1518	0.02	---
12252	1/4" x 1/4"	1.03	0.43	1522	0.03	---
12254	3/8" x 5/16"	1.34	0.63	1553	0.08	---
12256	3/8" x 3/8"	1.37	0.63	1563	0.09	---
12257	3/8" x 7/16"	1.40	0.68	1554	0.10	---

4205


METRIC HYDRAULIC BRAKE FITTINGS

METRIC ADAPTER



PART #	BUBBLE MALE THREAD	TUBE O.D. / FE-MALE THREAD	A	HEX	REF #	APPROX. WT. LBS.	LIST PRICE
12335	M10x1.0	3/16"(3/8-24)	1.02	0.50	1442	0.02	---
12327	M12x1.0	3/16"(M10x1.0)	1.02	0.53	7936	0.04	---
12328	M16x1.5	3/16"(M10x1.0)	1.02	0.56	7937	0.06	---

ADAPTER STANDARD TO METRIC BUBBLE



PART #	FEMALE INV. FLARE SEAT	MALE METRIC BUBBLE FLARE	A	HEX	REF #	APPROX. WT. LBS.	LIST PRICE
12336	3/16" (3/8-24)	11x1.5			7973		---
12337	3/16" (3/8-24)	(3/16") (10x1.25)	1.00	0.50	7970	0.02	---
12341	3/16" (3/8-24)	12x1.0	1.02	0.53	7974	0.04	---

FEMALE X MALE ADAPTERS



PART #	FEMALE STANDARD FLARE SEAT	MALE BUBBLE FLARE	MATE-RIAL	LIST PRICE
12330	3/8-24 (3/16)	7/16-20	Steel	---




PART #	TUBE OD/ FEMALE THREAD	INVERTED MALE THREAD	REF #	LIST PRICE
12205	3/16 (3/8-24)	M10 x 1.0	1443	---



PART #	FEMALE STANDARD FLARE	INVERTED MALE THREAD	MATE-RIAL	LIST PRICE
12329	3/8-24 (3/16)	M9 x 1.0	Steel	---

METRIC UNION



PART #	SIZE	A	HEX	REF #	APPROX. WT. LBS.	LIST PRICE
12342	British Brake Lines 3/16 (3/8-24 Bubble)	0.87	0.50	1594	0.03	---
12343	European Brake Lines 3/16"(10.0MM)	1.04	0.56	7975	0.04	---
12344	Japanese Brake Lines 3/16 (M10 x 1.0) Inverted	1.00	0.50	7934A	0.04	---
12345	GM Brake Lines 6mm M12 x 1.0 Bubble	1.11	0.63		0.06	---

WARNING: This product can expose you to chemicals, including lead, which are known to the State of California to cause cancer and birth defects or other reproductive harm. For more information, visit www.P65Warnings.ca.gov

BRASS

COMPRESSION

BRASS FITTINGS

COMPRESSION FITTINGS

These are NOT Lead Free
See Lead Free Section for Lead Free products

TUBE O.D.	1/8	3/16	1/4	5/16	3/8	7/16	1/2	5/8	3/4	7/8
THREAD SIZE-B	5/16-24	3/8-24	7/16-24	1/2-24	9/16-24	5/8-24	11/16-20	13/16-18	1-18	1-1/8-18
WORKING PRESSURE	400	400	300	300	200	200	200	150	100	75

- Typical Application

Use with copper, aluminum and thermoplastic tubing. Not recommended for steel tubing. Manufactured for low and medium pressure tubing connection work where excessive vibration or tube movement is not involved. Not recommended for application using gaseous media.

- Pressure

See table above for working pressures at 73oF.

- Vibration

Fair resistance - use long nut when greater vibration resistance is needed.

- Temperature Range

-65°F to +250°F (-53oC to +121oC) range at maximum operating pressures. (Refer to tubing temperature range.)

- Used With

Aluminum, copper, brass and plastic tubing. Plastic tubing requires insert. Not recommended for steel tubing.

- Tolerance

+/- .02 on all dimensions. Dimension data can change without notice. Please call us when dimensions are critical.

- Approvals

Meets function requirements of SAE J530, J531

- Assembly Instructions

- 1- Cut tubing to desired length.
- 2- Slide nut and then sleeve on tube. Threaded end "A" of nut must face toward fitting.
- 3- Insert tubing into fitting body. Be sure tubing is bottomed on fitting shoulder.
- 4- Lubricate threads and assemble nut to fitting body.
- 5- Tighten nut hand tight. From that point, tighten with a wrench the number of turns indicated in the chart below.

TUBE SIZE	ADDITIONAL TURNS FROM HAND TIGHT
1/8" thru 1/4"	1-1/4"
5/16"	1-3/4"
3/8" thru 1"	2-1/4"

- "L" at the end of a Part# means Light Pattern -These fittings are completely interchangeable with full pattern fittings, but have been modified in some way. This modification is usually in the length of the pipe threads. Used in plumbing and light industrial applications.

Actual Profile of Compression Threads

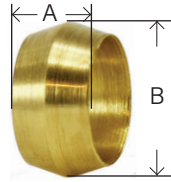


WARNING: This product can expose you to chemicals, including lead, which are known to the State of California to cause cancer and birth defects or other reproductive harm. For more information, visit www.P65Warnings.ca.gov

COMPRESSION

BRASS FITTINGS

BRASS SLEEVE



60


• FERRULES

SAE# 060115

PART #	SIZE	A	B	APPROX. WT. LBS.	LIST PRICE
18001	1/8"	0.19	0.19	0.01	---
18002	3/16"	0.22	0.27	0.01	---
18003	1/4"	0.25	0.34	0.01	---
18004	5/16"	0.25	0.41	0.01	---
18005	3/8"	0.25	0.47	0.02	---
18006	7/16"	0.31	0.53	0.02	---
18007	1/2"	0.38	0.59	0.02	---
18008	5/8"	0.38	0.71	0.03	---
18009	3/4"	0.44	0.87	0.03	---
18010	7/8"	0.41	0.99	0.03	---
18011	1"	0.55	1.16	0.03	---

60 260

BRASS NUT




61

SAE# 060110

PART #	SIZE	THREAD	A	HEX	APPROX. WT. LBS.	LIST PRICE
18033	1/8"	5/16-24	0.38	0.37	0.01	---
18034	3/16"	3/8-24	0.41	0.43	0.01	---
18035L	1/4"	7/16-24	0.44	0.50	0.02	---
18035	1/4"	7/16-24	0.44	0.50	0.02	---
18036	5/16"	1/2-24	0.44	0.56	0.02	---
18037L	3/8"	9/16-24	0.47	0.62	0.04	---
18037	3/8"	9/16-24	0.47	0.62	0.04	---
18038	7/16"	5/8-24	0.50	0.68	0.04	---
18039L	1/2"	11/16-20	0.56	0.75	0.04	---
18039	1/2"	11/16-20	0.62	0.81	0.04	---
18040L	5/8"	13/16-18	0.56	0.87	0.06	---
18040	5/8"	13/16-18	0.62	0.94	0.06	---
18041	3/4"	1-18	0.68	1.12	0.08	---
18042	7/8"	1-1/8 - 18	0.62	1.25	0.10	---
18043	1"		0.94	1.38	0.15	---

61 261

UNION



62
262

SAE# 060101BA

PART #	SIZE	A	HEX	APPROX. WT. LBS.	LIST PRICE
18062	1/8"	0.64	0.31	0.03	---
18063	3/16"	0.75	0.37	0.04	---
18064L	1/4"	0.79	0.43	0.06	---
18064	1/4"	0.81	0.43	0.06	---
18065	5/16"	0.88	0.50	0.06	---
18066L	3/8"	0.96	0.56	0.09	---
18066	3/8"	0.98	0.56	0.10	---
18067	7/16"	1.02	0.62	0.12	---
18068L	1/2"	1.06	0.68	0.16	---
18068	1/2"	1.25	0.68	0.16	---
18069L	5/8"	1.43	0.81	0.24	---
18069	5/8"	1.25	0.81	0.26	---
18070	3/4"	1.41	1.00	0.35	---
18071L	7/8"	1.03	1.12	0.34	---
18071	7/8"	1.00	1.12	0.36	---

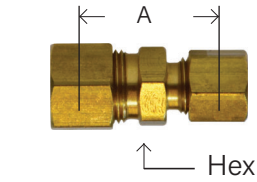
M-62

WARNING: This product can expose you to chemicals, including lead, which are known to the State of California to cause cancer and birth defects or other reproductive harm. For more information, visit www.P65Warnings.ca.gov

BRASS

COMPRESSION

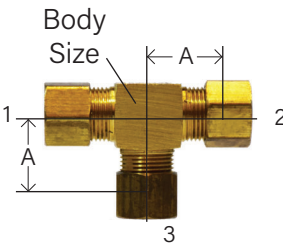
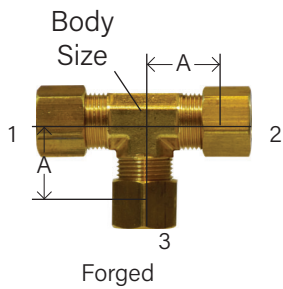
BRASS FITTINGS

REDUCING UNION

62R

PART #	SIZE	A	HEX	APPROX. WT. LBS.	LIST PRICE
18076	1/4" x 1/8"	0.73	0.44	0.04	---
18077	1/4" x 3/16"	0.78	0.44	0.06	---
18078	5/16" x 1/4"	0.81	0.50	0.06	---
18079	3/8" x 1/4"	0.90	0.56	0.10	---
18080	3/8" x 5/16"	0.94	0.56	0.10	---
18081	1/2" x 3/8"	1.03	0.68	0.12	---
18082	5/8" x 3/8"	1.03	0.81	0.15	---
18083	5/8" x 1/2"	1.16	0.81	0.18	---
18084	7/8" x 5/8"	1.23	1.18	0.20	---

62-R

TEE

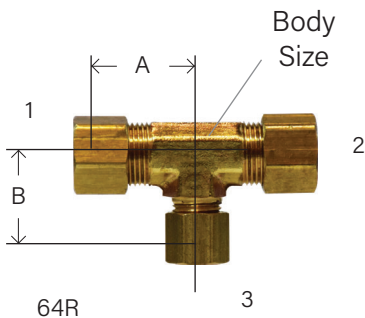
64

SAE# 060401

PART #	SIZE	A	BODY SIZE	APPROX. WT. LBS.	LIST PRICE
18101	1/8"	0.61	0.37	0.04	---
18101B*	1/8"	0.62	0.33	0.04	---
18102	3/16"	0.59	0.36	0.08	---
18103	1/4"	0.63	0.36	0.10	---
18103B*	1/4"	0.62	0.49	0.10	---
18104	5/16"	0.72	0.50	0.13	---
18105	3/8"	0.75	0.50	0.16	---
18105B*	3/8"	0.73	0.59	0.16	---
18106	1/2"	0.94	0.59	0.22	---
18107	5/8"	1.06	0.69	0.28	---
18108	3/4"	1.22	0.88	0.32	---
18109	7/8"	1.25	0.94	0.34	---

* Barstock

64 264C

FORGED REDUCING TEE

64R

PART #	SIZE 1 X 2 X 3	A	B	BODY SIZE	APPROX. WT. LBS.	LIST PRICE
18114	1/4" x 1/4" x 1/8"	0.62	0.59	0.38	0.09	---
18110	1/4" x 1/4" x 3/8"	0.69	0.75	0.50	0.14	---
18115	3/8" x 3/8" x 1/4"	0.75	0.69	0.50	0.14	---
18116	1/2" x 1/2" x 1/4"	0.94	0.81	0.59	0.16	---
18117	1/2" x 1/2" x 3/8"	0.94	0.81	0.59	0.24	---
18118	5/8" x 5/8" x 3/8"	1.06	0.94	0.69	0.28	---
18119	5/8" x 5/8" x 1/2"	1.06	1.06	0.69	0.30	---

64-R

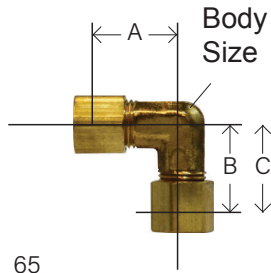
WARNING: This product can expose you to chemicals, including lead, which are known to the State of California to cause cancer and birth defects or other reproductive harm. For more information, visit www.P65Warnings.ca.gov



COMPRESSION

BRASS FITTINGS

UNION ELBOW



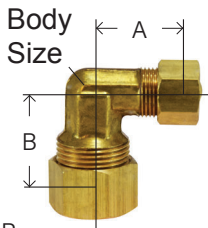
65
Forged Barstock

SAE# 060201

PART #	SIZE	A	BODY SIZE	APPROX. WT. LBS.	LIST PRICE
18122B*	1/8"	0.62	0.35	0.04	---
18123	3/16"	0.61	0.37	0.06	---
18124	1/4"	0.66	0.38	0.08	---
18124B	1/4"				
18125	5/16"	0.69	0.47	0.09	---
18126	3/8"	0.72	0.43	0.12	---
18127	1/2"	0.94	0.59	0.19	---
18128	5/8"	1.06	0.72	0.26	---
18129	3/4"	1.19	0.94	0.48	---
18130	7/8"	1.25	0.94	0.44	---

65 BSE2 165C 265C

REDUCING ELBOW - Forged




65R

PART #	SIZE	A	B	BODY SIZE	APPROX. WT. LBS.	LIST PRICE
18135	3/8" x 1/4"	0.69	0.75	0.47	0.12	---
18136	1/2" x 3/8"	0.88	0.94	0.59	0.15	---
18137	5/8" x 3/8"					---
18138	5/8" x 1/2"					---

65-R

FEMALE ADAPTER



66
SAE# 060103

PART #	COMP. X FEMALE NPTF	A	HEX	APPROX. WT. LBS.	LIST PRICE
18142	1/8" x 1/8"	0.75	0.56	0.02	---
18143	3/16" x 1/8"	0.78	0.56	0.04	---
18143L	3/16" x 1/4"				
18144	3/16" x 1/4"	0.96	0.68	0.04	---
18145L	1/4" x 1/8"	0.84	0.50	0.05	---
18145	1/4" x 1/8"	0.78	0.56	0.05	---
18146L	1/4" x 1/4"	0.88	0.62	0.09	---
18146	1/4" x 1/4"	1.03	0.68	0.09	---
18148	1/4" x 1/2"	1.02	0.87	0.12	---
18149	5/16" x 1/8"	0.81	0.56	0.05	---
18150	5/16" x 1/4"	0.91	0.62	0.06	---
18152	3/8" x 1/8"	0.88	0.56	0.06	---
18153L	3/8" x 1/4"	0.97	0.62	0.08	---
18153	3/8" x 1/4"	1.06	0.68	0.08	---
18154L	3/8" x 3/8"	1.03	0.75	0.08	---
18154	3/8" x 3/8"	1.06	0.81	0.10	---
18155	3/8" x 1/2"	1.12	1.00	0.08	---
18156	3/8" x 3/4"	1.19	1.16	0.14	---
18157	1/2" x 1/4"	1.09	0.68	0.10	---
18158L	1/2" x 3/8"	0.94	0.81	0.12	---
18158	1/2" x 3/8"	1.12	0.81	0.12	---
18159L	1/2" x 1/2"	1.19	1.00	0.12	---
18159	1/2" x 1/2"	1.31	1.00	0.12	---
18162L	5/8" x 1/2"	1.20	0.94	0.18	---
18162	5/8" x 1/2"	1.38	1.00	0.18	---
18163	5/8" x 3/4"	1.20	1.12	0.22	---
18164	3/4" x 1/2"	1.25	1.06	0.26	---
18165	3/4" x 3/4"	1.28	1.19	0.28	---
18167	7/8" x 1/2"	1.31	1.12	0.34	---
18166	7/8" x 3/4"	1.31	1.12	0.34	---

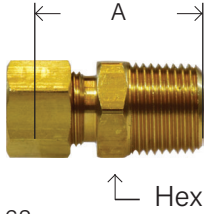
• More sizes available

WARNING: This product can expose you to chemicals, including lead, which are known to the State of California to cause cancer and birth defects or other reproductive harm. For more information, visit www.P65Warnings.ca.gov

BRASS

COMPRESSION

BRASS FITTINGS

MALE ADAPTER

68
SAE# 060102

PART #	COMP. X MALE NPTF	A	HEX	APPROX. WT. LBS.	LIST PRICE
18175	1/8" x 1/16"	0.78	0.37	0.02	---
18176	1/8" x 1/8"	0.78	0.43	0.04	---
18177	3/16" x 1/8"	0.84	0.43	0.04	---
18178	3/16" x 1/4"	0.94	0.56	0.06	---
18179L	1/4" x 1/8"	0.88	0.56	0.04	---
18179	1/4" x 1/8"	0.88	0.43	0.04	---
18180L	1/4" x 1/4"	0.94	0.56	0.05	---
18180	1/4" x 1/4"	1.06	0.56	0.06	---
18181	1/4" x 3/8"	1.03	0.68	0.08	---
18182	1/4" x 1/2"	1.09	0.81	0.10	---
18183	5/16" x 1/8"	0.91	0.50	0.05	---
18184L	5/16" x 1/4"	1.01	0.56	0.06	---
18184	5/16" x 1/4"	1.09	0.56	0.06	---
18185	5/16" x 3/8"	1.06	0.68	0.07	---
18186	5/16" x 1/2"	1.14	0.87	0.10	---
18187L	3/8" x 1/8"	0.94	0.56	0.06	---
18187	3/8" x 1/8"	0.97	0.56	0.06	---
18188L	3/8" x 1/4"	1.03	0.56	0.06	---
18188	3/8" x 1/4"	1.16	0.56	0.07	---
18189L	3/8" x 3/8"	1.09	0.68	0.08	---
18189	3/8" x 3/8"	1.14	0.69	0.08	---
18190L	3/8" x 1/2"	1.19	0.88	0.12	---
18190	3/8" x 1/2"	1.34	0.87	0.13	---
18191	3/8" x 3/4"	1.29	1.06	0.16	---
18192	7/16" x 1/4"	1.06	0.62	0.10	---
18204	7/16" x 3/8"	1.10	0.68	0.12	---
18193L	1/2" x 1/4"	1.09	0.69	0.11	---
18193	1/2" x 1/4"	1.22	0.68	0.11	---
18194L	1/2" x 3/8"	1.16	0.68	0.12	---
18194	1/2" x 3/8"	1.16	0.69	0.12	---
18195L	1/2" x 1/2"	1.09	0.81	0.12	---
18195	1/2" x 1/2"	1.41	0.87	0.19	---
18196	1/2" x 3/4"	1.38	1.06	0.22	---
18216	5/8" x 1/4"	1.21	0.87	0.22	---
18197	5/8" x 3/8"	1.22	0.87	0.24	---
18198	5/8" x 1/2"	1.12	0.81	0.24	---
18199	5/8" x 3/4"	1.31	1.06	0.26	---
18200	3/4" x 1/2"	1.44	1.00	0.26	---
18201	3/4" x 3/4"	1.50	1.06	0.26	---
18202	7/8" x 1/2"	1.18	1.12	0.26	---
18203	7/8" x 3/4"	1.22	1.12	0.28	---
18205	7/8" x 1"	1.67	1.37	0.32	---
18207	1" x 1"	2.00	1.38	0.48	---

68


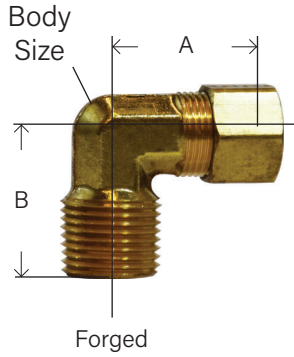
WARNING: This product can expose you to chemicals, including lead, which are known to the State of California to cause cancer and birth defects or other reproductive harm. For more information, visit www.P65Warnings.ca.gov



COMPRESSION

BRASS FITTINGS

MALE ELBOW



69

SAE# 060202

PART #	COMP. X MALE NPTF	A	B	BODY SIZE	APPROX. WT. LBS.	LIST PRICE
18219	1/8" x 1/16"	0.59	0.73	0.34	0.02	---
18220	1/8" x 1/8"	0.59	0.75	0.34	0.02	---
18220B*	1/8" x 1/8"	0.60	0.67	0.43	0.04	---
18221	3/16" x 1/8"	0.63	0.72	0.34	0.04	---
18221B*	3/16" x 1/8"	0.62	0.69	0.43	0.06	---
18223	3/16" x 1/4"	0.60	0.81	0.39	0.05	---
18224	1/4" x 1/8"	0.60	0.75	0.37	0.06	---
18224B*	1/4" x 1/8"	0.62	0.75	0.43	0.06	---
18225	1/4" x 1/4"	0.65	0.94	0.36	0.08	---
18225B*	1/4" x 1/4"	0.61	0.81	0.56	0.08	---
18226	1/4" x 3/8"	0.75	0.91	0.47	0.08	---
18227	1/4" x 1/2"	0.81	1.13	0.56	0.12	---
18228	5/16" x 1/8"	0.66	0.75	0.47	0.06	---
18228B*	5/16" x 1/8"	0.62	0.75	0.42	0.06	---
18229	5/16" x 1/4"	0.66	0.81	0.47	0.07	---
18229B*	5/16" x 1/4"	0.69	0.84	0.57	0.08	---
18230	5/16" x 3/8"	0.75	0.91	0.47	0.10	---
18232	3/8" x 1/8"	0.72	0.66	0.39	0.06	---
18232B*	3/8" x 1/8"	0.69	0.69	0.57	0.06	---
18233	3/8" x 1/4"	0.75	0.82	0.46	0.08	---
18233B*	3/8" x 1/4"	0.75	0.94	0.57	0.08	---
18234	3/8" x 3/8"	0.81	0.94	0.46	0.10	---
18234B*	3/8" x 3/8"	0.71	0.83	0.69	0.10	---
18235	3/8" x 1/2"	0.87	1.12	0.56	0.14	---
18235B*	3/8" x 1/2"	0.88	1.16	0.94	0.14	---
18248	3/8" x 3/4"	1.03	1.19	0.81	0.18	---
18247	7/16" x 1/4"	0.84	1.00	0.56	0.14	---
18249	7/16" x 3/8"					---
18236	1/2" x 1/4"	0.88	0.97	0.56	0.14	---
18237	1/2" x 3/8"	0.88	1.03	0.56	0.19	---
18237B*	1/2" x 3/8"	0.94	1.12	0.70	0.19	---
18238	1/2" x 1/2"	0.94	1.13	0.59	0.17	---
18238B*	1/2" x 1/2"	0.94	1.31	0.86	0.17	---
18239	1/2" x 3/4"	1.16	1.25	0.81	0.18	---
18240	5/8" x 3/8"	1.06	1.12	0.68	0.18	---
18241	5/8" x 1/2"	1.06	1.16	0.68	0.20	---
18241B*	5/8" x 1/2"	1.06	1.31	0.86	0.20	---
18242	5/8" x 3/4"	1.16	1.31	0.81	0.24	---
18243	3/4" x 1/2"	1.19	1.31	0.94	0.26	---
18245	3/4" x 3/4"	1.19	1.38	0.94	0.30	---
18246	7/8" x 3/4"	1.25	1.38	0.94	0.35	---

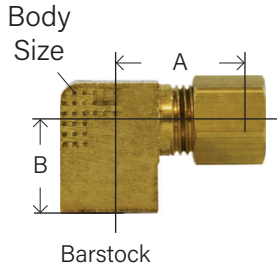
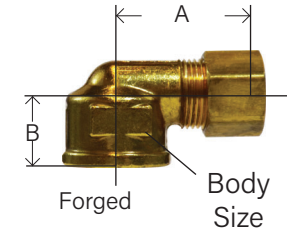
* Barstock

69 269C BSE1 169C

Dimension data can change without notice. Please check when dimensions are critical.

COMPRESSION

BRASS FITTINGS

FEMALE ELBOW

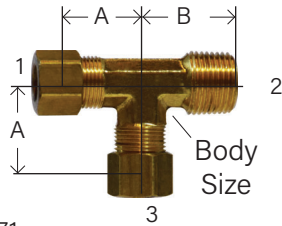
70

SAE# 060203

PART #	COMP. X FEMALE NPTF	A	B	BODY SIZE	APPROX. WT. LBS.	LIST PRICE
18251	1/8" x 1/8"	0.69	0.56	0.56	0.04	---
18252	3/16" x 1/8"	0.69	0.47	0.56	0.04	---
18253	1/4" x 1/8"	0.69	0.47	0.56	0.06	---
18253B*	1/4" x 1/8"	0.69	0.56	0.56	0.06	---
18254	1/4" x 1/4"	0.75	0.50	0.72	0.08	---
18267	1/4" x 3/8"	0.81	0.58	0.81	0.08	---
18268	1/4" x 1/2"	0.89	0.66	1.00	0.10	---
18255	5/16" x 1/8"	0.72	0.84	0.47	0.08	---
18256	5/16" x 1/4"	0.78	0.50	0.72	0.09	---
18257	3/8" x 1/8"	0.75	0.84	0.47	0.10	---
18258	3/8" x 1/4"	0.84	0.59	0.75	0.10	---
18259	3/8" x 3/8"	0.88	0.58	0.81	0.12	---
18260	3/8" x 1/2"	0.97	0.66	1.00	0.14	---
18261	1/2" x 1/4"	1.06	0.70	0.88	0.18	---
18262	1/2" x 3/8"	1.00	0.70	0.88	0.16	---
18263	1/2" x 1/2"	1.03	0.72	1.00	0.20	---
18269	5/8" x 3/8"					---
18264	5/8" x 1/2"	1.09	0.77	1.00	0.22	---
18265	5/8" x 3/4"	1.22	0.77	1.25	0.24	---
18266	3/4" x 1/2"					---

* Barstock

70 270C BSE3 170C

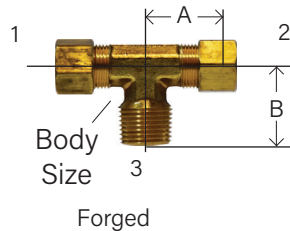
FORGED MALE RUN TEE

71

SAE#060424BA

PART #	COMP. X MALE NPTF (1&3) X 2	A	B	BODY SIZE	APPROX. WT. LBS.	LIST PRICE
18273	3/16" x 1/8"	0.63	0.69	0.36	0.07	---
18274	1/4" x 1/8"	0.63	0.75	0.36	0.08	---
18275	1/4" x 1/4"	0.69	0.88	0.44	0.10	---
18276	5/16" x 1/8"	0.72	0.75	0.50	0.10	---
18279	3/8" x 1/4"	0.79	0.87	0.44	0.18	---
18280	3/8" x 3/8"	0.88	1.00	0.47	0.20	---
18281	1/2" x 3/8"	0.94	1.09	0.59	0.24	---
18282	1/2" x 1/2"	0.97	1.19	0.69	0.26	---

71 171C BST3

MALE BRANCH TEE

72

SAE# 060425

PART #	COMP. X MALE NPTF (1&2) X 3	A	B	BODY SIZE	APPROX. WT. LBS.	LIST PRICE
18289	1/8" x 1/8"					---
18290	3/16" x 1/8"	0.63	0.69	0.36	0.08	---
18291	1/4" x 1/8"	0.62	0.75	0.36	0.10	---
18292	1/4" x 1/4"	0.69	0.86	0.44	0.10	---
18293	5/16" x 1/8"	0.72	0.75	0.50	0.11	---
18294	5/16" x 1/4"	0.75	0.88	0.44	0.12	---
18295	3/8" x 1/8"	0.75	0.75	0.50	0.14	---
18296	3/8" x 1/4"	0.78	0.88	0.44	0.16	---
18297	3/8" x 3/8"	0.78	0.97	0.47	0.18	---
18298	3/8" x 1/2"	0.88	1.22	0.69	0.20	---
18299	1/2" x 3/8"	0.94	1.12	0.59	0.24	---
18300	1/2" x 1/2"	0.97	1.19	0.69	0.30	---
18301	5/8" x 1/2"	1.06	1.31	0.69	0.32	---
18302	3/4" x 1/2"	1.22	1.34	0.88	0.50	---

72 BST1 172C

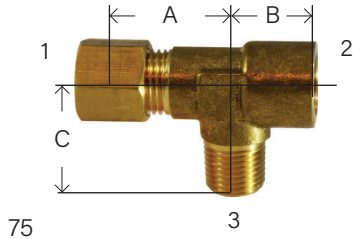
WARNING: This product can expose you to chemicals, including lead, which are known to the State of California to cause cancer and birth defects or other reproductive harm. For more information, visit www.P65Warnings.ca.gov



COMPRESSION

BRASS FITTINGS

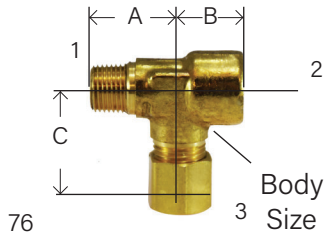
FORGED TEE



PART #	COMP. X FEMALE NPTF X MALE NPTF 1X(2&3)	A	B	C	APPROX. WT. LBS.	LIST PRICE
18307	1/4" x 1/8"	0.72	0.53	0.72	0.20	---

BST3

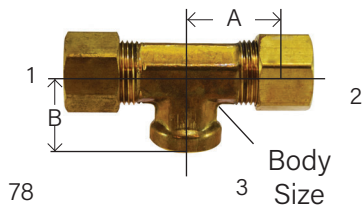
ADAPTER TEE



PART #	MALE NPTF X FEMALE NPTF X COMP. (1&2)X3	A	B	C	BODY SIZE	APPROX. WT. LBS.	LIST PRICE
18314	1/8" x 1/4"	0.72	0.53	0.72	0.47	0.08	---
18316	1/4" x 3/8"	0.84	0.97	0.81	0.47	0.10	---

76 176C

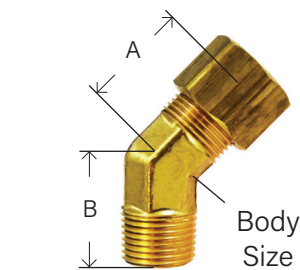
FEMALE BRANCH FORGED TEE



PART #	COMP. X FEMALE NPTF (1&2)X3	A	B	BODY SIZE	APPROX. WT. LBS.	LIST PRICE
18321	1/4" x 1/8"	0.78	0.75	0.45	0.10	---
18328	1/4" x 1/4"	0.78	0.75	0.44	0.12	---
18325	3/8" x 1/8"	0.75	0.63	0.50	0.12	---

78 BST4 77 177C 2908

45° ELBOW

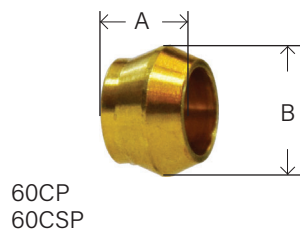


6945
SAE# 060302

PART #	COMP. X MALE NPTF	A	B	BODY SIZE	APPROX. WT. LBS.	LIST PRICE
18329	3/16" x 1/8"	0.40	0.63	0.41	0.04	---
18330	1/4" x 1/8"	0.40	0.61	0.41	0.04	---
18336	1/4" x 1/4"	0.59	0.84	0.53	0.06	---
18331	5/16" x 1/8"	0.59	0.65	0.53	0.06	---
18332	5/16" x 1/4"	0.59	0.83	0.53	0.08	---
18333	3/8" x 1/4"	0.62	0.83	0.53	0.08	---
18338	3/8" x 3/8"	0.75	0.95	0.59	0.10	---
18334	1/2" x 3/8"	0.75	0.88	0.59	0.14	---
18339	1/2" x 1/2"	0.94	1.14	0.75	0.14	---
18335	5/8" x 1/2"	0.78	1.14	0.78	0.14	---

6945 45BSE1 74 179C 273 77

COMPRESSION PLUG



60CP
60CSP

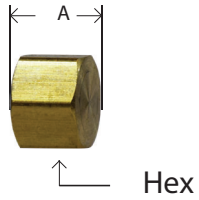
PART #	SIZE	A	B	APPROX. WT. LBS.	LIST PRICE
18028	1/4"	0.30	0.34	0.01	---
18029	3/8"	0.31	0.47	0.04	---
18030	1/2"	0.34	0.59	0.06	---

CSP

WARNING: This product can expose you to chemicals, including lead, which are known to the State of California to cause cancer and birth defects or other reproductive harm. For more information, visit www.P65Warnings.ca.gov


COMPRESSION

BRASS FITTINGS

CAP61CC
61CX

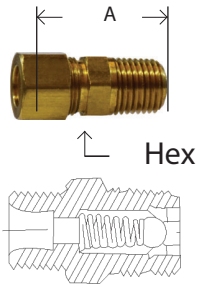
PART #	SIZE	A	HEX	APPROX. WT. LBS.	LIST PRICE
18046	5/16"				---
18047	1/4"	0.44	0.50	0.02	---
18048	3/8"	0.40	0.62	0.04	---
18049	1/2"	0.48	0.75	0.06	---
18050	5/8"	0.56	0.94	0.10	---

61-CC N5CT

BULKHEAD UNIONS62BH
SAE# 060101

PART #	SIZE	A	HEX 1	HEX 2	APPROX. WT. LBS.	LIST PRICE
18088	1/4"	1.58	0.56	0.56	0.10	---
18089	5/16"					---
18090	3/8"	1.76	0.68	0.68	0.14	---


62BH 75 274

BALL CHECK VALVE - Min. Working pressure 3 psi.

63

PART #	TUBE OD X MALE NPTF	A	HEX	APPROX. WT. LBS.	LIST PRICE
18092	1/8" x 1/8"	0.78	0.44	0.04	---
18094	1/4" x 1/8"	0.88	0.44	0.04	---
18096	3/8" x 1/4"	1.16	0.56	0.08	---

63 263 63A

TANK ADAPTER DRILLED THRU (NO STOP)

68T

PART #	COMP. X MALE NPTF	A	HEX	APPROX. WT. LBS.	LIST PRICE
18208	1/4" x 1/8"	0.88	0.43	0.04	---
18209	1/4" x 1/4"	0.99	0.56	0.05	---
18210	3/8" x 1/4"	1.16	0.56	0.05	---
18211	3/8" x 3/8"	1.09	0.68	0.08	---
18212	3/8" x 1/2"	1.19	0.87	0.10	---
18213	1/2" x 3/8"	1.22	0.68	0.12	---
18214	1/2" x 1/2"	1.09	0.81	0.14	---
18215	5/8" x 1/2"	1.12	0.81	0.18	---

68-T 682C 80F

WARNING: This product can expose you to chemicals, including lead, which are known to the State of California to cause cancer and birth defects or other reproductive harm. For more information, visit www.P65Warnings.ca.gov



DOUBLE COMPRESSION

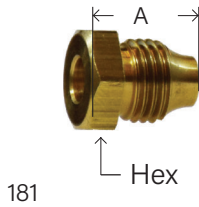
BRASS FITTINGS

DOUBLE COMPRESSION THREADED SLEEVE FITTINGS

- Use with aluminum and copper tubing or plastic tubing with internal tube support. Not recommended for steel tubing.
- Easy to assemble, no flaring, two piece construction.
- For use on oil, air, water and grease lubrication systems.
- When design makes a dimension critical, contact us for information.

TUBE OD	1/8	3/16	1/4	5/16	3/8
THREAD	5/16-24	3/8-24	7/16-24	1/2-20	9/16-20
WORKING PRESSURE	500	500	500	250	250


NUT



PART #	SIZE	A	HEX	APPROX. WT. LBS.	LIST PRICE
16001	1/8"	0.50	0.37	0.02	---
16002	3/16"	0.53	0.43	0.02	---
16003	1/4"	0.56	0.50	0.04	---
16004	5/16"	0.61	0.56	0.04	---
16005	3/8"	0.61	0.62	0.05	---

181 6100 11

MALE ADAPTER

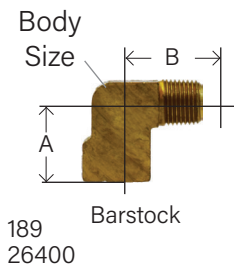


PART #	THRD SLEEVE X MALE NPTF	A	HEX	APPROX. WT. LBS.	LIST PRICE
16117	1/8" x *	0.62	0.43	0.02	---
16118	1/8" x 1/8"	0.62	0.43	0.02	---
16119	3/16" x 1/8"	0.69	0.43	0.02	---
16121	1/4" x 1/8"	0.75	0.50	0.04	---
16122	5/16" x 1/8"	0.89	0.56	0.04	---
16123	3/8" x 1/4"	0.84	0.62	0.06	---

* 1/4 - 28 Male Thread Tapered.

188 6200 12

90° ELBOW




PART #	THRD SLEEVE X MALE NPTF	A	B	BODY SIZE	APPROX. WT. LBS.	LIST PRICE
16127	1/8" x *	0.50	0.52	0.41	0.02	---
16128	1/8" x 1/8"	0.50	0.66	0.43	0.02	---
16130	1/4" x 1/8"	0.52	0.62	0.50	0.04	---

* 1/4 - 28 Male Thread Tapered

189 6400 15

BREAK-AWAY NUT



PART #	SIZE	A	HEX	APPROX. WT. LBS.	LIST PRICE
16009	1/8"	0.66	0.31	0.02	---
16090	3/16"	0.57	0.37	0.02	---
16010	1/4"	0.62	0.43	0.02	---
16011	5/16"	0.77	0.50	0.04	---
16012	3/8"	0.84	0.56	0.04	---

• 1-Piece Fiting

181-BA 21604 99LB 81LB

SPLIT SLEEVE FITTINGS

BRASS FITTINGS

BRASS SPLIT SLEEVE D.O.T. FITTINGS (5/32 O.D.)**TRANSMISSION BRASS FITTINGS**

APPLICATIONS: Used with SAE J844 Type A nylon tube in pressure protected air transmission applications.
 TECHNICAL DATA: Maximum working pressure up to 150 PSI. Fittings will withstand variations from -40°F to +220°F (-40°C to + 104°C)

Ideally suited for use in passive protected air transmission applications. A specially designed slotted sleeve helps eliminate notch stress related to over torque. **25 prefix parts do not have a stake, use 38 part # with white sealant only.**

COLLET

PART #	TUBE O.D.	LIST PRICE
38711	5/32"	---
25001	1/8"	---

1460 90791 280 90946

NUT


PART #	TUBE O.D.	LIST PRICE
38732	5/32"	---
25033	1/8"	---

1461 90790 281 90885

DOUBLE END UNION

PART #	TUBE O.D.	LIST PRICE
38761	5/32"	---
25062	1/8"	---


1462 90792 283 90891

CONNECTOR WITH NUT AND SLEEVE

PART #	TUBE O.D.	PIPE THREAD	LIST PRICE
38769	5/32"	1/16"	---
38770	5/32"	1/8"	---
25175	1/8"	1/16"	---
25176	1/8"	1/8"	---

• Shipped with nut and split sleeve, picture shows insert

1468 90794 282 90985

ELBOW

PART #	TUBE O.D.	PIPE THREAD	LIST PRICE
38715	5/32"	1/16"	---
38718	5/32"	1/8"	---
25220	1/8"	1/8"	---
25219	1/8"	1/16"	---
25221	3/16"	1/8"	---

284

WARNING: This product can expose you to chemicals, including lead, which are known to the State of California to cause cancer and birth defects or other reproductive harm. For more information, visit www.P65Warnings.ca.gov




SPECIAL COMPRESSION ASSEMBLIES

BRASS FITTINGS

To purchase special compression assemblies, delete the 18 prefix on part# and add the prefix of the type of special assembly you desire. Pricing and availability upon request.

- 22 - Plastic sleeve (inserts should be ordered separately)
- 24 - Long nut compression
- 26 - Captive sleeve (parts listed on following pages)
- 27 - Self align sleeve

DELTRIN SLEEVE

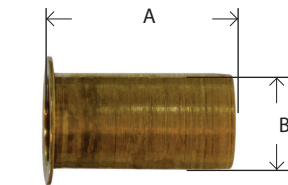


60P

PART #	SIZE	A	B	APPROX. WT. LBS.	LIST PRICE
18015	1/4"	0.19	0.37	0.01	---
18016	5/16"	0.19	0.43	0.01	---
18017	3/8"	0.19	0.50	0.02	---
18018	1/2"	0.25	0.63	0.02	---
18019	5/8"	0.22	0.74	0.02	---

60-P

BRASS INSERT - SLEEVE

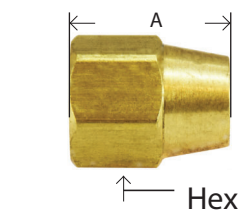


61P
63P

PART #	SIZE	A	B	APPROX. WT. LBS.	WALL	LIST PRICE
22008	1/8"	0.46	0.080	0.01	.016	---
22008A	1/8"	0.465	0.073	0.01	.023	---
22009	3/16"	0.45	0.135	0.01	.025	---
22009A	3/16"	0.52	0.095	0.01	.040	---
22010	1/4"	0.50	0.163	0.02	.04	---
22010A	1/4"	0.59	0.125	0.02	.04	---
22010B	1/4"	0.53	0.172	0.02	.03	---
22011A	5/16"	0.50	0.232	0.02	.04	---
22011	5/16"	0.53	0.187	0.02	.062	---
22012	3/8"	0.56	0.250	0.03	.062	---
22013	1/2"	0.72	0.370	0.03	.062	---
22014	5/8"	0.72	0.483	0.03	.062	---
22015	3/4"	1.03	0.563	0.03	.03	---

63-BI 60AE 2030 63PT


LONG NUT COMPRESSION - Can be assembled on any compression fitting



161

PART #	SIZE	A	HEX	APPROX. WT. LBS.	LIST PRICE
10013	1/8"	0.50	0.37	0.01	---
24002	3/16"	0.62	0.43	0.01	---
24003	1/4"	0.75	0.50	0.02	---
24004	5/16"	0.84	0.56	0.02	---
24005	3/8"	0.97	0.62	0.04	---
24006	1/2"	1.06	0.81	0.06	---
24007	5/8"	1.19	0.94	0.11	---
24008	3/4"	1.50	1.25	0.14	---

SELF-ALIGN SLEEVES



• More sizes available

PART #	SIZE	LIST PRICE
27001	1/8"	---
27002	3/16"	---
27003	1/4"	---
27005	3/8"	---
27006	1/2"	---

860 601

CAPTIVE SLEEVE COMPRESSION

BRASS FITTINGS

CAPTIVE SLEEVE NUT61SA
61CS

PART #	SIZE	LIST PRICE
26001	1/8"	---
26002	3/16"	---
26003	1/4"	---
26004	5/16"	---
26005	3/8"	---
26007	1/2"	---
26008	5/8"	---


CS61 61CA

UNION

62SA

PART #	SIZE	LIST PRICE
26062	1/8"	---
26063	3/16"	---
26064	1/4"	---
26065	5/16"	---
26066	3/8"	---
26079	3/8" x 1/4"	---
26068	1/2"	---
26-069	5/8"	---


CS62 62CA

TEE

64SA

PART #	SIZE	LIST PRICE
26102	3/16"	---
26103	1/4"	---
26105	3/8"	---

CS64 164CA

FEMALE ADAPTER

66SA

PART #	COMP. X FEMALE NPTF	LIST PRICE
26142	1/8" x 1/8"	---
26145	1/4" x 1/8"	---
26146	1/4" x 1/4"	---
26153	3/8" x 1/4"	---


CS66 66CA

MALE ADAPTER

68SA

PART #	COMP. X MALE NPTF	LIST PRICE
26175	1/8" x 1/16"	---
26176	1/8" x 1/8"	---
26177	3/16" x 1/8"	---
26178	3/16" x 1/4"	---
26179	1/4" x 1/8"	---
26180	1/4" x 1/4"	---
26180L	1/4" x 1/4"	---
26181	1/4" x 3/8"	---
26182	1/4" x 1/2"	---
26183	5/16" x 1/8"	---
26184	5/16" x 1/4"	---
26188	3/8" x 1/4"	---
26189	3/8" x 3/8"	---
26190	3/8" x 1/2"	---
26193	1/2" x 1/4"	---
26194	1/2" x 3/8"	---
26195	1/2" x 1/2"	---
26198	5/8" x 1/2"	---


CS68 68CA

MALE BRANCH TEE

72SA

PART #	COMP. X MALE NPTF (1&2) X 3	LIST PRICE
26291	1/4" x 1/8"	---
26292	1/4" x 1/4"	---
26293	5/16" x 1/8"	---
26296	3/8" x 1/4"	---

CS72 172CA

CAPTIVE SLEEVE x MALE PIPE ANGLE NEEDLE VALVE


PART #	COMP X MALE PIPE	LIST PRICE
26011	1/4" x 1/8"	---
26014	5/16" x 1/4"	---

MALE ELBOW

69SA

PART #	COMP. X MALE NPTF	LIST PRICE
26220	1/8" x 1/8"	---
26220B	1/8" x 1/8"	---
26221B	3/16" x 1/8"	---
26221	3/16" x 1/8"	---
26224B	1/4" x 1/8"	---
26224	1/4" x 1/8"	---
26223	3/16" x 1/4"	---
26225	1/4" x 1/4"	---
26225B	1/4" x 1/4"	---
26226	1/4" x 3/8"	---
26228	5/16" x 1/8"	---
26229	5/16" x 1/4"	---
26232	3/8" x 1/8"	---
26233	3/8" x 1/4"	---
26233B	3/8" x 1/4"	---
26234	3/8" x 3/8"	---
26235	3/8" x 1/2"	---
26237	1/2" x 3/8"	---
26238	1/2" x 1/2"	---

CS69 169CA

CAPTIVE SLEEVE x CAPTIVE SLEEVE NEEDLE VALVE

PART #	COMP X COMP	LIST PRICE
26021	1/4"	---
26023	3/8"	---

Interchangeable with compress-align fittings.

These are NOT Lead Free Lead Free products available upon request

- More sizes available
- Lead Free - add LF to part #

WARNING: This product can expose you to chemicals, including lead, which are known to the State of California to cause cancer and birth defects or other reproductive harm. For more information, visit www.P65Warnings.ca.gov



FLARELESS FITTINGS

Flareless Brass Tube Fittings are Interchangeable with Poly-Flo®, Poly-Tite® and Poly-Line® and Poly-Fit®



Built-in SS
Tube Support

TUBE O.D.	1/8	3/16	1/4	5/16	3/8	1/2
THREAD SIZE-B	5/16-24	3/8-24	3/8-24	7/16-24	1/2-24	11/16-20

•Typical Application

Pneumatic instrumentation circuits, lubricant and cooling lines.

•Working Pressure and Temperature Ranges

Up to 150 PSI from 0°F to + 150°F with thermoplastic tubing. Up to 300 PSI from 0°F to + 175°F with soft metal tubing.

•Maximum allowable metal tube wall thickness for use with Poly-Tite fittings:

1/8", 3/16" O.D. --no limitation,
1/4" O.D.--.035 5/16", 3/8", 1/2" O.D.--.049

•Vibration

Excellent Resistance.

•Temperature Range

Depends on tubing used. -65°F to +250°F (-53°C to +121°C) with brass sleeve, -40°F to +150°F (-40°C to +66°C) with plastic sleeve. (Refer to tubing temperature range.)

•Used With

Aluminum & copper tubing. Hard plastic tubing requires brass sleeve. Not recommended for steel tubing.

•Tolerance

+/- .02 on all dimensions. Dimension data can change without notice. Please call us when dimensions are critical.

•Advantages

No flaring of tubing required. Easy installation, captive sleeve, pre-assembled for installation and can be reassembled. Nuts rotate around the sleeve during tightening, preventing twisting of tubing.

•Assembly Instructions

- 1- Cut tubing to desired length.
- 2- Slide nut/sleeve assembly on tube. Threaded end "A" of nut must face toward fitting.
- 3- Bottom tubing into fitting.
- 4- Plastic sleeve - Tighten nut hand tight.
Brass Sleeve - Tighten nut hand tight, then an additional 3/4 turn.

* Note: 1/8 and 3/16 sizes have brass sleeves

WARNING: This product can expose you to chemicals, including lead, which are known to the State of California to cause cancer and birth defects or other reproductive harm. For more information, visit www.P65Warnings.ca.gov

FLARELESS

BRASS FITTINGS


NUT AND PLASTIC SLEEVE ASSEMBLY

↑ Hex

MP61P
261PF


PART #	TUBE O.D.	THREAD	A	HEX (DIA.)	APPROX. WT. LBS.	LIST PRICE
20211	1/4"	3/8-24	0.34	0.43	0.02	---
20212	5/16"	7/16-24	0.45	0.50	0.02	---
20213	3/8"	1/2-24	0.38	0.56	0.04	---
20214	1/2"	11/16-20	0.42	0.81	0.04	---

261PF 1261 61PN 261U

UNIONMP62
262PF ↑ Hex


PART #	TUBE O.D.	A	HEX	APPROX. WT. LBS.	LIST PRICE
20240	1/8"	0.66	0.31	0.02	---
20242	1/4"	0.69	0.37	0.04	---
20243	5/16"	0.69	0.44	0.04	---
20244	3/8"	0.72	0.50	0.10	---
20200	3/8" x 1/4"	0.72	0.50	0.08	---
20245	1/2"	0.84	0.69	0.14	---

262PF 1262 62P 262P

BULKHEAD UNIONMP82
282PF ↑ Hex ↑

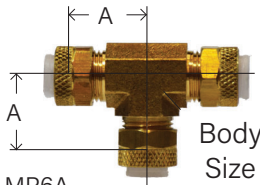
PART #	TUBE O.D.	A	HEX	APPROX. WT. LBS.	LIST PRICE
20337	1/4"	1.25	0.56	0.06	---
20339	3/8"				

62PBH 329P 282P

BULKHEAD UNION - FLARELESS X COMPRESSIONMP827
282PFC ↑ Hex

PART #	TUBE O.D.	A	HEX	APPROX. WT. LBS.	LIST PRICE
20333	1/4"	1.31	0.56	0.07	---
20334	3/8"	1.44	0.69	0.12	---

1274

UNION TEEMP6A
264PF

PART #	TUBE O.D.	A	BODY SIZE	APPROX. WT. LBS.	LIST PRICE
20248	1/8"	0.62	0.31	0.02	---
20250	1/4"	0.73	0.44	0.06	---
20251	5/16"	0.62	0.37	0.08	---
20252	3/8"	0.86	0.56	0.08	---
20253	1/2"	0.81	0.62	0.24	---
20330	3/8" x 1/4"				

1264 164P 264P


WARNING: This product can expose you to chemicals, including lead, which are known to the State of California to cause cancer and birth defects or other reproductive harm. For more information, visit www.P65Warnings.ca.gov



FLARELESS

BRASS FITTINGS

FEMALE CONNECTOR




MP66
266PF

PART #	TUBE O.D. X FEMALE NPTF	A	HEX	APPROX. WT. LBS.	LIST PRICE
20256	1/8" x 1/8"	0.75	0.56	0.03	---
20259	1/4" x 1/8"	0.76	0.50	0.04	---
20260	1/4" x 1/4"	1.08	0.62	0.05	---
20261	5/16" x 1/8"	0.75	0.50	0.03	---
20262	3/8" x 1/4"	0.94	0.62	0.05	---
20263	1/2" x 3/8"	1.00	0.81	0.12	---

1266 66P 266P

MALE CONNECTOR

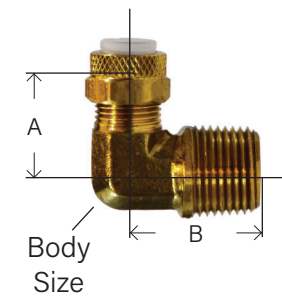


MP68
268PF

PART #	TUBE O.D. X MALE NPTF	A	HEX	APPROX. WT. LBS.	LIST PRICE
20268	1/8" x 1/8"	0.80	0.34	0.04	---
20269	3/16" x 1/8"	0.86	0.44	0.04	---
20270	1/4" x 10/32"				
20271	1/4" x 1/8"	0.82	0.44	0.03	---
20272	1/4" x 1/4"	1.00	0.56	0.05	---
20273	1/4" x 3/8"	1.03	0.69	0.08	---
20274	5/16" x 1/8"	0.81	0.44	0.04	---
20275	5/16" x 1/4"	1.00	0.56	0.05	---
20276	3/8" x 1/8"	1.00	0.56	0.06	---
20277	3/8" x 1/4"	1.03	0.56	0.08	---
20278	3/8" x 3/8"	1.03	0.69	0.10	---
20279	1/2" x 3/8"	1.09	0.69	0.16	---
20282	1/2" x 1/2"	1.33	0.88	0.18	---

1268 68P 268P

MALE ELBOW



MP69
269PF

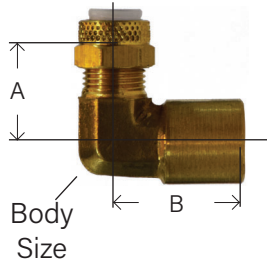
PART #	TUBE O.D. X MALE NPTF	A	B	BODY SIZE	APPROX. WT. LBS.	LIST PRICE
20287	1/8" x 1/8"	0.62	0.69	0.31	0.02	---
20289*	1/4" x 1/8"	0.53	0.73	0.50	0.04	---
20290	1/4" x 1/4"	0.66	0.94	0.37	0.06	---
20291	1/4" x 3/8"	0.75	1.03	0.50	0.10	---
20292	5/16" x 1/8"	0.62	0.75	0.41	0.04	---
20293	3/8" x 1/8"	0.79	0.73	0.37	0.08	---
20294	3/8" x 1/4"	0.72	0.94	0.44	0.10	---
20295	3/8" x 3/8"	0.78	1.03	0.50	0.14	---
20296	1/2" x 3/8"	1.09	1.10	0.73	0.16	---

* Barstock

1269 169P 269P

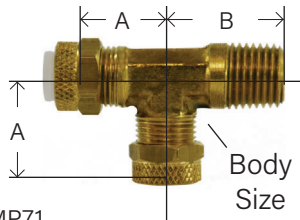
FLARELESS

BRASS FITTINGS

FEMALE ELBOWMP70
270PF

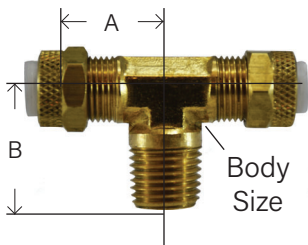
PART #	TUBE O.D. X FEMALE NPTF	A	B	BODY SIZE	APPROX. WT. LBS.	LIST PRICE
20302	1/4" x 1/8"	0.62	0.75	0.37	0.08	---
20303	1/4" x 1/4"	0.72	0.88	0.50	0.10	---
20304	3/8" x 1/4"	0.72	0.88	0.50	0.12	---
20305	1/2" x 3/8"	0.91	0.94	0.63	0.16	---

1270 170P 270P

MALE RUN TEEMP71
271PF

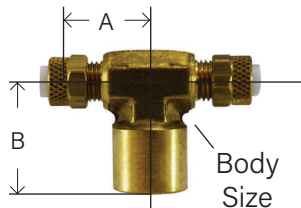
PART #	TUBE O.D. X MALE NPTF	A	B	BODY SIZE	APPROX. WT. LBS.	LIST PRICE
20310	1/4" x 1/8"	0.62	0.75	0.37	0.08	---
20311	1/4" x 1/4"	0.66	0.94	0.37	0.10	---
20313	3/8" x 1/4"	0.66	0.94	0.44	0.10	---

1271 171P 271P

MALE BRANCH TEEMP72
272PF

PART #	TUBE O.D. X MALE NPTF	A	B	BODY SIZE	APPROX. WT. LBS.	LIST PRICE
20319	1/4" x 1/8"	0.63	0.75	0.37	0.07	---
20320	1/4" x 1/4"	0.66	0.94	0.37	0.09	---
20322	3/8" x 1/8"	0.63	0.75	0.44	0.08	---
20323	3/8" x 1/4"	0.66	0.94	0.44	0.11	---
20324	1/2" x 3/8"	0.81	1.06	0.63	0.21	---

1272 172P 272P

FEMALE BRANCH TEEMP77
277PF

PART #	TUBE O.D. X FEMALE NPTF	A	B	BODY SIZE	APPROX. WT. LBS.	LIST PRICE
20328	1/4" x 1/4"	0.84	1.16	0.56	0.16	---

1277 177P 277P

Dimension data can change without notice. Please check when dimensions are critical.

WARNING: This product can expose you to chemicals, including lead, which are known to the State of California to cause cancer and birth defects or other reproductive harm. For more information, visit www.P65Warnings.ca.gov

FLARELESS

BRASS FITTINGS

UNIVERSAL NUT AND BRASS SLEEVE ASSEMBLY



MP61B
261PFB

PART #	TUBE O.D.	THREAD	A	HEX	APPROX. WT. LBS.	LIST PRICE
20227	1/8"	5/16-24	0.37	0.37	0.02	---
20228	3/16"	3/8-24	0.41	0.44	0.02	---
20229	1/4"	3/8-24	0.34	0.43	0.02	---
20230	5/16"	7/16-24	0.34	0.50	0.02	---
20231	3/8"	1/2-24	0.37	0.56	0.04	---
20232	1/2"	11/16-20	0.42	0.81	0.04	---

261PFB 1261B 61PB 261UB

NUT




MP61
261PFN

PART #	TUBE O.D.	THREAD	A	HEX (DIA.)	APPROX. WT. LBS.	LIST PRICE
20218	1/8"	5/16-24	0.37	0.37	0.01	---
20219	3/16"	3/8-24	0.41	0.44	0.01	---
20220	1/4"	3/8-24	0.34	0.44	0.02	---
20221	5/16"	7/16-24	0.34	0.50	0.02	---
20222	3/8"	1/2-24	0.38	0.56	0.04	---
20223	1/2"	11/16-20	0.42	0.81	0.06	---

61PN 1261 261FPN

PLASTIC SLEEVE

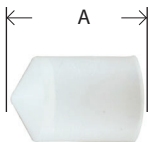


MP60
260PF

PART #	TUBE O.D.	A	B	APPROX. WT. LBS.	LIST PRICE
20205	1/4"	0.34	0.26	0.01	---
20206	5/16"	0.39	0.32	0.01	---
20207	3/8"	0.41	0.38	0.01	---
20208	1/2"	0.44	0.51	0.01	---

260FF 1260 60P 260P

PLASTIC CAP



MP59
269PF

PART #	TUBE O.D.	A	APPROX. WT. LBS.	LIST PRICE
20201	1/4"	0.50	0.01	---
20203	3/8"	0.56	0.01	---
20204	1/2"	0.59	0.01	---

1229 59P 259P

Dimension data can change without notice. Please check when dimensions are critical.

WARNING: This product can expose you to chemicals, including lead, which are known to the State of California to cause cancer and birth defects or other reproductive harm. For more information, visit www.P65Warnings.ca.gov

BRASS

BRASS PUSH-IN FITTINGS

BRASS FITTINGS

PUSH-IN/ PUSH-TO-CONNECT FITTINGS

BRASS PUSH-IN



NICKEL PLATED BRASS PUSH-IN



NICKEL PLATED W/ NICKEL COLLET



STAINLESS STEEL PUSH-IN



DOT COMPOSITE PUSH-IN



METRIC N/P BRASS PUSH-IN



COMPOSITE BODY PUSH-IN



COMPOSITE BODY METRIC PUSH-IN



FDA PLASTIC PUSH-IN




DOT BRASS PUSH-IN



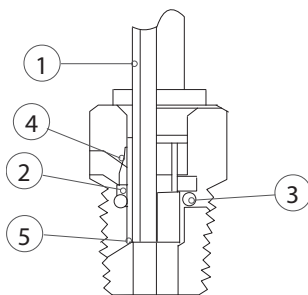
WARNING: This product can expose you to chemicals, including lead, which are known to the State of California to cause cancer and birth defects or other reproductive harm. For more information, visit www.P65Warnings.ca.gov

BRASS PUSH-IN FITTINGS



ENGINEERING AND DESIGN


- **QUICK CONNECT**, simply push tubing in, no tools. Saves up to 75% of assembly time of standard compression fittings.
- **QUICK DISCONNECT**, hold two fingers on insert and pull tubing out, no tools required.
- **REUSEABLE**, connect and disconnect numerous times.
- **FULL FLOW DESIGN**, provides up to 60% more flow area than conventional fittings with internal tube supports.
- **POSITIVE SEAL**, no leaks. After tubing is inserted, seal is made.
- **VERSATILE**, BunaN "O" rings standard. Other materials of "O" rings available.
- **SECURE TUBE RETENTION**, pulling on tubing only serves to tighten the connection.
- **SELF CONTAINED ASSEMBLY**, no loose parts, brass body and insert.
- **BRASS CONSTRUCTION**, elbows and tees are forged brass.
- **CHOICE** of convenient swivel or economical stationary elbows and tees.
- **STRAIGHT CONNECTORS** have interior hex for Allen key tightening where space is limited...no need to use a wrench.
- **PRE-APPLIED TEFLON**® based pipe sealant on all male pipe threads, saving customer additional labor.
- **METRIC SIZES AVAILABLE**: Metric tube sizes from 2mm through 12mm in both standard NPT and metric pipe sizes are available on a special order basis.
- **WORKING TEMPERATURE**: -100°F to 200°F (other ranges available on request).
- **PIPE THREAD**: NPTF with Teflon® based sealant pre-applied.
- **TOLERANCE** +/- .02 on all dimensions. Dimension data can change without notice. Please call us when dimensions are critical



When tubing (1) is inserted into the fitting, it first passes through the gripping teeth (2). Just beyond the gripping teeth is the o-ring (3) which provides the leak proof seal against the OD of the tube. The gripping teeth grab the tube, which expands the insert. Pulling back on the tube only tightens the grip as the insert moves onto the camming surface (4). Pressure through the tube also serves to tighten the grip. The tube bottoms against a positive tube stop (5) in a cavity providing tube support to prevent leakage.

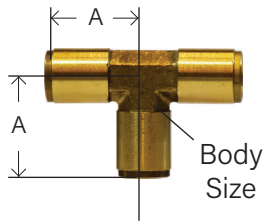
BRASS PUSH-IN FITTINGS

BRASS FITTINGS

Union ConnectorAQ62P
MQ62

PART #	TUBE O.D.	A	B	APPROX. WT. LBS.	LIST PRICE
20017	1/8"	1.07	0.38	0.03	---
20018	5/32"	1.07	0.38	0.03	---
20019	1/4"	1.50	0.44	0.05	---
20001	3/16"				
20022	3/8" x 1/4"	1.46	0.56	0.05	---
20015	5/16"				
20020	3/8"	1.44	0.56	0.06	---
20021	1/2"	1.63	0.81	0.18	---

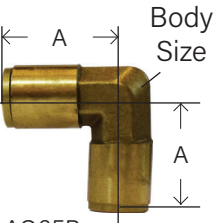
AQ62 6580 3106 62PL KQH 12-020 50-562 262-OF 1162 262PP

UNION TEEAQ64P
MQ64

PART #	TUBE O.D.	A	BODY SIZE	APPROX. WT. LBS.	LIST PRICE
20025	1/8"	0.65	0.31	0.04	---
20026	5/32"	0.67	0.31	0.04	---
20027	3/16"	0.75	0.37	0.06	---
20028	1/4"	0.92	0.37	0.09	---
20031*	5/16"	0.89	0.49	0.10	---
20029	3/8"	0.98	0.50	0.13	---
20030	1/2"	1.16	0.62	0.24	---
20029R64	3/8" x 1/4"				


* Nickel Plated

KQT 12-060 50-564 264OF 264PP 1164 AQ64 6540 3140 164PL

UNION ELBOWAQ65P
MQ65

PART #	TUBE O.D.	A	BODY SIZE	APPROX. WT. LBS.	LIST PRICE
20150	1/8"	0.65	0.31	0.02	---
20151	5/32"	0.67	0.31	0.04	---
20152	1/4"	0.87	0.37	0.06	---
20155	5/16"	0.91	0.47	0.08	---
20153	3/8"	0.97	0.50	0.09	---
20154	1/2"	1.15	0.62	0.18	---

AQ65 6550 3102 165PL KQL 12-040 50-565 265-OF

FEMALE CONNECTOR

AQ66P


PART #	TUBE O.D. X FEMALE NPTF	A	HEX	APPROX. WT. LBS.	LIST PRICE
20032	1/8" x 1/8"	0.96	0.56	0.04	---
20038	1/8" x 1/4"	1.04	0.67	0.04	---
20012	5/32" x 1/8"	1.09	0.56	0.05	---
20034	1/4" x 1/8"	1.23	0.56	0.06	---
20035	1/4" x 1/4"	1.42	0.75	0.09	---
20036	3/8" x 1/4"	1.32	0.75	0.09	---
20037	3/8" x 3/8"	1.31	0.87	0.12	---

266PP AQ66 6463 3114 66PL 12-426 50-566 266-OF 1166

BRASS PUSH-IN FITTINGS

BRASS FITTINGS

MALE CONNECTOR



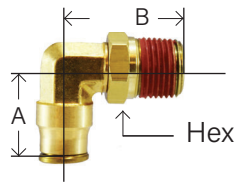
AQ68P
MQ68

PART #	TUBE O.D. X MALE NPTF	A	HEX	APPROX. WT. LBS.	LIST PRICE
20045	1/8" x 1/16"	0.68	0.37	0.02	---
20047*	1/8" x 10-32"	0.69	0.37	0.02	---
20048	1/8" x 1/8"	0.61	0.43	0.02	---
20023	1/8" x 1/4"	0.98	0.56	0.04	---
20049*	5/32" x 10-32"*	0.67	0.37	0.02	---
20050	5/32" x 1/8"	0.67	0.43	0.03	---
20046	5/32" x 1/4"	0.85	0.56	0.05	---
20051*	3/16" x 10-32"*	0.80	0.37	0.02	---
20052	3/16" x 1/8"	0.93	0.43	0.03	---
20053*	1/4" x 10-32"*	0.70	0.43	0.03	---
20039	1/4" x 1/16"	0.92	0.43	0.06	---
20054	1/4" x 1/8"	0.93	0.43	0.06	---
20055	1/4" x 1/4"	0.93	0.56	0.10	---
20056	1/4" x 3/8"	0.94	0.68	0.08	---
20530	5/16" x 1/8"	1.07	0.56	0.05	---
20531	5/16" x 1/4"	0.98	0.56	0.10	---
20532	5/16" x 3/8"	1.06	0.75	0.08	---
20057	3/8" x 1/8"	1.10	0.56	0.06	---
20058	3/8" x 1/4"	1.11	0.56	0.05	---
20059	3/8" x 3/8"	1.02	0.68	0.08	---
20062	3/8" x 1/2"	1.02	0.87	0.08	---
20060	1/2" x 1/4"	1.36	0.81	0.11	---
20061	1/2" x 3/8"	1.30	0.81	0.12	---
20063	1/2" x 1/2"	1.23	0.87	0.14	---

* Furnished with gaskets

268PP AQ68 6510 3115 68PL KQH 12-425 50-568 268-OF 1168

SWIVEL MALE ELBOW



AQ69PS
MQ69S

* Nickel Plated

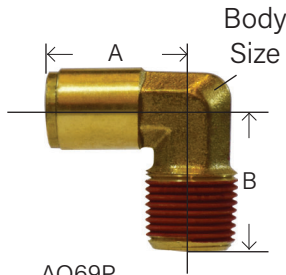
** Furnished with gaskets

PART #	TUBE O.D. X MALE NPTF	A	B	HEX	APPROX. WT. LBS.	LIST PRICE
20079C210	1/8" x 10-32"					
20079	1/8" x 1/8"	0.69	0.98	0.43	0.07	---
20535*	1/8" x 1/4"	0.76	0.87	0.56	0.06	---
20076**	5/32" x 10-32"	0.67	0.71	0.37	0.04	---
20080	5/32" x 1/8"	0.68	0.89	0.43	0.05	---
20077	5/32" x 1/4"	0.68	1.08	0.56	0.07	---
20078**	1/4" x 10-32"	0.86	0.79	0.31	0.05	---
20081	1/4" x 1/8"	0.90	0.93	0.37	0.08	---
20082	1/4" x 1/4"	0.90	0.99	0.56	0.10	---
20086	1/4" x 3/8"	0.98	1.14	0.68	0.09	---
20538*	5/16" x 1/4"	0.91	0.85	0.56	0.07	---
20539*	5/16" x 3/8"	0.91	0.87	0.75	0.08	---
20087	3/8" x 1/8"	1.00	1.06	0.43	0.09	---
20083	3/8" x 1/4"	0.99	1.15	0.56	0.10	---
20084	3/8" x 3/8"	1.00	1.24	0.68	0.20	---
20088	3/8" x 1/2"	1.00	1.54	0.87	0.19	---
20085	1/2" x 3/8"	1.16	1.34	0.68	0.18	---
20092	1/2" x 1/2"	1.16	1.51	0.87	0.24	---

AQ69-PS 56520 3109 169PL KQL 12-447 50-579 269-OFS 11695

BRASS PUSH-IN FITTINGS


BRASS FITTINGS

FIXED MALE ELBOWAQ69P
MQ69

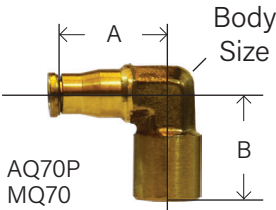
Dimension data can change without notice. Please check when dimensions are critical.

PART #	TUBE O.D. X MALE NPTF	A	B	BODY SIZE	APPROX. WT. LBS.	LIST PRICE
20065	1/8" x 1/8"	0.69	0.69	0.31	0.03	---
20066	5/32" x 1/8"	0.68	0.68	0.31	0.03	---
20067	3/16" x 1/8"	0.75	0.71	0.37	0.04	---
20068	1/4" x 1/8"	0.89	0.75	0.37	0.06	---
20069	1/4" x 1/4"	0.95	0.96	0.37	0.08	---
20070	1/4" x 3/8"	1.00	0.98	0.50	0.10	---
20071	3/8" x 1/8"	0.99	0.80	0.50	0.06	---
20072	3/8" x 1/4"	0.98	0.98	0.50	0.09	---
20073	3/8" x 3/8"	0.97	0.98	0.50	0.12	---
20074	1/2" x 1/4"	1.15	1.05	0.62	0.15	---
20075	1/2" x 3/8"	1.18	1.05	0.62	0.22	---
20064	1/2" x 1/2"	1.16	1.66	0.62	0.20	---

269PP AQ69-P 6500 169PLNS 12-445 1169

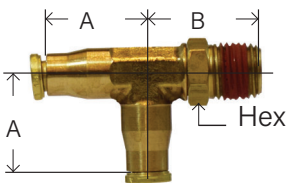
FEMALE SWIVEL ELBOWAQ70PS
MQ70S

PART #	TUBE O.D. X FEMALE NPTF	A	B	HEX	LIST PRICE
20094S	5/32" x 1/8"	0.76	1.06	0.56	---
20089S	1/4" x 1/8"	0.98	1.08	0.56	---
20090S	1/4" x 1/4"	0.98	1.26	0.75	---

FIXED FEMALE ELBOWAQ70P
MQ70

PART #	TUBE O.D. X FEMALE NPTF	A	B	BODY SIZE	APPROX. WT. LBS.	LIST PRICE
20192	1/8" x 1/8"	0.78	0.82	0.31	0.02	---
20089	1/4" x 1/8"	0.91	0.75	0.37	0.06	---
20090	1/4" x 1/4"	1.03	1.03	0.50	0.11	---
20091	3/8" x 1/4"	0.98	0.95	0.50	0.16	---

AQ70-P 3009

SWIVEL MALE RUN TEEAQ71PS
MQ71S

PART #	TUBE O.D. X MALE NPTF	A	B	HEX	APPROX. WT. LBS.	LIST PRICE
20160	1/8" x 1/8"	0.65	0.86	0.43	0.08	---
20161	5/32" x 1/8"	0.67	1.04	0.43	0.09	---
20162	1/4" x 1/8"	0.92	1.04	0.44	0.09	---
20163	1/4" x 1/4"	0.92	1.13	0.56	0.11	---
20168	1/4" x 3/8"					
20164	3/8" x 1/4"	0.94	1.19	0.56	0.11	---
20165	3/8" x 3/8"	0.96	1.24	0.50	0.12	---
20166	1/2" x 3/8"	1.14	1.31	0.68	0.14	---
20167	1/2" x 1/2"	1.14	1.61	0.87	0.16	---

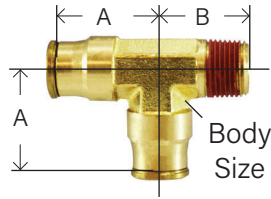
AQ71-PS 56440 3103 171PL KQY 12-468 50-571 271-OFS 11715

WARNING: This product can expose you to chemicals, including lead, which are known to the State of California to cause cancer and birth defects or other reproductive harm. For more information, visit www.P65Warnings.ca.gov

BRASS PUSH-IN FITTINGS

BRASS FITTINGS

FIXED MALE RUN TEE

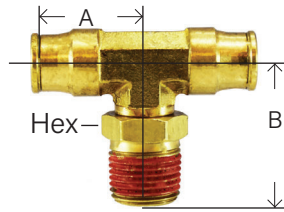


AQ71P
MQ71

PART #	TUBE O.D. X MALE NPTF	A	B	BODY SIZE	APPROX. WT. LBS.	LIST PRICE
20095	1/8" x 1/8"	0.65	0.72	0.31	0.04	---
20098	1/4" x 1/8"	0.92	0.74	0.37	0.08	---
20093	1/4" x 1/4"	0.92	0.92	0.43	0.10	---
20099	3/8" x 1/8"	0.94	0.82	0.50	0.14	---
20100	3/8" x 1/4"	0.98	0.98	0.50	0.12	---
20101	3/8" x 3/8"	1.05	1.05	0.62	0.10	---
20102	1/2" x 3/8"	1.14	1.05	0.62	0.18	---

AQ71-P

SWIVEL MALE BRANCH TEE

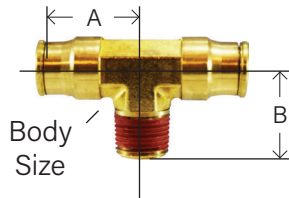


AQ72PS
MQ72S

PART #	TUBE O.D. X MALE NPTF	A	B	HEX	APPROX. WT. LBS.	LIST PRICE
20103	1/8" x 1/8"	0.65	0.81	0.31	0.04	---
20104*	5/32" x 10-32"*	0.65	0.71	0.31	0.04	---
20109	5/32" x 1/8"	0.67	0.94	0.37	0.06	---
20105	1/4" x 1/8"	0.92	0.97	0.43	0.08	---
20106	1/4" x 1/4"	0.92	1.09	0.55	0.10	---
20107	3/8" x 1/4"	0.96	1.14	0.56	0.18	---
20108	3/8" x 3/8"	0.96	1.23	0.69	0.16	---
20110	1/2" x 3/8"	1.16	1.34	0.69	0.24	---
20111	1/2" x 1/2"	1.16	1.64	0.87	0.28	---

* Furnished with gaskets

FIXED MALE BRANCH TEE



AQ72P
MQ72

PART #	TUBE O.D. X MALE NPTF	A	B	BODY SIZE	APPROX. WT. LBS.	LIST PRICE
20112	1/8" x 1/8"	0.69	0.72	0.31	0.04	---
20113	5/32" x 1/8"	0.69	0.65	0.31	0.04	---
20115	1/4" x 1/8"	0.92	0.74	0.37	0.12	---
20116	1/4" x 1/4"	0.91	0.91	0.43	0.10	---
20117	3/8" x 1/8"	0.98	0.80	0.50	0.08	---
20118	3/8" x 1/4"	0.98	0.97	0.50	0.12	---
20119	3/8" x 3/8"	0.98	0.97	0.50	0.14	---
20607	1/2" x 1/4"					
20120	1/2" x 3/8"	1.16	1.05	0.62	0.18	---

AQ72-P

SWIVEL 45° ELBOW



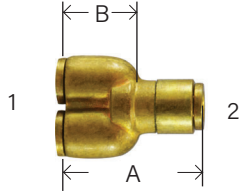
PART #	TUBE O.D. X MALE NPTF	A	B	BODY SIZE	APPROX. WT. LBS.	LIST PRICE
20139	1/4" x 1/8"					---
20140	1/4" x 1/4"					---
20141	3/8" x 1/4"					---

WARNING: This product can expose you to chemicals, including lead, which are known to the State of California to cause cancer and birth defects or other reproductive harm. For more information, visit www.P65Warnings.ca.gov

BRASS


BRASS PUSH-IN FITTINGS

BRASS FITTINGS

UNION "Y"


AQ89P

PART #	TUBE O.D. 1 X 2	A	B	APPROX. WT. LBS.	LIST PRICE
20551	5/32" x 5/32"	1.36	0.81	0.11	---
20552	1/4" x 1/8"	1.61	1.06	0.12	---
20553	1/4" x 1/4"	1.81	1.16	0.14	---

BULKHEAD UNIONAQ82P
MQ82

PART #	TUBE O.D. A	B	C	HEX	APPROX. WT. LBS.	LIST PRICE
20124	1/8"	1.12	7/16-20	0.62	0.03	---
20125	5/32"	1.12	7/16-20	0.62	0.03	---
20126	3/16"	1.27	1/2-20	0.68	0.04	---
20127	1/4"	1.69	1/2-20	0.68	0.06	---
20128	3/8"	1.69	3/4-16	0.81	0.13	---
20129	1/2"	1.85	15/16-20	1.12	0.16	---

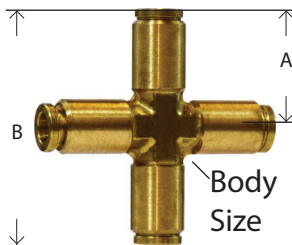
AQ82-P 6590 62PLBH KQE 12-029 50-582 282-OF 1174

FEMALE BULKHEAD UNIONAQ86P
MQ86

PART #	TUBE O.D. X FEMALE NPTF	A	HEX	APPROX. WT. LBS.	LIST PRICE
20170	1/4" x 1/8"	1.19	0.68	0.08	---
20171	1/4" x 1/4"	1.36	0.75	0.10	---
20172	3/8" x 1/4"	1.71	0.75	0.14	---

AQ86-P 1166BH

Dimension data can change without notice. Please call us when dimensions are critical.

CROSS

SIZE	SIZE	A	B	BODY SIZE	LIST PRICE
20142	1/4"	1.03	2.06	0.37	---
20143	3/8"	1.06	2.12	0.50	---


WARNING: This product can expose you to chemicals, including lead, which are known to the State of California to cause cancer and birth defects or other reproductive harm. For more information, visit www.P65Warnings.ca.gov



BRASS PUSH-IN FITTINGS

BRASS FITTINGS

REDUCER - NICKEL PLATED - TUBE OD X STUD




PART #	TUBE O.D. 1 X 2	A	B	APPROX. WT. LBS.	LIST PRICE
20510	1/8" x 1/4"	1.38	0.39	0.02	---
20511	5/32" x 1/4"	1.33	0.35	0.02	---
20512	1/4" x 3/8"	1.50	0.51	0.04	---

67PPL 286PP

MQ97

DOUBLE MALE UNION - NICKEL PLATED




PART #	TUBE O.D.	A	APPROX. WT. LBS.	LIST PRICE
20006	1/4"	1.40	0.02	---
20008	3/8"	1.81	0.02	---

(For polyurethane or other soft plastic tubing)

AQ34

PLASTIC PLUG



▪ Cored

AQ59P
MQ59

PART #	TUBE O.D.	A	APPROX. WT. LBS.	LIST PRICE
20009	5/32"	1.16	0.01	---
20010	1/4"	1.40	0.01	---
20011	3/8"	1.40	0.02	---
20013	1/2"	1.50	0.02	---
20014	5/16"			---

284PP AQ59 209-OF 1129 6900 639PL 12-004 50-526

WARNING: This product can expose you to chemicals, including lead, which are known to the State of California to cause cancer and birth defects or other reproductive harm. For more information, visit www.P65Warnings.ca.gov

BRASS

NICKEL PLATED PUSH-IN FITTINGS

BRASS FITTINGS

**NICKEL PLATED PUSH-IN FITTINGS
WITH GLOBAL THREAD**

• NPTF • BSPP • BSPT • ISO 7 • ISO 228 • G THREAD • J THREAD



- Saves time and money
- No stripped threads
- No stripped parts
- Reduce inventory

- Completely reusable
- Quick installation
- No pitch identification

Component Parts and Materials	
Body	Brass - Nickel Plated
Thrust Ring	Acetalic Resin/ Glass filled Nylon
Sleeve	Brass - Nickel Plated
Gripper Collet	Stainless Steel
Safety Ring	PA66
Lip Seal (1/8 O-Ring Seal)	NBR 70
Thread Seal	NBR 70

Max Operating Pressure: Vacuum to 290PSI.
 Min Temperature: -4°F
 Max Temperature: 176°F
 Tubing: Nylon, Polyethylene, Polyurethane.
 - For best results use 95 Durometer
 Media: Compressed air, water, vacuum

- Tolerance
 +/- .02 on all dimensions. Dimension data can change without notice. Please call us when dimensions are critical.

GLOBAL THREAD

Works With Inch or Metric Threads



“Global Thread” fittings can be assembled with female threads produced to the following standards:

Tapered NPTF
 Parallel (BSPP, BSP, ISO 7)
 Tapered (BSPT, PT, ISO 7, ISO 228)

WARNING: This product can expose you to chemicals, including lead, which are known to the State of California to cause cancer and birth defects or other reproductive harm. For more information, visit www.P65Warnings.ca.gov

NICKEL PLATED PUSH-IN FITTINGS

BRASS FITTINGS

NICKEL PLATED PUSH-IN FITTINGS


UNION CONNECTOR



PART #	TUBE O.D.	LIST PRICE
20017N	1/8"	---
20018N	5/32"	---
20016N	5/32" x 1/4"	---
20019N	1/4"	---
20015N	5/16"	---
20020N	3/8"	---
20022N	3/8" x 1/4"	---
20021N	1/2"	---
20024N	1/2" x 3/8"	---

62PL 88040

UNION TEE



PART #	TUBE O.D.	LIST PRICE
20025N	1/8"	---
20026N	5/32"	---
20028N	1/4"	---
20031N	5/16"	---
20029N	3/8"	---
20030N	1/2"	---

164PL 88230

UNION ELBOW



PART #	TUBE O.D.	LIST PRICE
20150N	1/8"	---
20151N	5/32"	---
20152N	1/4"	---
20155N	5/16"	---
20153N	3/8"	---
20154N	1/2"	---

165PL 88130

FEMALE CONNECTOR



PART #	TUBE O.D. X FEMALE NPTF	LIST PRICE
20032N	1/8" x 1/8"	---
20038N	1/8" x 1/4"	---
20034N	1/4" x 1/8"	---
20035N	1/4" x 1/4"	---
20036N	3/8" x 1/4"	---
20037N	3/8" x 3/8"	---

66PL 88030

NICKEL PLATED PUSH-IN FITTINGS

BRASS FITTINGS

MALE CONNECTOR

PART #	TUBE O.D. X MALE GLOBAL THREAD	LIST PRICE
20047N	1/8" x 10-32"	---
20048N	1/8" x 1/8"	---
20023N	1/8" x 1/4"	---
20049N	5/32" x 10-32"	---
20050N	5/32" x 1/8"	---
20046N	5/32" x 1/4"	---
20053N	1/4" x 10-32"	---
20054N	1/4" x 1/8"	---
20055N	1/4" x 1/4"	---
20056N	1/4" x 3/8"	---
20530N	5/16" x 1/8"	---
20531N	5/16" x 1/4"	---
20532N	5/16" x 3/8"	---
20057N	3/8" x 1/8"	---
20058N	3/8" x 1/4"	---
20059N	3/8" x 3/8"	---
20062N	3/8" x 1/2"	---
20841N	1/2" x 1/8"	---
20060N	1/2" x 1/4"	---
20061N	1/2" x 3/8"	---
20063N	1/2" x 1/2"	---

FIXED MALE ELBOW

PART #	TUBE O.D. X MALE NPTF	LIST PRICE
20068N	1/4" x 1/8"	---
20069N	1/4" x 1/4"	---
20072N	3/8" x 1/4"	---
20073N	3/8" x 3/8"	---

W169PLNS 8100

SWIVEL MALE ELBOW

PART #	TUBE O.D. X MALE GLOBAL THREAD	LIST PRICE
20079N	1/8" x 1/8"	---
20535N	1/8" x 1/4"	---
20076N	5/32" x 10-32"	---
20080N	5/32" x 1/8"	---
20848N	5/32" x 1/4"	---
20081N	1/4" x 1/8"	---
20082N	1/4" x 1/4"	---
20086N	1/4" x 3/8"	---
20537N	5/16" x 1/8"	---
20538N	5/16" x 1/4"	---
20539N	5/16" x 3/8"	---
20087N	3/8" x 1/8"	---
20083N	3/8" x 1/4"	---
20084N	3/8" x 3/8"	---
20088N	3/8" x 1/2"	---
20184N	1/2" x 1/4"	---
20085N	1/2" x 3/8"	---
20092N	1/2" x 1/2"	---

W169PL 87110

NICKEL PLATED PUSH-IN FITTINGS

BRASS FITTINGS

FEMALE SWIVEL ELBOW



PART #	TUBE O.D. X FEMALE NPTF	LIST PRICE
20094N	5/32" x 1/8"	---
20089N	1/4" x 1/8"	---
20090N	1/4" x 1/4"	---
20762N	3/8" x 1/8"	---
20091N	3/8" x 1/4"	---

SWIVEL MALE RUN TEE



PART #	TUBE O.D. X MALE GLOBAL THREAD	LIST PRICE
20162N	1/4" x 1/8"	---
20163N	1/4" x 1/4"	---
20164N	1/4" x 3/8"	---
20168N	3/8" x 1/4"	---
20165N	3/8" x 3/8"	---
20166N	1/2" x 3/8"	---
20167N	1/2" x 1/2"	---

W171PL 87222


SWIVEL MALE BRANCH TEE



PART #	TUBE O.D. X MALE GLOBAL THREAD	LIST PRICE
20103N	1/8" x 1/8"	---
20109N	5/32" x 1/8"	---
20105N	1/4" x 1/8"	---
20106N	1/4" x 1/4"	---
20156N	1/4" x 3/8"	---
20157N	3/8" x 1/8"	---
20107N	3/8" x 1/4"	---
20108N	3/8" x 3/8"	---
20158N	3/8" x 1/2"	---
20112N	1/2" x 1/4"	---
20110N	1/2" x 3/8"	---
20111N	1/2" x 1/2"	---

W172PL 87210

BULKHEAD UNION



PART #	TUBE O.D.	LIST PRICE
20124N	1/8"	---
20125N	5/32"	---
20127N	1/4"	---
20123N	5/16"	---
20128N	3/8"	---
20129N	1/2"	---

62PLBH 88050

NICKEL PLATED PUSH-IN FITTINGS

BRASS FITTINGS

UNION "Y"

PART #	TUBE O.D.	LIST PRICE
20553N	1/4" x 1/4"	---

662PL 88310

REDUCER

PART #	TUBE O.D. 2	TUBE O.D. 1	LIST PRICE
20510N	1/4"	1/8"	---
20511N	1/4"	5/32"	---
20512N	3/8"	1/4"	---
20513N	1/2"	1/4"	---
20514N	1/2"	3/8"	---

67PPL 88700

Also available: Nylon plug || Single banjo || Double banjo || Push fit cartridges and tools

RIGHT ANGLE FLOW CONTROL METER OUT

PART #	TUBE O.D.	MALE NPT	LIST PRICE
958PPNI-2x1032	1/4"	10-32"	---
958PPNI-2A	1/8"	1/8"	---
958PPNI-2.5x1032	5/32"	10-32"	---
958PPNI-4A	1/4"	1/4"	---
958PPNI-4B	1/4"	3/8"	---
958PPNI-6B	3/8"	3/8"	---
958PPNI-6C	3/8"	1/2"	---

WARNING: This product can expose you to chemicals, including lead, which are known to the State of California to cause cancer and birth defects or other reproductive harm. For more information, visit www.P65Warnings.ca.gov

NICKEL PLATED METRIC PUSH-IN FITTINGS

BRASS FITTINGS

NICKEL PLATED METRIC PUSH-IN FITTINGS

UNION



PART #	TUBE O.D. (MM)	TUBE O.D. (MM)	LIST PRICE
20600N	4		---
20724N	5		---
20725N	6	4	---
20601N	6		---
20726N	8	6	---
20727N	8		---
20728N	10	8	---
20603N	10		---
20729N	12	10	---
20604N	12		---
20730N	14		---

UNION TEE



PART #	TUBE O.D. (MM)	LIST PRICE
20610N	4	---
20611N	6	---
20612N	8	---
20613N	10	---
20614N	12	---
20743N	14	---

WARNING: This product can expose you to chemicals, including lead, which are known to the State of California to cause cancer and birth defects or other reproductive harm. For more information, visit www.P65Warnings.ca.gov

BRASS

NICKEL PLATED METRIC PUSH-IN FITTINGS

BRASS FITTINGS

UNION ELBOW



PART #	TUBE O.D. (MM)	LIST PRICE
20206N	4	---
20660N	6	---
20661N	8	---
20807N	10	---
20808N	12	---

UNION Y



PART #	TUBE O.D. (MM)	LIST PRICE
20813N	4	---
20814N	6	---
20815N	8	---
20746N	10	---

PLUG



PART #	TUBE O.D. (MM)	LIST PRICE
20748N	4	---
20749N	5	---
20750N	6	---
20751N	8	---
20752N	10	---
20753N	12	---

METRIC TUBE STRAIGHT MALE



PART #	TUBE O.D. (MM)	GLOBAL THREAD	LIST PRICE
20630N*	4	1/8"	---
20631N*	4	1/4"	---
20700N	5	1/8"	---
20701N	5	1/4"	---
20632N*	6	1/8"	---
20633N*	6	1/4"	---
20628N	6	3/8"	---
20629N	6	1/2"	---
20702N*	8	1/8"	---
20634N*	8	1/4"	---
20635N	8	3/8"	---
20703N	8	1/2"	---
20636N*	10	1/4"	---
20637N*	10	3/8"	---
20704N*	10	1/2"	---
20801N	12	1/4"	---
20638N*	12	3/8"	---
20705N*	12	1/2"	---
20706N	14	3/8"	---
20707N	14	1/2"	---

WARNING: This product can expose you to chemicals, including lead, which are known to the State of California to cause cancer and birth defects or other reproductive harm. For more information, visit www.P65Warnings.ca.gov



NICKEL PLATED METRIC PUSH-IN FITTINGS

BRASS FITTINGS

METRIC TUBE INTERNAL HEX



PART #	TUBE O.D. (MM)	GLOBAL THREAD	LIST PRICE
20623N	6	1/4"	---
20624N	6	1/8"	---
20625N*	6	M5	---
20626N	8	1/4"	---

METRIC TUBE SWIVEL MALE ELBOW



PART #	TUBE O.D. (MM)	GLOBAL THREAD	LIST PRICE
20708N*	4	1/8"	---
20709N*	4	1/4"	---
20710N	5	1/8"	---
20642N*	6	1/8"	---
20803N*	6	1/4"	---
20711N*	8	1/8"	---
20805N*	8	1/4"	---
20655N	8	3/8"	---
20712N	8	1/2"	---
20656N*	10	1/4"	---
20657N*	10	3/8"	---
20713N*	10	1/2"	---
20658N*	12	3/8"	---
20659N*	12	1/2"	---
20714N	14	3/8"	---
20715N	14	1/2"	---

METRIC TUBE SWIVEL MALE BRANCH TEE



PART #	TUBE O.D. (MM)	GLOBAL THREAD	LIST PRICE
20680N*	4	1/8"	---
20682N*	6	1/8"	---
20683N*	6	1/4"	---
20809N*	8	1/8"	---
20684N*	8	1/4"	---
20686N*	10	1/4"	---
20687N*	10	3/8"	---
20718N	14	3/8"	---
20719N	14	1/2"	---

BULKHEAD



PART #	TUBE O.D. (MM)	M	LIST PRICE
20732N	4	M12x1	---
20734N	6	M14x1	---
20735N	8	M16x1	---
20736N	10	M20x1	---
20737N	12	M22x1	---

WARNING: This product can expose you to chemicals, including lead, which are known to the State of California to cause cancer and birth defects or other reproductive harm. For more information, visit www.P65Warnings.ca.gov

BRASS

NICKEL PLATED WITH NICKEL COLLET

BRASS FITTINGS

UNION W/ NICKEL COLLET

PART #	TUBE O.D.	LIST
20017NIC	1/8"	
20018NIC	5/32"	
20019NIC	1/4"	
20015NIC	5/16"	
20020NIC	3/8"	
20021NIC	1/2"	

UNION TEE W/ NICKEL COLLET

PART #	TUBE O.D.	LIST
20025NIC	1/8"	
20026NIC	5/32"	
20028NIC	1/4"	
20029NIC	3/8"	
20030NIC	1/2"	

90° UNION ELBOW W/ NICKEL COLLET

PART #	TUBE O.D.	LIST
20150NIC	1/8"	
20151NIC	5/32"	
20152NIC	1/4"	
20155NIC	5/16"	
20153NIC	3/8"	
20154NIC	1/2"	

FEMALE ADAPTER W/ NICKEL COLLET

PART #	TUBE O.D.	FEMALE NPTF	LIST
20032NIC	1/8"	1/8"	
20034NIC	1/4"	1/8"	
20035NIC	1/4"	1/4"	
20036NIC	3/8"	1/4"	
20037NIC	3/8"	3/8"	

WARNING: This product can expose you to chemicals, including lead, which are known to the State of California to cause cancer and birth defects or other reproductive harm. For more information, visit www.P65Warnings.ca.gov

NICKEL PLATED WITH NICKEL COLLET

BRASS FITTINGS

MALE ADAPTER W/ NICKEL COLLET



PART #	TUBE O.D.	MALE NPTF	LIST
20047NIC	1/8"	10-32	
20048NIC	1/8"	1/8"	
20023NIC	1/8"	1/4"	
20049NIC	5/32"	10-32	
20050NIC	5/32"	1/8"	
20046NIC	5/32"	1/4"	
20053NIC	1/4"	10-32	
20054NIC	1/4"	1/8"	
20055NIC	1/4"	1/4"	
20056NIC	1/4"	3/8"	
20530NIC	5/16"	1/8"	
20531NIC	5/16"	1/4"	
20532NIC	5/16"	3/8"	
20057NIC	3/8"	1/8"	
20058NIC	3/8"	1/4"	
20059NIC	3/8"	3/8"	
20062NIC	3/8"	1/2"	
20060NIC	1/2"	1/4"	
20061NIC	1/2"	3/8"	
20063NIC	1/2"	1/2"	

90° MALE ELBOW SWIVEL W/ NICKEL COLLET



PART #	TUBE O.D.	MALE NPTF	LIST
20079NIC	1/8"	1/8"	
20535NIC	1/8"	1/4"	
20076NIC	5/32"	10-32	
20080NIC	5/32"	1/8"	
20081NIC	1/4"	1/8"	
20082NIC	1/4"	1/4"	
20086NIC	1/4"	3/8"	
20538NIC	5/16"	1/4"	
20539NIC	5/16"	3/8"	
20087NIC	3/8"	1/8"	
20083NIC	3/8"	1/4"	
20084NIC	3/8"	3/8"	
20088NIC	3/8"	1/2"	
20184NIC	1/2"	1/4"	
20085NIC	1/2"	3/8"	
20092NIC	1/2"	1/2"	

WARNING: This product can expose you to chemicals, including lead, which are known to the State of California to cause cancer and birth defects or other reproductive harm. For more information, visit www.P65Warnings.ca.gov

BRASS

NICKEL PLATED WITH NICKEL COLLET

BRASS FITTINGS

MALE RUN TEE SWIVEL W/ NICKEL COLLET

PART #	TUBE O.D.	MALE NPTF	LIST
20160NIC	1/8"	1/8"	
20162NIC	1/4"	1/8"	
20163NIC	1/4"	1/4"	
20164NIC	3/8"	1/4"	

MALE BRANCH TEE SWIVEL W/ NICKEL COLLET

PART #	TUBE O.D.	MALE NPTF	LIST
20103NIC	1/8"	1/8"	
20105NIC	1/4"	1/8"	
20106NIC	1/4"	1/4"	
20107NIC	3/8"	1/4"	
20108NIC	3/8"	3/8"	

BULKHEAD UNION W/ NICKEL COLLET

PART #	TUBE O.D.	LIST
20125NIC	5/32"	
20127NIC	1/4"	
20123NIC	5/16"	
20128NIC	3/8"	
20129NIC	1/2"	

METRIC N/P W/NICKEL COLLET**METRIC UNION W/ NICKEL COLLET**

PART #	TUBE O.D. (MM)	LIST
20600NIC	4	
20601NIC	6	
20727NIC	8	
20603NIC	10	
20604NIC	12	

METRIC UNION TEE W/ NICKEL COLLET

PART #	TUBE O.D. (MM)	LIST
20611NIC	6	
20612NIC	8	
20613NIC	10	
20614NIC	12	

WARNING: This product can expose you to chemicals, including lead, which are known to the State of California to cause cancer and birth defects or other reproductive harm. For more information, visit www.P65Warnings.ca.gov



NICKEL PLATED WITH NICKEL COLLET

BRASS FITTINGS

METRIC 90° UNION ELBOW W/ NICKEL COLLET




PART #	TUBE O.D. (MM)	LIST
20206NIC	4	
20660NIC	6	
20661NIC	8	
265PPNIC-10MM	10	
265PPNIC-12MM	12	
20743NIC	14	

METRIC MALE CONNECTOR W/ NICKEL COLLET



PART #	TUBE O.D. (MM)	MALE BSPT	LIST
20630NIC	4	1/8	
20631NIC	4	1/4	
20632NIC	6	1/8	
20633NIC	6	1/4	
20702NIC	8	1/8	
20634NIC	8	1/4	
20635NIC	8	3/8	
20636NIC	10	1/4	
20637NIC	10	3/8	
20801NIC	12	1/4	

METRIC 90° MALE ELBOW SWIVEL W/ NICKEL COLLET



PART #	TUBE O.D. (MM)	MALE BSPT	LIST
20710NIC	4	1/8	
20709NIC	4	1/4	
20859NIC	6	M5	
20642NIC	6	1/8	
20803NIC	6	1/4	
20702NIC	8	1/8	
20805NIC	8	1/4	
20655NIC	8	3/8	
20656NIC	10	1/4	
20657NIC	10	3/8	

WARNING: This product can expose you to chemicals, including lead, which are known to the State of California to cause cancer and birth defects or other reproductive harm. For more information, visit www.P65Warnings.ca.gov

BRASS

STAINLESS STEEL PUSH IN FITTINGS

BRASS FITTINGS

UNION STAINLESS STEEL

PART #	TUBE O.D.	LIST
20019SS	1/4"	
20015SS	5/16"	
20020SS	3/8"	
20021SS	1/2"	
20022SS	3/8" x 1/4"	
20515SS	5/16" x 1/4"	
20516SS	3/8" x 5/16"	

UNION TEE STAINLESS STEEL

PART #	TUBE O.D.	LIST
20028SS	1/4"	
20029SS	3/8"	
20030SS	1/2"	
20029R64SS	3/8" x 1/4"	

90° UNION ELBOW STAINLESS STEEL

PART #	TUBE O.D.	LIST
20151SS	5/32"	
20152SS	1/4"	
20155SS	5/16"	
20153SS	3/8"	
20154SS	1/2"	

MALE CONNECTOR STAINLESS STEEL

PART #	TUBE O.D.	MALE NPTF	LIST
20054SS	1/4"	1/8"	
20055SS	1/4"	1/4"	
20056SS	1/4"	3/8"	
20058SS	3/8"	1/4"	
20059SS	3/8"	3/8"	
20060SS	1/2"	1/4"	
20061SS	1/2"	3/8"	
20063SS	1/2"	1/2"	

90° MALE ELBOW SWIVEL STAINLESS STEEL

PART #	TUBE O.D.	MALE NPTF	LIST
20081SS	1/4"	1/8"	
20082SS	1/4"	1/4"	
20086SS	1/4"	3/8"	
20538SS	5/16"	1/4"	
20087SS	3/8"	1/8"	
20083SS	3/8"	1/4"	
20084SS	3/8"	3/8"	
20092SS	1/2"	1/2"	

WARNING: This product can expose you to chemicals, including lead, which are known to the State of California to cause cancer and birth defects or other reproductive harm. For more information, visit www.P65Warnings.ca.gov

COMPOSITE BODY PUSH-IN FITTINGS

BRASS FITTINGS

COMPOSITE BODY PUSH-IN FITTINGS



SPECIFICATIONS	
Fluid admitted	Air
Working pressure range	0-150 PSI (10BAR)
Min. Burst pressure	340PSI (23BAR)
Working Temperature range	0°F ~160°F

MATERIALS OF CONSTRUCTION:		
1	Body	Composite Polyacetal (hemopolymer,copolymer)
2	Body	Brass
3	Tube Release	Acetal Resin
4	Retainer	Brass
5	Gripper Ring	Stainless Steel
6	Spacer	Brass
7	O-Ring	NBR 70
8	Threads	Brass w/ white sealant

The latest generation of composite material is used in the body construction in addition to brass on threaded components and stainless steel on the tube gripper.

- Tolerance
+/- .02 on all dimensions. Dimension data can change without notice. Please call us when dimensions are critical.

WARNING: This product can expose you to chemicals, including lead, which are known to the State of California to cause cancer and birth defects or other reproductive harm. For more information, visit www.P65Warnings.ca.gov

BRASS

COMPOSITE BODY PUSH-IN FITTINGS

BRASS FITTINGS

UNION



PART #	TUBE O.D.	APPROX. WT. LBS.	LIST PRICE
20017C	1/8"	0.01	---
20018C	5/32"	0.01	---
20001C	3/16"	0.01	---
20019C	1/4"	0.01	---
20015C	5/16"	0.01	---
20020C	3/8"	0.02	---
20021C	1/2"	0.03	---
20002C	1/4" x 1/8"		---
20016C	1/4" x 5/32"	0.01	---
20515C	5/16" x 1/4"	0.01	---
20022C	3/8" x 1/4"	0.01	---
20516C	3/8" x 5/16"	0.02	---
20024C	1/2" x 3/8"	0.03	---

PQ62P

UNION TEE



PART #	TUBE O.D.	APPROX. WT. LBS.	LIST PRICE
20025C	1/8"	0.01	---
20026C	5/32"	0.01	---
20027C	3/16"	0.02	---
20028C	1/4"	0.02	---
20031C	5/16"	0.02	---
20029C	3/8"	0.02	---
20030C	1/2"	0.08	---

PQ64P

90° UNION ELBOW



PART #	TUBE O.D.	APPROX. WT. LBS.	LIST PRICE
20150C	1/8"	0.01	---
20151C	5/32"	0.01	---
20149C	3/16"	0.01	---
20152C	1/4"	0.02	---
20155C	5/16"	0.02	---
20153C	3/8"	0.02	---
20154C	1/2"	0.02	---

PQ65P

UNION "Y" CONNECTOR



PART #	TUBE O.D.	APPROX. WT. LBS.	LIST PRICE
20551C	5/32"	0.01	---
20553C	1/4"	0.02	---
20182C	5/16"	0.02	---
20555C	3/8"	0.02	---
20185C	1/2"	0.07	---

PQ89P

FEMALE CONNECTOR

• Brass



PART #	TUBE O.D.	FEMALE NPT	APPROX. WT. LBS.	LIST PRICE
20034C	1/4"	1/8"	0.02	---
20035C	1/4"	1/4"	0.04	---
20507C	3/8"	1/8"		---
20036C	3/8"	1/4"	0.04	---
20037C	3/8"	3/8"	0.06	---

PQ66P

WARNING: This product can expose you to chemicals, including lead, which are known to the State of California to cause cancer and birth defects or other reproductive harm. For more information, visit www.P65Warnings.ca.gov




COMPOSITE BODY PUSH-IN FITTINGS

BRASS FITTINGS

MALE CONNECTOR

- Nickel Plated



N/P push-in fittings

PART #	TUBE O.D.	MALE NPT	APPROX. WT. LBS.	LIST PRICE
20047C	1/8"	10-32"		---
20045C	1/8"	1/16"		---
20048C	1/8"	1/8"		---
20223C	1/8"	1/4"		---
20052C	3/16"	1/8"		---
20052C34	3/16"	1/4"		---
20050C	5/32"	1/8"	0.02	---
20050C5332	5/32"	10-32"		---
20050C534	5/32"	1/4"		---
20053C	1/4"	10-32"	0.02	---
20054C	1/4"	1/8"	0.02	---
20055C	1/4"	1/4"	0.02	---
20056C	1/4"	3/8"	0.04	---
20530C	5/16"	1/8"	0.05	---
20531C	5/16"	1/4"	0.05	---
20532C	5/16"	3/8"		---
20057C	3/8"	1/8"	0.05	---
20058C	3/8"	1/4"	0.06	---
20059C	3/8"	3/8"	0.06	---
20062C	3/8"	1/2"	0.08	---
20060C	1/2"	1/4"	0.06	---
20061C	1/2"	3/8"	0.08	---
20063C	1/2"	1/2"	0.10	---

PQ68P

SWIVEL MALE ELBOW

- Swivels for installation only.
- Not a live swivel



* Global Thread

PART #	TUBE O.D.	MALE NPT	APPROX. WT. LBS.	LIST PRICE
20079C	1/8"	1/8"	0.01	---
20535C*	1/8"	1/4"	0.01	---
20517C*	3/16"	1/4"	0.01	---
20080C*	5/32"	1/8"	0.01	---
20077C*	5/32"	1/4"	0.01	---
20049C*	5/32"	10/32"	0.01	---
20078C	1/4"	10-32	0.01	---
20081C	1/4"	1/8"	0.02	---
20082C	1/4"	1/4"	0.04	---
20086C	1/4"	3/8"	0.06	---
20518C*	1/4"	1/2"	0.07	---
20537C	5/16"	1/8"	0.04	---
20538C	5/16"	1/4"	0.04	---
20539C*	5/16"	3/8"	0.06	---
20087C	3/8"	1/8"	0.04	---
20083C	3/8"	1/4"	0.08	---
20084C	3/8"	3/8"	0.10	---
20088C	3/8"	1/2"	0.12	---
20184C	1/2"	1/4"	0.14	---
20085C	1/2"	3/8"	0.16	---
20092C*	1/2"	1/2"	0.18	---

PQ69PS

FEMALE SWIVEL ELBOWS

- Swivels for installation only.
- Not a live swivel



PART #	TUBE O.D.	FEMALE NPT	APPROX. WT. LBS.	LIST PRICE
20089C	1/4"	1/8"	0.05	---
20090C	1/4"	1/4"	0.06	---
20591C	1/4"	3/8"	0.07	---
20091C	3/8"	1/4"	0.10	---
20595C	3/8"	3/8"	0.14	---
20596C	3/8"	1/2"	0.15	---
20597C	1/2"	3/8"	0.20	---
20598C	1/2"	1/2"	0.23	---

WARNING: This product can expose you to chemicals, including lead, which are known to the State of California to cause cancer and birth defects or other reproductive harm. For more information, visit www.P65Warnings.ca.gov

BRASS

COMPOSITE BODY PUSH-IN FITTINGS

BRASS FITTINGS

45° SWIVELS

- Swivels for installation only.
- Not a live swivel



PART #	TUBE O.D.	MALE NPT	APPROX. WT. LBS.	LIST PRICE
20139C	1/4"	1/8"	0.04	---
20140C	1/4"	1/4"	0.05	---

SWIVEL MALE RUN TEE

- Swivels for installation only.
- Not a live swivel



* Global Thread

PART #	TUBE O.D.	MALE NPT	APPROX. WT. LBS.	LIST PRICE
20160C*	1/8"	1/8"	0.03	---
20162C	1/4"	1/8"	0.04	---
20163C	1/4"	1/4"	0.04	---
20099C	3/8"	1/8"	0.06	---
20100C	3/8"	1/4"	0.08	---
20165C	3/8"	3/8"	0.10	---
20166C	1/2"	3/8"	0.14	---
20167C	1/2"	1/2"	0.16	---

PQ71PS

SWIVEL MALE BRANCH TEE


- Swivels for installation only.
- Not a live swivel



* Global Thread

PART #	TUBE O.D.	MALE NPT	APPROX. WT. LBS.	LIST PRICE
20103C*	1/8"	1/8"	0.02	---
20519C*	1/8"	1/4"	0.03	---
20109C*	5/32"	1/8"	0.02	---
20135C*	5/32"	1/4"	0.03	---
20104C*	5/32"	10/32"	0.03	---
20105C	1/4"	1/8"	0.04	---
20106C	1/4"	1/4"	0.06	---
20121C	1/4"	3/8"	0.08	---
20136C*	5/16"	1/8"	0.04	---
20137C*	5/16"	1/4"	0.05	---
20832C*	5/16"	3/8"	0.06	---
20107C62	3/8"	1/8"		---
20107C	3/8"	1/4"	0.10	---
20108C	3/8"	3/8"	0.12	---
20158C*	3/8"	1/2"	0.14	---
20138C*	1/2"	1/4"	0.14	---
20110C	1/2"	3/8"	0.16	---
20111C	1/2"	1/2"	0.21	---

PQ72PS

BULKHEAD UNION

PART #	TUBE O.D.	APPROX. WT. LBS.	LIST PRICE
20127C	1/4"	0.04	---
20128C	3/8"	0.06	---
20129C	1/2"	0.10	---


PQ82P

WARNING: This product can expose you to chemicals, including lead, which are known to the State of California to cause cancer and birth defects or other reproductive harm. For more information, visit www.P65Warnings.ca.gov

COMPOSITE BODY PUSH-IN FITTINGS

BRASS FITTINGS

BULKHEAD FEMALES



PART #	TUBE O.D.	FEMALE NPTF	APPROX. WT. LBS.	LIST PRICE
20171C	1/4"	1/4"	0.04	---

SWIVEL "Y" CONNECTOR



PART #	TUBE O.D.	MALE NPT	APPROX. WT. LBS.	LIST PRICE
20187C	1/4"	1/8"	0.02	---
20557C	1/4"	1/4"	0.02	---
20188C	3/8"	1/4"	0.04	---
20189C	3/8"	3/8"	0.04	---
20194C	1/2"	3/8"	0.06	---
20195C	1/2"	1/2"	0.09	---

• Swivels for installation only. • Not a live swivel

PQ88PS


IN-LINE NEEDLE VALVE



PART #	TUBE O.D.	APPROX. WT. LBS.	LIST PRICE
20487C	1/4"	0.04	---
20488C	5/16"	0.05	---
20489C	3/8"	0.06	---
20490C	1/2"		---

PQ310C

RIGHT ANGLE FLOW CONTROL METER IN



- Marked w/V
- Free flow out

PART #	TUBE O.D.	MALE NPT	APPROX. WT. LBS.	LIST PRICE
20727C	1/4"	1/8"	0.04	---
20728C	1/4"	1/4"	0.04	---
20780C	3/8"	1/4"	0.06	---
20781C	3/8"	3/8"	0.06	---
20782C	1/2"	1/2"	0.10	---

- Free flow out

JPQ


WARNING: This product can expose you to chemicals, including lead, which are known to the State of California to cause cancer and birth defects or other reproductive harm. For more information, visit www.P65Warnings.ca.gov

BRASS

COMPOSITE BODY PUSH-IN FITTINGS

BRASS FITTINGS

RIGHT ANGLE FLOW CONTROL METER OUT



PART #	TUBE O.D.	MALE NPT	APPROX. WT. LBS.	LIST PRICE
20785C2510S	5/32"	10-32"		---
20785C252	5/32"	1/8"		---
20785C410S	1/4"	10-32"		---
20785C	1/4"	1/8"	0.04	---
20786C	1/4"	1/4"	0.04	---
20785C46	1/4"	3/8"		---
20787C	3/8"	1/4"	0.06	---
20788C	3/8"	3/8"	0.06	---
20789C	1/2"	1/2"	0.10	---

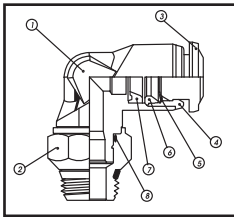
UNION STRAIGHT HAND VALVE - HVU



PART #	TUBE O.D.	APPROX. WT. LBS.	LIST PRICE
320PPC-4	1/4"	0.05	---
320PPC-6	3/8"	0.09	---
320PPC-8	1/2"	0.10	---

METRIC COMPOSITE BODY PUSH-IN FITTINGS

Technical Characteristics



PART 1	BODY	COMPOSITE
PART 2	BODY	NICKEL PLATED BRASS
PART 3	TUBE RELEASE	ACETAL RESIN
PART 4	RETAINER	NICKEL PLATED BRASS
PART 5	GRIPPER RING	STAINLESS STEEL
PART 6	SPACER	COMPOSITE
PART 7	THREAD PACKING	NBR 70
PART 8	O-RING	NBR 70
PART 9	THREAD SEAL	NBR70

Operating Range

Pressure: 0 to 220 PSI (15 bar)

Vacuum: 0 to 29hg (-.99 bar)

Temperature

-50°F to + 175°F (-45°C to + 80°C)

Media

Compressed air.

Non-toxic fluids (water)

Materials

The latest generation of composite material is used in the body construction in addition to nickel-plated brass on threaded components and stainless steel on the tube gripper.

PART #	TUBE O.D. (MM)	LIST PRICE
20600	4	---
20601	6	---
20602	8	---
20603	10	---
20604	12	---
20730C	14	---

UNION



WARNING: This product can expose you to chemicals, including lead, which are known to the State of California to cause cancer and birth defects or other reproductive harm. For more information, visit www.P65Warnings.ca.gov



METRIC COMPOSITE BODY PUSH-IN FITTINGS

BRASS FITTINGS

UNION TEE



PART #	TUBE O.D. (MM)	LIST PRICE
20610	4	---
20611	6	---
20612	8	---
20613	10	---
20614	12	---
20861	14	---

3104

UNION ELBOW



PART #	TUBE O.D. (MM)	LIST PRICE
20806	4	---
20660	6	---
20661	8	---
20807	10	---
20808	12	---
20740	14	---

3102

MALE ADAPTER



PART #	TUBE OD (MM)	MALE BSPT	LIST PRICE
20630	4	1/8"	---
20631	4	1/4"	---
20632	6	1/8"	---
20633	6	1/4"	---
20702C	8	1/8"	---
20634	8	1/4"	---
20635	8	3/8"	---
20636	10	1/4"	---
20637	10	3/8"	---
20637C108	10	1/2"	---
20801	12	1/4"	---
20638	12	3/8"	---
20638C128	12	1/2"	---

3175

SWIVEL ELBOW



* Global Thread

PART #	TUBE OD (MM)	MALE BSPT	LIST PRICE
20690*	4	M5	---
20856*	4	1/8"	---
20855*	4	1/4"	---
20857*	5	1/8"	---
20859*	6	M5	---
20642	6	1/8"	---
20803	6	1/4"	---
20698*	6	3/8"	---
20699*	6	1/2"	---
20711*	8	1/8"	---
20805	8	1/4"	---
20655	8	3/8"	---
20712	8	1/2"	---
20656	10	1/4"	---
20657	10	3/8"	---
20713	10	1/2"	---
20790	12	1/4"	---
20658	12	3/8"	---
20659	12	1/2"	---

WARNING: This product can expose you to chemicals, including lead, which are known to the State of California to cause cancer and birth defects or other reproductive harm. For more information, visit www.P65Warnings.ca.gov

BRASS

METRIC COMPOSITE BODY PUSH-IN FITTINGS

BRASS FITTINGS

SWIVEL BRANCH TEE

* Global Thread

PART #	TUBE OD (MM)	MALE BSPT	LIST PRICE
20680	4	1/8"	---
20682	6	1/8"	---
20683	6	1/4"	---
20809	8	1/8"	---
20684	8	1/4"	---
20685	8	3/8"	---
20686	10	1/4"	---
20687	10	3/8"	---
20810	10	1/2"	---
20688	12	3/8"	---
20689	12	1/2"	---


SWIVEL RUN TEE

* Global Thread

PART #	TUBE OD (MM)	MALE BSPT	LIST PRICE
20672	6	1/8"	---
20673	6	1/4"	---
20811	8	1/8"	---
20674	8	1/4"	---
20676	10	1/4"	---
20677	10	3/8"	---

UNION WYE

PART #	TUBE OD (MM)	LIST PRICE
20813	4	---
20814	6	---
20815	8	---
20746	10	---
20802	12	---

SWIVEL MALE WYE

* Global Thread

PART #	TUBE OD (MM)	GLOBAL THREAD	LIST PRICE
20816	4	1/8"	---
20817*	6	1/8"	---
20818	6	1/4"	---
20820*	8	1/4"	---


RIGHT ANGLE FLOW CONTROL METER OUT

PART #	TUBE OD (MM)	GLOBAL THREAD	LIST PRICE
20794C42	4	1/8	---
20797C4M5	4	M5 x .08	---
20795C62	6	1/8	---
20795C64	6	1/4	---
20795C6M5	6	M5 x .08	---

WARNING: This product can expose you to chemicals, including lead, which are known to the State of California to cause cancer and birth defects or other reproductive harm. For more information, visit www.P65Warnings.ca.gov



D.O.T. PUSH-IN TUBE FITTINGS



Meets D.O.T. FMVSS 571.106 SAE J1131 Air Brake System Requirements

Benefits for Cost Savings & Engineering Project

- Fast assembly: No tools required. Simply push tubing in. Saves up to 75% of assembly time compared to standard air compression fittings. No loose parts to handle.
- Fast disconnect: Hold the collet collar with two fingers and pull out tube. No tools required.
- Reusable: Can be connected and disconnected several times.
- Reliable sealing: Using recommended tubing, full sealing is guaranteed.
- Versatility: Buna N O'ring standard. Viton and others available per request. Secure tube retention. Pulling on tubing only serves to tighten the connection.
- Pre-Applied Teflon® based pipe sealant on all male pipe threads, saving customer additional labor.
- Full Flow Design, provides more flow area than conventional fittings with internal tube supports even in the swivels.

DOT Fittings are constructed with an all brass captive eyelet which allows for maximum flow. The brass captive eyelet with extended length is floating and has a machined top end radius for easy installation of tubing. All male threads have a pre-applied Teflon® based pipe sealant to provide for easy assembly and leak proof seal.

- Materials:
 - Brass
- "O" Ring: Buna - Nitrile (90 Durometer)
 - EP (Ethylene Propylene)
- Working Pressures & Temperature Ranges
 - Vacuum to 150 PSI
 - 40°F to 200°F (-40°C to +93°C)

Dimension data can change without notice. Please check when dimensions are critical.

D.O.T. PUSH-IN

BRASS FITTINGS

PLUG

AQ59DOT


PART #	TUBE O.D.	APPROX. WT. LBS.	LIST PRICE
595320	5/32"	0.01	---
590400	1/4"	0.02	---
590600	3/8"	0.02	---
590800	1/2"	0.04	---

1829 DQ59DOT 639PMT

UNIONAQ62DOT
DQ62


PART #	TUBE O.D.	APPROX. WT. LBS.	LIST PRICE
620532	5/32"	0.06	---
620400	1/4"	0.06	---
620600	3/8"	0.13	---
620604	3/8" x 1/4"	0.15	---
620800	1/2"	0.19	---
621000	5/8"	0.30	---
621200	3/4"	0.44	---

AQ62DOT 62PMT 1862 DQ62DOT


UNION TEEAQ64DOT
DQ64

PART #	TUBE O.D.	APPROX. WT. LBS.	LIST PRICE
640400	1/4"	0.09	---
640600	3/8"	0.16	---
640800	1/2"	0.25	---
641000	5/8"	0.32	---
641200	3/4"	0.36	---
640509	3/8" x 1/4"		

AQ64DOT 164 PMT 1864 DQ64DOT

UNION ELBOWAQ65DOT
DQ65

PART #	TUBE O.D.	APPROX. WT. LBS.	LIST PRICE
655320	5/32"	0.03	---
650300	3/16"		---
650400	1/4"	0.06	---
650600	3/8"	0.12	---
650800	1/2"	0.18	---

FEMALE CONNECTORAQ66DOT
DQ66

PART #	TUBE O.D. X FEMALE NPTF	APPROX. WT. LBS.	LIST PRICE
660402	1/4" x 1/8"	0.06	---
660404	1/4" x 1/4"	0.10	---
660602	3/8" x 1/8"	0.11	---
660604	3/8" x 1/4"	0.11	---
660606	3/8" x 3/8"	0.17	---
660804	1/2" x 1/4"	0.14	---
660806	1/2" x 3/8"	0.16	---
660808	1/2" x 1/2"	0.25	---


AQ66DOT 66PMT 1866 DQ66DOT

WARNING: This product can expose you to chemicals, including lead, which are known to the State of California to cause cancer and birth defects or other reproductive harm. For more information, visit www.P65Warnings.ca.gov

D.O.T. PUSH-IN

BRASS FITTINGS

MALE CONNECTOR




AQ68DOT
DQ68

PART #	TUBE O.D. X MALE NPTF	APPROX. WT. LBS.	LIST PRICE
685320	5/32" x 10/32"	0.02	---
685321	5/32" x 1/16"	0.02	---
685322	5/32" x 1/8"	0.02	---
680300	3/16" x 1/16"		---
680302	3/16" x 1/8"	0.02	---
680421	1/4" x 1/16"	0.02	---
680402	1/4" x 1/8"	0.03	---
680404	1/4" x 1/4"	0.04	---
680406	1/4" x 3/8"	0.07	---
680602	3/8" x 1/8"	0.06	---
680604	3/8" x 1/4"	0.07	---
680606	3/8" x 3/8"	0.06	---
680608	3/8" x 1/2"	0.13	---
680804	1/2" x 1/4"	0.11	---
680806	1/2" x 3/8"	0.12	---
680808	1/2" x 1/2"	0.14	---
681006	5/8" x 3/8"	0.18	---
681008	5/8" x 1/2"	0.18	---
681208	3/4" x 1/2"	0.20	---
681212	3/4" x 3/4"	0.20	---

AQ68DOT 68PM 1868 DQ68DOT 68PMT

MALE ELBOW




Forged
AQ69DOT
DQ69

PART #	TUBE O.D. X MALE NPTF	APPROX. WT. LBS.	LIST PRICE
695302	5/32" x 1/16"	0.03	---
695322	5/32" x 1/8"	0.03	---
690302	3/16" x 1/8"	0.03	---
690402	1/4" x 1/8"	0.08	---
690404	1/4" x 1/4"	0.06	---
690406	1/4" x 3/8"	0.11	---
690602	3/8" x 1/8"	0.08	---
690604	3/8" x 1/4"	0.09	---
690606	3/8" x 3/8"	0.11	---
690608	3/8" x 1/2"	0.20	---
690804	1/2" x 1/4"	0.22	---
690806	1/2" x 3/8"	0.22	---
690808	1/2" x 1/2"	0.24	---
691006	5/8" x 3/8"	0.30	---
691008	5/8" x 1/2"	0.32	---
691208	3/4" x 1/2"	0.32	---
691212	3/4" x 3/4"	0.34	---

AQ69DOT 169PMTNS 1869 DQ69DOT

MALE SWIVEL ELBOW



Forged
AQ62DOTS
DQ69S

PART #	TUBE O.D. X MALE NPTF	APPROX. WT. LBS.	LIST PRICE
695322S	5/32" x 1/8"	0.07	---
690402S	1/4" x 1/8"	0.06	---
690404S	1/4" x 1/4"	0.10	---
690406S	1/4" x 3/8"	0.10	---
690602S	3/8" x 1/8"	0.10	---
690604S	3/8" x 1/4"	0.11	---
690606S	3/8" x 3/8"	0.12	---
690608S	3/8" x 1/2"	0.20	---
690804S	1/2" x 1/4"	0.16	---
690806S	1/2" x 3/8"	0.18	---
690808S	1/2" x 1/2"	0.26	---
691006S	5/8" x 3/8"	0.28	---
691008S	5/8" x 1/2"	0.30	---
691208S	3/4" x 1/2"	0.50	---
691212S	3/4" x 3/4"	0.56	---

AQ69DOTS 169PMT 1869 DQ69DOTS

D.O.T. PUSH-IN

BRASS FITTINGS

FEMALE ELBOW

Forged

AQ70DOTS
DQ70


PART #	TUBE O.D. X FEMALE NPTF	APPROX. WT. LBS.	LIST PRICE
700402	1/4" x 1/8"	0.06	---
700404	1/4" x 1/4"	0.10	---
700604	3/8" x 1/4"	0.12	---
700606	3/8" x 3/8"	0.17	---
700806	1/2" x 3/8"	0.26	---
700808	1/2" x 1/2"	0.30	---

AQ70DOTS 1870 DQ70DOTS 170PMTNS

FEMALE SWIVEL ELBOW

AQ70DOTS

PART #	TUBE O.D. X FEMALE NPTF	LIST PRICE
700404S	1/4" x 1/4"	---


MALE RUN TEE

Forged

AQ71DOT
DQ71

PART #	TUBE O.D. X MALE NPTF (1 X 3) X 2	APPROX. WT. LBS.	LIST PRICE
710402	1/4" x 1/8"	0.06	---
710404	1/4" x 1/4"	0.08	---
710604	3/8" x 1/4"	0.20	---
71060404	(3/8" x 1/4") x 1/4"	0.20	---
710606	3/8" x 3/8"	0.17	---
710608	3/8" x 1/2"	0.14	---
710806	1/2" x 3/8"	0.28	---

AQ71DOT 171PMTNS 1871 DQ71DOT

MALE SWIVEL RUN TEE

Forged

AQ71DOTS
DQ71S

PART #	TUBE O.D. X MALE NPTF	APPROX. WT. LBS.	LIST PRICE
710402S	1/4" x 1/8"	0.09	---
710404S	1/4" x 1/4"	0.11	---
710604S	3/8" x 1/4"	0.15	---
710606S	3/8" x 3/8"	0.14	---
710804S	1/2" x 1/4"	0.24	---
710806S	1/2" x 3/8"	0.24	---
710808S	1/2" x 1/2"	0.30	---


AQ71DOTS 171PMT 1871 DQ71DOTS

WARNING: This product can expose you to chemicals, including lead, which are known to the State of California to cause cancer and birth defects or other reproductive harm. For more information, visit www.P65Warnings.ca.gov

D.O.T. PUSH-IN

BRASS FITTINGS

MALE 45° ELBOW




Forged
AQ54DOT
DQ54

PART #	TUBE O.D. X MALE NPTF	APPROX. WT. LBS.	LIST PRICE
540402	1/4" x 1/8"	0.06	---
540404	1/4" x 1/4"	0.06	---
540602	3/8" x 1/8"	0.08	---
540604	3/8" x 1/4"	0.09	---
540606	3/8" x 3/8"	0.11	---
540608	3/8" x 1/2"	0.15	---
540804	1/2" x 1/4"	0.13	---
540806	1/2" x 3/8"	0.16	---
540808	1/2" x 1/2"	0.18	---
541006	5/8" x 3/8"	0.22	---
541008	5/8" x 1/2"	0.21	---
541208	3/4" x 1/2"	0.28	---
541212	3/4" x 3/4"	0.32	---

AQ54DOT 179MTNS 1880 DQ54DOT

MALE 45° SWIVEL ELBOW




AQ54DOTS
DQ54S

PART #	TUBE O.D. X MALE NPTF	APPROX. WT. LBS.	LIST PRICE
540402S	1/4" x 1/8"	0.06	---
540404S	1/4" x 1/4"	0.09	---
540602S	3/8" x 1/8"	0.10	---
540604S	3/8" x 1/4"	0.11	---
540606S	3/8" x 3/8"	0.13	---
540608S	3/8" x 1/2"		---
540804S	1/2" x 1/4"	0.14	---
540806S	1/2" x 3/8"	0.16	---
540808S	1/2" x 1/2"	0.18	---
541008S	5/8" x 1/2"	0.24	---

AQ54DOTS 179PMT 1880 DQ54DOTS

MALE BRANCH TEE



Forged
AQ72DOT
DQ72

PART #	TUBE O.D. X MALE NPTF (1 X 2) X 3	APPROX. WT. LBS.	LIST PRICE
720302	3/16" x 1/8"	0.07	---
720402	1/4" x 1/8"	0.10	---
720404	1/4" x 1/4"	0.10	---
720604	3/8" x 1/4"	0.14	---
72060404	(3/8" x 1/4") x 1/4"	0.20	---
720606	3/8" x 3/8"	0.15	---
720804	1/2" x 1/4"	0.20	---
720806	1/2" x 3/8"	0.24	---
720808	1/2" x 1/2"	0.32	---


AQ72DOT 172PMTNS 1872 DQ72DOT

WARNING: This product can expose you to chemicals, including lead, which are known to the State of California to cause cancer and birth defects or other reproductive harm. For more information, visit www.P65Warnings.ca.gov

BRASS


D.O.T. PUSH-IN

BRASS FITTINGS


MALE SWIVEL BRANCH TEEAQ72DOTS
DQ72S

PART #	TUBE O.D. X MALE NPTF	APPROX. WT. LBS.	LIST PRICE
720402S	1/4" x 1/8"	0.12	---
720404S	1/4" x 1/4"	0.14	---
720602S	3/8" x 1/8"	0.19	---
720604S	3/8" x 1/4"	0.15	---
720606S	3/8" x 3/8"	0.17	---
720804S	1/2" x 1/4"	0.30	---
720806S	1/2" x 3/8"	0.34	---
720808S	1/2" x 1/2"	0.22	---

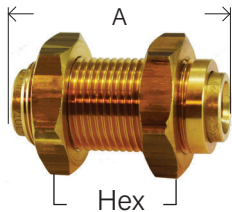
AQ72DOTS 172PMT 1872 DQ72DOTS

FEMALE BRANCH TEEAQ77DOT
DQ77

(RUN) BRANCH		
PART #	(1 & 2) X 3	LIST PRICE
770402	1/4" x 1/8"	---
770404	1/4" x 1/4"	---
770604	3/8" x 1/4"	---


GLADHAND BULKHEAD CONNECTOR

TUBE OD X MALE NPTF		
PART #	SIZE	LIST PRICE
830808	1/2" x 1/2"	---

BULKHEAD UNIONAQ82DOT
DQ82

PART #	TUBE O.D.	APPROX. WT. LBS.	LIST PRICE
820400	1/4"	0.16	---
820600	3/8"	0.21	---
820800	1/2"	0.14	---
821000	5/8"	0.30	---

AQ82DOT 62PMTBH 1874 DQ82DOT

FEMALE BULKHEAD UNIONAQ86DOT
DQ86

PART #	TUBE O.D. X FEMALE NPTF	APPROX. WT. LBS.	LIST PRICE
860402	1/4" x 1/8"	0.08	---
860404	1/4" x 1/4"	0.10	---
860604	3/8" x 1/4"	0.14	---
860606	3/8" x 3/8"	0.31	---
860808	1/2" x 1/2"	0.32	---

AQ86DOT 1873 DQ86DOT 66PMTBH

• Jam nuts not available separately

WARNING: This product can expose you to chemicals, including lead, which are known to the State of California to cause cancer and birth defects or other reproductive harm. For more information, visit www.P65Warnings.ca.gov



METRIC D.O.T. PUSH-IN

BRASS FITTINGS


METRIC D.O.T. PUSH-IN FITTINGS

METRIC TUBE D.O.T. UNION




PART #	TUBE OD (MM)	APPROX. WT. LBS.	LIST PRICE
620400M	4MM	0.03	---
620600M	6MM	0.05	---
620800M	8MM	0.07	---
621000M	10MM	0.09	---
621200M	12MM	0.20	---
621600M	16MM	0.28	---

METRIC TUBE D.O.T. UNION TEE



PART #	TUBE OD (MM)	APPROX. WT. LBS.	LIST PRICE
640600M	6MM	0.08	---
640800M	8MM	0.08	---
641000M	10MM	0.13	---
641200M	12MM	0.20	---
641208M	12MM x 12MM x 8MM	0.19	---

METRIC TUBE D.O.T. MALE CONNECTOR - METRIC TUBE x MALE NPTF



PART #	TUBE OD (MM) X MALE NPTF	APPROX. WT. LBS.	LIST PRICE
680602M	6MM x 1/8	0.03	---
680604M	6MM x 1/4	0.05	---
680802M	8MM x 1/8	0.04	---
680804M	8MM x 1/4	0.05	---
680806M	8MM x 3/8	0.08	---
681004M	10MM x 1/4	0.07	---
681006M	10MM x 3/8	0.08	---
681204M	12MM x 1/4	0.07	---
681206M	12MM x 3/8	0.06	---

WARNING: This product can expose you to chemicals, including lead, which are known to the State of California to cause cancer and birth defects or other reproductive harm. For more information, visit www.P65Warnings.ca.gov

BRASS

COMPOSITE BODY D.O.T. PUSH-IN

BRASS FITTINGS

COMPOSITE BODY DOT AIRBRAKE FITTINGS**WARNING**

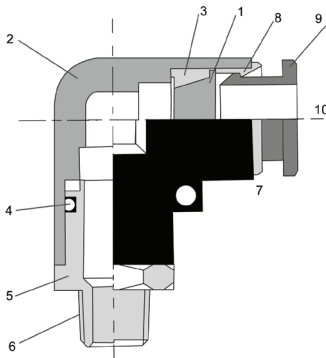
- Composite DOT push-to-connect fittings are designed only for use in applications where air is utilized as an operating fluid.
 - Fittings must be used in accordance with manufacturer and industry specifications.
 - They are not intended for use in environments exceeding 145psi or 140 degrees F.
 - The Department of Transportation FMVSS 49CFR571-106 prohibits use of this type of fitting for connections between towed and towing vehicles or between a driveshaft and chassis.
 - Using Composite DOT fittings in a manner inconsistent with manufacturer specifications may result in serious injury or property damage.
 - Under no circumstances shall the supplier be liable to buyer for any consequential or incidental damages of any nature whatsoever arising from nonconformity of goods, defective goods, or delay in shipment or any other breach by seller.
- Please feel free to email warning@compdotfitting.com with any questions or concerns.



- One touch connection reduces installation time and cost.
- Rugged ultraviolet and vibration resistant composite body.
- Various shapes and configurations to meet vehicle applications and make installations easier.

Specifications for FMVSS (D.O.T.) and SAE Compliant Fittings

Operating Fluid	Air						
Max. Operating Pressure	145psi (1.0MPa)						
Proof Pressure	Size	5/32"	1/4"	3/8"	1/2"	5/8"	3/4"
	At 75°F (24°C)	1200psi	1200psi	1400psi	950psi	900psi	800psi
	At 200 °F (93°C)	450psi (3.1MPa)					
Recommended Fluid and Ambient Temperature*	-40°F to 140°F (-40°C to 60°C)						
Leak Rate at -40°F (-40°C)	7 Ncm ³ /min. or less						
Thread	Thread Portion	ANSI/ASME B1.20.1, 1983 R1992					
	Nut	JIS B 0208 (Unified fine thread) ISO 263					
Thread Sealant	Fluorine/ Acrylic						
Applicable Standards	D.O.T. FMVSS 49 CFR 571.106, SAE J2494-3						
Applicable Tubing	Tubing conforming to both SAE J844 and D.O.T. FMVSS 49 CFR 571.106. Material: Nylon12						
Tube O.D.	5/32", 1/4", 3/8", 1/2", 5/8", 3/4"						



1. Chuck	Stainless steel or Brass
2. Body	Polybutylene Terephthalate (PBT), Brass
3/4. Tube seal, O-Ring	Buna-N, Nitrile Rubber
5. Stud	Brass
6. Sealant	Flourine/ Acrylic
7. Guide	Stainless Steel or Polyacetal (Acetal)
8. Stabilization Ring	Stainless Steel
9. Release Button	Polyacetal, POM (Acetal)
10. Tube support	Stainless Steel/ Brass

WARNING: This product can expose you to chemicals, including lead, which are known to the State of California to cause cancer and birth defects or other reproductive harm. For more information, visit www.P65Warnings.ca.gov

COMPOSITE BODY D.O.T. PUSH-IN

BRASS FITTINGS

STRAIGHT UNION



PART #	TUBE O.D.	APPROX. WT. LBS.	LIST PRICE
620532C	5/32	0.01	---
620300C	3/16		---
620400C	1/4	0.01	---
620600C	3/8	0.03	---
620800C	1/2	0.05	---
621000C	5/8	0.08	---
621200C	3/4		---
6200453C	1/4 x 5/32		---
640604C	3/8 x 1/4		---
620806CC	1/2 x 3/8		---

UNION TEE




PART #	TUBE O.D.	APPROX. WT. LBS.	LIST PRICE
645320C	5/32	0.02	---
640300C	3/16		---
640400C	1/4	0.02	---
640600C	3/8	0.05	---
640800C	1/2	0.07	---
641000C	5/8	0.13	---
640406C	1/4 x 3/8		---
64060604C	3/8 x 1/4		---
640806C	1/2 x 3/8		---

UNION 90° ELBOW



PART #	TUBE O.D.	APPROX. WT. LBS.	LIST PRICE
655320C	5/32	0.01	---
650400C	1/4	0.02	---
650600C	3/8	0.04	---
650800C	1/2	0.05	---
651000C	5/8		---

FEMALE CONNECTOR




PART #	TUBE O.D.	FEMALE NPTF	APPROX. WT. LBS.	LIST PRICE
665302C	5/32	1/8-27	0.04	---
665304C	5/32	1/4-18	0.06	---
660402C	1/4	1/8-27	0.04	---
660404C	1/4	1/4-18	0.06	---
660406C	1/4	3/8-18	0.10	---
660602C	3/8	1/8-27	0.07	---
660604C	3/8	1/4-18	0.07	---
660606C	3/8	3/8-18	0.11	---
660608C	3/8	1/2-14	0.12	---
660802C	1/2	1/8-27	0.11	---
660804C	1/2	1/4-18	0.13	---
660806C	1/2	3/8-18	0.12	---
660808C	1/2	1/2-14	0.13	---
661008C	5/8	1/2-14		---

WARNING: This product can expose you to chemicals, including lead, which are known to the State of California to cause cancer and birth defects or other reproductive harm. For more information, visit www.P65Warnings.ca.gov

BRASS

COMPOSITE BODY D.O.T. PUSH-IN

BRASS FITTINGS

STRAIGHT MALE CONNECTOR

PART #	TUBE O.D.	MALE NPTF	APPROX. WT. LBS.	LIST PRICE
685301C	5/32	1/16-28	0.02	---
685302C	5/32	1/8-27	0.02	---
685304C	5/32	1/4-27	0.03	---
680302C	3/16	1/8-27		---
680402C	1/4	1/8-27	0.02	---
680404C	1/4	1/4-18	0.03	---
680406C	1/4	3/8-18	0.05	---
680408C	1/4	1/2-14		---
680602C	3/8	1/8-27	0.05	---
680604C	3/8	1/4-18	0.06	---
680606C	3/8	3/8-18	0.06	---
680608C	3/8	1/2-14	0.09	---
680804C	1/2	1/4-18	0.09	---
680806C	1/2	3/8-18	0.09	---
680808C	1/2	1/2-14	0.09	---
681006C	5/8	3/8-18	0.15	---
681008C	5/8	1/2-14	0.13	---
681012C	5/8	3/4-14		---
681206C	3/4	3/8-18		---
681208C	3/4	1/2-14	0.38	---
681212C	3/4	3/4-14		---

90° MALE ELBOW

Positional Swivel

PART #	TUBE O.D.	MALE NPTF	APPROX. WT. LBS.	LIST PRICE
695322SC	5/32	1/8-27	0.03	---
695304SC	5/32	1/4-18		---
690402SC	1/4	1/8-27	0.03	---
690404SC	1/4	1/4-18	0.04	---
690406SC	1/4	3/8-18	0.07	---
690408SC	1/4	1/2-14		---
690602SC	3/8	1/8-27	0.07	---
690604SC	3/8	1/4-18	0.06	---
690606SC	3/8	3/8-18	0.08	---
690608SC	3/8	1/2-14	0.14	---
690804SC	1/2	1/4-18	0.07	---
690806SC	1/2	3/8-18	0.09	---
690808SC	1/2	1/2-14	0.14	---
690812SC	1/2	3/4-14		---
691006SC	5/8	3/8-18	0.14	---
691008SC	5/8	1/2-14	0.18	---
691012SC	5/8	3/4-14		---
691208SC	3/4	1/2-14	0.26	---
691212SC	3/4	3/4-14		---

90° FEMALE ELBOW

Positional Swivel

PART #	TUBE O.D.	FEMALE NPTF	APPROX. WT. LBS.	LIST PRICE
705302C	5/32	1/8-27	0.03	---
705304C	5/32	1/4-18	0.05	---
700402SC	1/4	1/8-27	0.03	---
700404SC	1/4	1/4-18	0.05	---
700406SC	1/4	3/8-18	0.08	---
700602C	3/8	1/8-27	0.05	---
700604SC	3/8	1/4-18	0.07	---
700606SC	3/8	3/8-18	0.09	---
700608SC	3/8	1/2-14	0.10	---
700804C	1/2	1/4-18	0.08	---
700806SC	1/2	3/8-18	0.10	---
700808SC	1/2	1/2-14	0.11	---

WARNING: This product can expose you to chemicals, including lead, which are known to the State of California to cause cancer and birth defects or other reproductive harm. For more information, visit www.P65Warnings.ca.gov

COMPOSITE BODY D.O.T. PUSH-IN

BRASS FITTINGS

MALE RUN TEE



Positional Swivel

PART #	TUBE O.D. (1 & 3)	MALE NPTF (2)	APPROX. WT. LBS.	LIST PRICE
715301C	5/32	1/16-28	0.05	---
715302C	5/32	1/8-27	0.03	---
715304C	5/32	1/4-18	0.04	---
710402SC	1/4	1/8-27	0.04	---
710404SC	1/4	1/4-18	0.05	---
710604SC	3/8	1/4-18	0.08	---
710606SC	3/8	3/8-18	0.10	---
710608SC	3/8	1/2-14	0.15	---
710804C	1/2	1/4-8	0.09	---
710806SC	1/2	3/8-18	0.11	---
710808C	1/2	1/2-14	0.17	---
711008C	5/8	1/2-14		---
71060404C	3/8 x 1/4	1/4-18		---
71060406C	3/8 x 1/4	3/8-18		---
71080408C	1/2 x 1/2	1/4-18		---
71080608C	1/2 x 3/8	1/2-14		---

MALE BRANCH TEE



Positional Swivel

PART #	TUBE O.D.	MALE NPTF	APPROX. WT. LBS.	LIST PRICE
725301C	5/32	1/16-28	0.03	---
725302C	5/32	1/8-27	0.03	---
725304C	5/32	1/4-18	0.05	---
720402SC	1/4	1/8-27	0.04	---
720404SC	1/4	1/4-18	0.05	---
720406SC	1/4	3/8-18	0.08	---
720602SC	3/8	1/8-27		---
720604SC	3/8	1/4-18	0.08	---
720606SC	3/8	3/8-18	0.10	---
720608C	3/8	1/2-14	0.15	---
720804C	1/2	1/4-18	0.09	---
720806SC	1/2	3/8-18	0.11	---
720808SC	1/2	1/2-14	0.17	---
721006C	5/8	3/8-18	0.18	---
721008C	5/8	1/2-14	0.21	---

FEMALE BRANCH TEE



Positional Swivel

PART #	TUBE O.D.	FEMALE NPTF	APPROX. WT. LBS.	LIST PRICE
770402C	1/4	1/8-27	0.06	---
770404C	1/4	1/4-18	0.08	---
770604C	3/8	1/4-18	0.08	---
770806C	1/2	3/8-18	0.13	---
771004C	5/8	1/4-18	0.21	---

45° MALE ELBOW



Positional Swivel

PART #	TUBE O.D.	MALE NPTF	APPROX. WT. LBS.	LIST PRICE
545302C	5/32	1/8-27	0.03	---
540402SC	1/4	1/8-27	0.03	---
540404SC	1/4	1/4-18	0.04	---
540406SC	1/4	3/8-18		---
540602SC	3/8	1/8-27	0.06	---
540604SC	3/8	1/4-18	0.06	---
540606SC	3/8	3/8-18	0.08	---
540608SC	3/8	1/2-14	0.13	---
540802C	1/2	1/8-27	0.08	---
540804SC	1/2	1/4-18	0.08	---
540806SC	1/2	3/8-18	0.10	---
540808SC	1/2	1/2-14	0.15	---
541006SC	5/8	3/8-18	0.14	---
541008SC	5/8	1/2-14	0.17	---
541012SC	5/8	3/4-14		---
541206SC	3/4	3/8-18		---
541208SC	3/4	1/2-14	0.26	---

WARNING: This product can expose you to chemicals, including lead, which are known to the State of California to cause cancer and birth defects or other reproductive harm. For more information, visit www.P65Warnings.ca.gov

BRASS

COMPOSITE BODY D.O.T. PUSH-IN

BRASS FITTINGS

UNION "Y"

PART #	TUBE O.D. (1 & 2)	TUBE O.D. (3)	APPROX. WT. LBS.	LIST PRICE
620553C	1/4	1/4	0.03	---
620409C	1/4	3/8	0.03	---
620555C	3/8	3/8	0.05	---
620559C	3/8	1/4	0.07	---
620557C	1/2	1/2	0.08	---
620558C	5/8	5/8	0.17	---

MALE BRANCH "Y"

Positional Swivel


PART #	TUBE O.D.	MALE NPTF	APPROX. WT. LBS.	LIST PRICE
880402C	1/4	1/8	0.05	---
880404C	1/4	1/4	0.06	---
880406C	1/4	3/8	0.09	---
620604C	3/8	1/4-18	0.09	---
620606C	3/8	3/8-18	0.12	---
620806C	1/2	3/8-18	0.13	---
620808C	1/2	1/2-14	0.15	---

BULKHEAD UNION

PART #	TUBE O.D.	THREAD (UNF)	APPROX. WT. LBS.	LIST PRICE
825320C	5/32	1/2-20	0.07	---
820400C	1/4	9/16-18	0.07	---
820600C	3/8	7/8-14	0.19	---
820800C	1/2	1-12	0.26	---
821000C	5/8	1 1/8-12	0.42	---

FEMALE BULKHEAD CONNECTOR

PART #	TUBE O.D.	FEMALE NPTF	T (UNF)	APPROX. WT. LBS.	LIST PRICE
865304C	5/32	1/4-18	1/2-20	0.08	---
860402C	1/4	1/8-27	9/16-18	0.01	---
860404C	1/4	1/4-18	9/16-18	0.08	---
860604C	3/8	1/4-18	7/8-14	0.20	---
860606C	3/8	3/8-18	7/8-14	0.20	---
860806C	1/2	3/8-18	1-12	0.26	---
860808C	1/2	1/2-14	1-12	0.27	---


STRAIGHT SAE FLARE

PART #	TUBE O.D.	MALE FLARE	THREAD (UNF)	APPROX. WT. LBS.	LIST PRICE
780404	1/4	1/4	7/16-20	0.03	---
780606	3/8	3/8	5/8-18	0.06	---
780608	1/2	3/8	5/8-18	0.09	---
780808	1/2	1/2	3/4-16	0.13	---

WARNING: This product can expose you to chemicals, including lead, which are known to the State of California to cause cancer and birth defects or other reproductive harm. For more information, visit www.P65Warnings.ca.gov



D.O.T. AIR BRAKE - NYLON TUBING



Tube O.D	1/4	3/8	1/2	5/8	3/4
Thread Size-B	7/16-24	17/32-24	11/16-20	13/16-18	1-18

•Typical Application

Air brake systems except where temperatures exceed +200°F or where battery acid can drip on tubing.

•Pressure

Maximum operating pressure of 150 PSI.

•Vibration

Fair resistance.

•Temperature Range

-40°F to +200°F (-40°C to +93°C).

•Material

Brass

•Used With

NT Nylon Tubing - SAE J844 Type A and B.

•Tolerance

+/- .02 on all dimensions. Dimension data can change without notice. Please call us when dimensions are critical

•Advantages

Easy to assemble (no tube preparation or flaring required.) Built in tube support. Fittings utilize a ribbed sleeve for compression and positive grip. May be used with copper tubing by replacing nut, sleeve and insert with long nut and spherical sleeve. Insert should be removed for copper tubing use.

•Conformance

Meets specifications and standards of SAE and DOT FMVSS 571,106.

•Assembly Instructions

- 1- Cut tubing to desired length.
- 2-Slide nut and then sleeve on tubing. Threaded end of nut "A" must face toward fitting body.
- 3-Insert tubing into the preassembled fitting. Be sure tubing is bottomed in fitting.
- 4- Tighten nut to required torque as indicated on chart.

Disassembling: Remove nut and pull tubing out of fitting body. Insert will remain in tubing.

Reassembly: Push tubing and insert into fitting body until it bottoms. Thread nut onto fitting body and torque as in step 4.

Tube Size	Additional Number of Turns from Hand-Tight
1/4	3
3/8, 1/2	4
5/8, 3/4	3-1/2

WARNING: This product can expose you to chemicals, including lead, which are known to the State of California to cause cancer and birth defects or other reproductive harm. For more information, visit www.P65Warnings.ca.gov

BRASS

D.O.T. AIR BRAKE - NYLON TUBING

BRASS FITTINGS

SLEEVE

60NA
NT60

SAE# 100115

PART #	TUBE O.D.	APPROX. WT. LBS.	LIST PRICE
38000	3/16"		---
38001	1/4"	0.01	---
38002	3/8"	0.01	---
38003	1/2"	0.01	---
38004	5/8"	0.01	---
38005	3/4"	0.01	---

60NAB 60NTA 1460

NUT

62NA
NT61

SAE# 100110

PART #	TUBE O.D.	APPROX. WT. LBS.	LIST PRICE
38009	3/16"		---
38010	1/4"	0.02	---
38011	3/8"	0.03	---
38012	1/2"	0.05	---
38013	5/8"	0.06	---
38014	3/4"	0.09	---

61NAB 61NTA 1461


UNION

62NA
NT62

SAE# 100101BA

PART #	TUBE O.D.	APPROX. WT. LBS.	LIST PRICE
38018	3/16"		---
38019	1/4"	0.07	---
38020	3/8"	0.11	---
38021	1/2"	0.20	---
38022	5/8"	0.25	---
38023	3/4"	0.40	---

62NAB 62NTA 1462

BULKHEAD UNION

62NABH
NT62BH

PART #	TUBE O.D.	APPROX. WT. LBS.	LIST PRICE
38027	3/16		---
38028	1/4"	0.11	---
38029	3/8"	0.16	---
38030	1/2"	0.26	---
38031	5/8		---

62NBH 1474 475

STAINLESS STEEL INSERT

- 300 series stainless
- For SAE# J844 TUBING

PART #	TUBE O.D.	APPROX. WT. LBS.	LIST PRICE
38035	1/4"	0.01	---
38036	3/8"	0.01	---
38037	1/2"	0.01	---
38038	5/8"	0.01	---
38039	3/4"	0.01	---

59A 63NTA

BRASS INSERT

PART #	TUBE O.D.	APPROX. WT. LBS.	LIST PRICE
38040	1/4"	0.01	---
38041	3/8"	0.01	---
38042	1/2"	0.01	---
38043	5/8"	0.01	---
38048	3/4"	0.02	---


1484 463

WARNING: This product can expose you to chemicals, including lead, which are known to the State of California to cause cancer and birth defects or other reproductive harm. For more information, visit www.P65Warnings.ca.gov

D.O.T. AIR BRAKE - NYLON TUBING

BRASS FITTINGS

UNION TEE




64NA
NT64
SAE# 100401BA

PART #	TUBE O.D.	APPROX. WT. LBS.	LIST PRICE
38044	1/4"	0.12	---
38045	3/8"	0.19	---
38046	1/2"	0.36	---
38047	5/8"	0.48	---

64NAB 264NTA 1464

REDUCING UNION BRANCH TEE



PART #	TUBE O.D. (1&2) X 3	APPROX. WT. LBS.	LIST PRICE
38049	3/8" x 1/4"	0.24	---
38057	1/2" x 3/8"	0.30	---

UNION ELBOW




65NA
NT65
SAE# 100201BA

PART #	TUBE O.D.	APPROX. WT. LBS.	LIST PRICE
38052	1/4"	0.09	---
38053	3/8"	0.13	---
38054	1/2"	0.15	---
38055	5/8"	0.36	---

65NAB 265NTA 1465

FEMALE ADAPTER



66NA
NT66
SAE# 100103BA


PART #	TUBE O.D. X FEMALE NPT	APPROX. WT. LBS.	LIST PRICE
38060	1/4" x 1/8"	0.06	---
38061	1/4" x 1/4"	0.08	---
38062	3/8" x 1/8"	0.07	---
38063	3/8" x 1/4"	0.10	---
38064	3/8" x 3/8"	0.14	---
38065	1/2" x 3/8"	0.16	---
38066	1/2" x 1/2"	0.20	---
38067	5/8" x 3/8"	0.28	---
38068	5/8" x 1/2"	0.28	---
38059	3/4" x 1/2"	0.31	---

66NAB 66NTA 1466 66NBH

Dimension data can change without notice. Please check when dimensions are critical.

D.O.T. AIR BRAKE - NYLON TUBING

BRASS FITTINGS

MALE ADAPTER


68NA
NT68VS

SAE# 100102BA

• More sizes available

PART #	TUBE O.D. X MALE NPTF	APPROX. WT. LBS.	LIST PRICE
38069	3/16" x 1/16"		
38070	3/16" x 1/8"		
38071	3/16" x 1/4"		
38072	1/4" x 1/16"	0.05	---
38073	1/4" x 1/8"	0.05	---
38074	1/4" x 1/4"	0.06	---
38075	1/4" x 3/8"	0.08	---
38076	3/8" x 1/8"	0.07	---
38077	3/8" x 1/4"	0.08	---
38078	3/8" x 3/8"	0.10	---
38079	3/8" x 1/2"	0.14	---
38080	1/2" x 1/4"	0.13	---
38081	1/2" x 3/8"	0.14	---
38082	1/2" x 1/2"	0.18	---
38087	1/2" x 3/4"	0.23	---
38083	5/8" x 3/8"	0.17	---
38084	5/8" x 1/2"	0.21	---
38088	5/8" x 3/4"	0.25	---
38085	3/4" x 1/2"	0.28	---
38086	3/4" x 3/4"	0.30	---

68NAB 68NTA 1468

SWIVEL MALE ADAPTER

PART #	TUBE O.D. X MALE NPTF	APPROX. WT. LBS.	LIST PRICE
38078S	3/8" x 3/8"	0.18	---
38081S	1/2" x 3/8"	0.22	---

MALE ELBOW

69NA
NT69VS

SAE# 100202BA

PART #	TUBE O.D. X MALE NPTF	APPROX. WT. LBS.	LIST PRICE
38089	3/16" x 1/8"		
38096	3/16" x 1/4"		
38091	1/4" x 1/8"	0.06	---
38092	1/4" x 1/4"	0.08	---
38093	1/4" x 3/8"	0.13	---
38094	3/8" x 1/8"	0.09	---
38095	3/8" x 1/4"	0.11	---
38090	3/8" x 1/4" LONG	0.14	---
38101	3/8" x 3/8"	0.14	---
38102	3/8" x 1/2"	0.20	---
38103	1/2" x 1/4"	0.16	---
38104	1/2" x 3/8"	0.20	---
38109	1/2" x 3/8" LONG	0.26	---
38105	1/2" x 1/2"	0.29	---
38106	5/8" x 3/8"	0.26	---
38107	5/8" x 1/2"	0.32	---
38110	5/8" x 3/4"	0.40	---
38108	3/4" x 1/2"	0.43	---
38111	3/4" x 3/4"	0.51	---

269NTA 1469

SWIVEL MALE ELBOW


PART #	TUBE O.D. X MALE NPTF	APPROX. WT. LBS.	LIST PRICE
38101S	3/8" x 3/8"	0.28	---
38104S	1/2" x 3/8"	0.32	---

WARNING: This product can expose you to chemicals, including lead, which are known to the State of California to cause cancer and birth defects or other reproductive harm. For more information, visit www.P65Warnings.ca.gov

D.O.T. AIR BRAKE - NYLON TUBING

BRASS FITTINGS

FEMALE ELBOW




70NA
NT70

SAE# 100203BA

PART #	TUBE O.D. X FEMALE NPTF	APPROX. WT. LBS.	LIST PRICE
38113	1/4" x 1/8"	0.08	---
38114	1/4" x 1/4"	0.12	---
38115	3/8" x 1/8"	0.14	---
38116	3/8" x 1/4"	0.10	---
38117	3/8" x 3/8"	0.12	---
38118	1/2" x 3/8"	0.23	---
38119	1/2" x 1/2"	0.36	---
38120	5/8" x 1/2"	0.38	---

MALE RUN TEE



71NA
NT71VS

SAE# 100424BA

PART #	TUBE O.D. X MALE NPTF X TUBE O.D. 1X2X3	APPROX. WT. LBS.	LIST PRICE
38125	1/4" x 1/8" x 1/4"	0.10	---
38126	1/4" x 1/4" x 1/4"	0.13	---
38124	3/8" x 1/4" x 1/4"	0.14	---
38127	3/8" x 1/4" x 3/8"	0.17	---
38128	3/8" x 3/8" x 3/8"	0.20	---
38129	1/2" x 3/8" x 1/2"	0.30	---
38166	1/2" x 1/2" x 1/2"	---	---
38160	5/8" x 1/2" x 5/8"	---	---

71NAB 271NTA 1471

MALE BRANCH TEE




72NA
NT72VS

SAE# 100425BA

PART #	TUBE O.D. X TUBE O.D. X MALE NPTF 1X2X3	APPROX. WT. LBS.	LIST PRICE
38131	3/16" x 3/16" x 1/8"	---	---
38136	1/4" x 1/4" x 1/8"	0.10	---
38137	1/4" x 1/4" x 1/4"	0.13	---
38138	3/8" x 3/8" x 1/8"	0.14	---
38132	3/8" x 1/4" x 1/4"	0.15	---
38139	3/8" x 3/8" x 1/4"	0.17	---
38133	1/2" x 1/2" x 1/4"	0.26	---
38140	3/8" x 3/8" x 3/8"	0.21	---
38134	1/2" x 3/8" x 3/8"	0.26	---
38141	1/2" x 1/2" x 3/8"	0.30	---
38142	1/2" x 1/2" x 1/2"	0.37	---
38143	5/8" x 5/8" x 1/2"	0.44	---

72NAB 272NTA 1472


FEMALE BRANCH TEE



PART #	TUBE O.D. X TUBE O.D. X FEMALE NPTF 1X2X3	APPROX. WT. LBS.	LIST PRICE
38144	3/8" x 3/8" x 1/4"	0.21	---
38146	5/8" x 5/8" x 1/4"	0.48	---

D.O.T. AIR BRAKE - NYLON TUBING


BRASS FITTINGS

45° ELBOW


6945NA
NT6945VS
SAE# 100302BA

PART #	TUBE O.D. X MALE NPTF	APPROX. WT. LBS.	LIST PRICE
38148	1/4" x 1/8"	0.06	---
38149	1/4" x 1/4"	0.08	---
38150	3/8" x 1/8"	0.09	---
38151	3/8" x 1/4"	0.11	---
38152	3/8" x 3/8"	0.14	---
38153	3/8" x 1/2"	0.24	---
38157	1/2" x 1/4"	0.18	---
38154	1/2" x 3/8"	0.19	---
38155	1/2" x 1/2"	0.25	---
38156	5/8" x 1/2"	0.30	---
38158	3/4" x 1/2"	0.38	---

6945NAB 279NTA 1480

SWIVEL 45° ELBOW

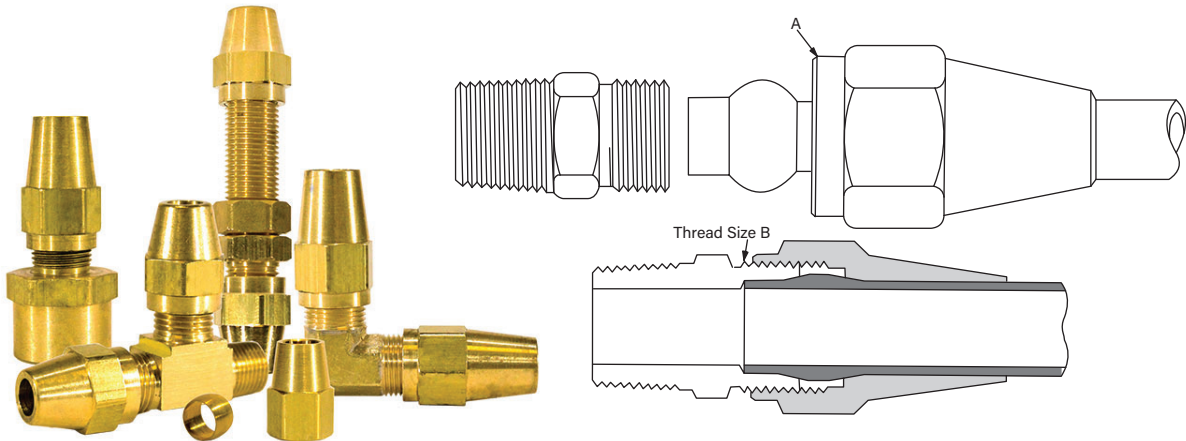
PART #	TUBE O.D. X MALE NPTF	APPROX. WT. LBS.	LIST PRICE
38152S	3/8" x 3/8"	0.20	---
38154S	1/2" x 3/8"	0.24	---

TUBE X FEMALE PIPE BULKHEAD

PART #	A	B	C	LENGTH (in.)	LIST PRICE
28321	1/2"-O.D. Tube	7/8-20 UNCF	3/8-18 NPTF	1-5/16	---
28322	3/8"-O.D. Tube	7/8-20 UNCF	3/8-18 NPTF	1-3/8	---

WARNING: This product can expose you to chemicals, including lead, which are known to the State of California to cause cancer and birth defects or other reproductive harm. For more information, visit www.P65Warnings.ca.gov

D.O.T. AIR BRAKE - COPPER TUBING



Tube O.D	1/4	3/8	1/2	5/8	3/4
Thread Size-B	7/16-24	17/32-24	11/16-20	13/16-18	1-18

•Typical Application
Air brake systems.

•Pressure
Maximum operating pressure of 150 PSI.

•Vibration
Fair resistance.

•Temperature Range
-65°F to +250°F (-53°C to +121°C).

•Used With
Copper tubing in air brake systems.

• Tolerance
+/- .02 on all dimensions. Dimension data can change without notice. Please call us when dimensions are critical

•Advantages
Easy to assemble (no tube preparation or flaring required.) May be used with nylon tubing by replacing long nut and spherical sleeve with insert, rigid sleeve, and nut.

•Conformance
Meets specifications and standards of SAE and DOT.

•Assembly Instructions

- 1- Cut tubing to desired length. Make sure all burrs are removed and the ends are cut square.
- 2- Slide nut and then sleeve on tubing. Threaded end "A" must face toward fitting body.
- 3- Insert tubing into fitting. Be sure tubing is bottomed on fitting shoulder.
- 4- Tighten nut onto fitting body until it is hand tight.
- 5- From that point, tighten with a wrench the number of turns indicated in the chart below:


Tube Size	Additional Number of Turns from Hand Tight
1/4, 3/8	1-3/4
1/2, 5/8, 3/4	3-1/4


WARNING: This product can expose you to chemicals, including lead, which are known to the State of California to cause cancer and birth defects or other reproductive harm. For more information, visit www.P65Warnings.ca.gov

BRASS

D.O.T. AIR BRAKE - COPPER TUBING


BRASS FITTINGS

SLEEVE

60AB
AB60
SAE# 120115BA

PART #	TUBE O.D.	A	APPROX. WT. LBS.	LIST PRICE
38161	1/4"	0.25	0.01	---
38162	3/8"	0.31	0.02	---
38163	1/2"	0.38	0.02	---
38164	5/8"	0.44	0.02	---
38165	3/4"	0.50	0.04	---

60AB 1360


NUT

Hex

61AB
AB61
SAE# 120111BA

PART #	TUBE O.D.	A	HEX	APPROX. WT. LBS.	LIST PRICE
38170	1/4"	0.75	0.56	0.02	---
38171	3/8"	1.13	0.62	0.04	---
38172	1/2"	1.25	0.81	0.08	---
38173	5/8"	1.38	0.94	0.12	---
38174	3/4"	1.56	1.12	0.18	---

20961 61AB 1361

UNION

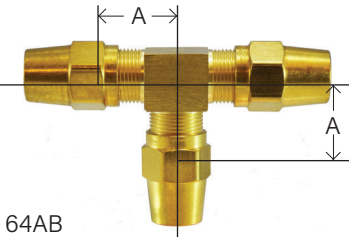
Hex

62AB
AB62

SAE# 120101BA

PART #	TUBE O.D.	A	HEX	APPROX. WT. LBS.	LIST PRICE
38179	1/4"	0.81	0.44	0.08	---
38180	3/8"	1.10	0.56	0.14	---
38181	1/2"	1.07	0.69	0.24	---
38182	5/8"	1.41	0.81	0.34	---
38183	3/4"				---

62AB 1362

TEE

64AB
AB64
SAE# 120401BA

PART #	TUBE O.D.	A	APPROX. WT. LBS.	LIST PRICE
38188	1/4"	0.62	0.16	---
38189	3/8"	0.82	0.24	---
38190	1/2"	0.94	0.48	---

264AB 1364


WARNING: This product can expose you to chemicals, including lead, which are known to the State of California to cause cancer and birth defects or other reproductive harm. For more information, visit www.P65Warnings.ca.gov



D.O.T. AIR BRAKE - COPPER TUBING

BRASS FITTINGS

MALE ADAPTER

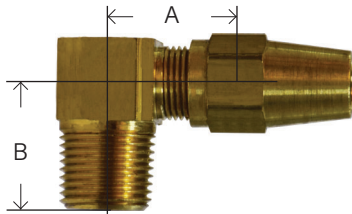


68AB
AB68
SAE# 120102BA

PART #	TUBE O.D. X MALE NPTF	A	HEX	APPROX. WT. LBS.	LIST PRICE
38217	1/4" x 1/8"	0.88	0.43	0.06	---
38218	1/4" x 1/4"	0.97	0.56	0.08	---
38220	3/8" x 1/8"				
38221	3/8" x 1/4"	1.09	0.56	0.10	---
38222	3/8" x 3/8"	1.19	0.69	0.12	---
38223	3/8" x 1/2"	1.45	0.87	0.18	---
38224	1/2" x 1/4"	1.32	0.69	0.16	---
38225	1/2" x 3/8"	1.35	0.69	0.18	---
38226	1/2" x 1/2"	1.51	0.87	0.24	---
38228	5/8" x 1/2"	1.57	0.87	0.24	---
38229	3/4" x 1/2"	1.67	1.00	0.34	---

68AB 368

90° MALE ELBOW




69AB
AB69
SAE# 120202BA

PART #	TUBE O.D. X MALE NPTF	A	B	APPROX. WT. LBS.	LIST PRICE
38235	1/4" x 1/8"	0.64	0.76	0.08	---
38236	1/4" x 1/4"	0.69	0.88	0.10	---
38239	3/8" x 1/4"	0.80	0.93	0.12	---
38240	3/8" x 3/8"	0.83	0.90	0.16	---
38241	3/8" x 1/2"				---
38243	1/2" x 3/8"	0.92	0.98	0.22	---
38244	1/2" x 1/2"	1.04	1.19	0.30	---
38245	5/8" x 3/8"				
38246	5/8" x 1/2"	1.10	1.25	0.36	---
38247	3/4" x 1/2"				

269AB 1369

D.O.T. AIR BRAKE - HOSE/ ENDS

BRASS FITTINGS

D.O.T. AIR BRAKE REUSABLE HOSE/ FITTINGS

•Typical Application

Air Brake hose connections.
Meets SAE & DOT specifications
(FMVCS 10 GAL)

•Pressure

Determined by maximum working pressure for hose size.
Up to 125 psi

Temperature: -40°F to + 120°F (-40°C to +48°C)

•Advantages

Can be used for nearly any brake line. Easy to assemble with a good selection of hose end configurations. Brass material offers excellent resistance against corrosion.

•Tolerance

+/- .02 on all dimensions. Dimension data can change without notice. Please call us when dimensions are critical.

•Assembly Instructions

- 1- Slide nut and sleeve onto hose. Make sure bevel edge of sleeve faces out toward fitting.
- 2- Push hose into fitting until it bottoms.
- 3- Screw nut until contact is made with body hex.

NOTE: When reassembling fitting, body and nut should be inspected. Only reuse if in proper condition. Sleeves should never be reused.

SLEEVE

FERRULE

60HE
HE60

PART #	HOSE I.D.	APPROX. WT. LBS.	LIST PRICE
38300	3/8"	0.02	---
38301	1/2"	0.02	---

#60HC 3380-A 0903610 367 60RB

NUT61HE
HE61

PART #	HOSE I.D.	APPROX. WT. LBS.	LIST PRICE
38306	3/8"	0.04	---
38307	1/2"	0.06	---

61RB #61HC 369 3380-B 0903624

NUT FOR USE WITH SPRING61HES
HE61N

PART #	HOSE I.D.	THREAD	APPROX. WT. LBS.	LIST PRICE
38312	3/8"	31/32-20	0.04	---
38313	1/2"	1-3/32-20	0.06	---


#61HCS 0903613 3380-D 61RB5G

WARNING: This product can expose you to chemicals, including lead, which are known to the State of California to cause cancer and birth defects or other reproductive harm. For more information, visit www.P65Warnings.ca.gov

D.O.T. AIR BRAKE - HOSE/ ENDS

BRASS FITTINGS

SPRING



61HSG
HE61G

PART #	HOSE I.D.	APPROX. WT. LBS.	LIST PRICE
38351	3/8"	0.20	---
38352	1/2"	0.22	---

#60SG 0901045 3380-C 377

NUT AND SPRING ASSEMBLY



HE61NG

PART #	HOSE I.D.	APPROX. WT. LBS.	LIST PRICE
38015	3/8"	0.18	---
38016	1/2"	0.24	---

379 67RBSG 0999999

UNION



62HE
HE62

PART #	HOSE I.D.	THREAD	APPROX. WT. LBS.	LIST PRICE
38318	3/8"	31/32-20	0.32	---
38319	1/2"	1-1/8-20	0.48	---

#62HC 3380B-Y0 362



BODY ONLY

PART #	HOSE I.D.	THREAD	APPROX. WT. LBS.	LIST PRICE
39318	3/8"	31/32-20	0.32	---
39319	1/2"	1-1/8-20	0.48	---

FEMALE CONNECTOR HOSE



66HEA

PART #	HOSE I.D. X FEMALE ABS	APPROX. WT. LBS.	LIST PRICE
38357	3/8" x 3/4-20	0.24	---
38358	1/2" x 7/8-20	0.39	---

#66ABS 66RBSV 3380B-Y7 386



BODY ONLY

PART #	HOSE I.D. X FEMALE ABS	APPROX. WT. LBS.	LIST PRICE
39357	3/8" x 3/4-20	0.24	---
39358	1/2" x 7/8-20	0.38	---

FEMALE CONNECTOR w/ ADAPTER



68HEA
HE68S

PART #	HOSE I.D. X MALE PIPE	APPROX. WT. LBS.	LIST PRICE
38363	3/8" x 1/4"	0.38	---
38362	3/8" x 3/8"		---
38364	1/2" x 3/8"	0.46	---


#68ABS 09155 3380B-Y8 387

WARNING: This product can expose you to chemicals, including lead, which are known to the State of California to cause cancer and birth defects or other reproductive harm. For more information, visit www.P65Warnings.ca.gov

BRASS

D.O.T. AIR BRAKE - HOSE/ENDS

BRASS FITTINGS

ADAPTER FOR SWIVEL TYPE REUSABLE AND CRIMPED ON68HEAB
1390


PART #	MALE ABS X MALE PIPE	ABS THREAD	APPROX. WT. LBS.	LIST PRICE
38369	3/8" x 1/4"	3/4-20	0.05	---
38368	3/8" x 3/8"	3/4-20	0.08	---
38372	3/8" x 1/2"	3/4-20	0.12	---
38370	1/2" x 3/8"	7/8-20	0.10	---
38371	1/2" x 1/2"	7/8-20	0.12	---

#68ABS 1390 76RB 388

MALE ADAPTER68HE
HE68


PART #	HOSE I.D. X MALE PIPE	APPROX. WT. LBS.	LIST PRICE
38333	3/8" x 1/4"	0.22	---
38334	3/8" x 3/8"	0.24	---
38335	3/8" x 1/2"	0.26	---
38336	1/2" x 3/8"	0.33	---
38337	1/2" x 1/2"	0.36	---

#68HC 368 3380B-Y2 68RB

MALE ADAPTER BODY ONLY68HEB
HE68B

PART #	HOSE I.D. X MALE PIPE	APPROX. WT. LBS.	LIST PRICE
38324	3/8" x 1/4"	0.12	---
38325	3/8" x 3/8"	0.14	---
38326	3/8" x 1/2"	0.20	---
38327	1/2" x 3/8"	0.18	---
38328	1/2" x 1/2"	0.20	---

#68B W1391Z

MALE ADAPTER w/ SPRING68HES
HE68G

PART #	HOSE I.D. X MALE PIPE	APPROX. WT. LBS.	LIST PRICE
38342	3/8" x 1/4"	0.32	---
38343	3/8" x 3/8"	0.34	---
38344	3/8" x 1/2"	0.38	---
38345	1/2" x 3/8"	0.48	---
38346	1/2" x 1/2"	0.52	---

#68HCS 3380B-Y3 68RBSG 378

WARNING: This product can expose you to chemicals, including lead, which are known to the State of California to cause cancer and birth defects or other reproductive harm. For more information, visit www.P65Warnings.ca.gov



GLADHANDS

ALUMINUM GLADHANDS



PORT A

- 1/2" FPT port
- Aluminum Casting
- Permanent Clamp Screw
- Black rubber seals
- Stainless Steel filter
- Meet SAE J318 requirements


PART #	DESCRIPTION	MATERIAL	SEAL	FILTER	PORT A	LIST PRICE
39870	Universal	Aluminum	Blk Rubber	No	1/2"	---
39871	Universal with filter	Aluminum	Blk Rubber	Yes	1/2"	---
39877	Emergency Red	Aluminum	Blk Rubber	No	1/2"	---
39878	Emergency with filter	Aluminum	Blk Rubber	Yes	1/2"	---
39874	Service Blue	Aluminum	Blk Rubber	No	1/2"	---
39875	Service with filter	Aluminum	Blk Rubber	Yes	1/2"	---

PLATED ALUMINUM GLADHANDS



PART #	DESCRIPTION	MATERIAL	SEAL	FILTER	PORT A	LIST PRICE
39832	Universal Standard	Plated Aluminum	Blk Rubber	No	1/2"	---
39833	Service - Blue	Plated Aluminum	Blk Rubber	No	1/2"	---
39834	Emergency - Red	Plated Aluminum	Blk Rubber	No	1/2"	---
39828	Service 38 degree	Plated Aluminum	Blk Rubber	No	1/2"	---
39829	Emergency 38 degree	Plated Aluminum	Blk Rubber	No	1/2"	---
39830	Service 38 degree	Plated Aluminum	Blk Rubber	No	3/8"	---
39831	Emergency 38 degree	Plated Aluminum	Blk Rubber	No	3/8"	---

CAST IRON GLADHANDS



PORT A

- 1/2" FPT port
- One-piece casting eliminates problems with clamp separation
- "Positive-stop" post, assures a perfect connection
- Polyurethane seal resist oils, chemicals & provide improved sealing & service life
- Gladhands meet SAE J318 requirements including breakaway requirement.

PART #	DESCRIPTION	MATERIAL	SEAL	FILTER	PORT A	LIST PRICE
39506	Universal	Cast Iron	Black Polyurethane	No	1/2"	---
39507	Emergency	Cast Iron	Red Polyurethane	No	1/2"	---
39508	Service	Cast Iron	Blue Polyurethane	No	1/2"	---

ANGLE MOUNT ALUMINUM GLADHANDS



PORT A
PORT B

- For use in trailer mounting locations
- Dual port provides connection options
- Powder-coated clamp plates are color coded for easy identification
- Port "A" comes standard as unplugged
- (2) 3/8 inch FPT Ports (one plugged).
- (2) 11/32 inch diameter mounting holes.
- Available with Port "B" plugged or unplugged (plug is included, loose in bag)
- Meet SAE J318

PART #	TYPE	MATERIAL	SEAL	FILTER	PORT A	PORT B	LIST PRICE
39511	Emergency	Aluminum	Blk Rubber	No	Unplugged	Plugged	---
39512	Service	Aluminum	Blk Rubber	No	Unplugged	Plugged	---

WARNING: This product can expose you to chemicals, including lead, which are known to the State of California to cause cancer and birth defects or other reproductive harm. For more information, visit www.P65Warnings.ca.gov

AIR

BRASS FITTINGS

POWDER COATED IRON GLADHAND

- Tough powder coating improves wear & corrosion resistance
- Vividly colored to provide improved identification of service & emergency lines
- Stainless steel plate eliminates corrosion of the mating surface
- Polyurethane seal resist oil, chemicals, provide improved sealing & service life
- Meet or exceeds SAE J318 standard



PORT A

PART #	DESCRIPTION	FILTER	PORT A	LIST PRICE
39509	Service with blue poly seal	Yes	1/2"	---
39510	Emergency with red poly seal	Yes	1/2"	---

BRACKET MOUNT SWING AWAY GLADHAND

- Bracket allows 180° rotation allowing for easy hookups, eliminating the need to twist lines during connections
 - Helps protect rear-trailer gladhands when not in use
 - Filter and closed seal are recommended
 - Spring design provides consistent tension throughout rotation
 - Design provides both back port and bottom port capabilities
- Gladhand mount - 1/2" Male Thread



PART #	DESCRIPTION	MATERIAL	SEAL	FILTER	LIST PRICE
39515	Service (Blue)	Aluminum	Blk Rubber	yes	---
39516	Emergency (Red)	Aluminum	Blk Rubber	yes	---

KNOB STYLE SHUTOFF GLADHAND

- Economical trailer shutoff gladhand
- Centered low-profile "snap-stop" knob
- Full face rubber seal
- Available with assembled or separate fittings.
- Meets SAE J318



PART #	DESCRIPTION	MATERIAL	SEAL	FILTER	LIST PRICE
39520	1/2" Service (Blue)	Aluminum	Blk Rubber	No	---
39521	3/8" Service (Blue)	Aluminum	Blk Rubber	No	---
39522	1/2" Emergency (Red)	Aluminum	Blk Rubber	No	---
39524	3/8" Emergency (Red)	Aluminum	Blk Rubber	No	---

LEVER STYLE SHUTOFF GLADHAND

- Flange mount
- Metal handle shutoff
- Full face rubber seal
- Tough metal Ball valve
- Color coded
- Meets SAE J318



PORT A

PART #	DESCRIPTION	MATERIAL	SEAL	FILTER	PORT A NPT	PORT B NPT	LIST
39531	Emergency (Red)	Aluminum	Blk Rubber	No	3/8"	1/4"	---
39530	Service (Blue)	Aluminum	Blk Rubber	No	3/8"	1/4"	---

WARNING: This product can expose you to chemicals, including lead, which are known to the State of California to cause cancer and birth defects or other reproductive harm. For more information, visit www.P65Warnings.ca.gov



GLADHAND GRIPS



- 1/2" NPTF.
- Comes with hardware and sealant
 - Color-coded red and blue for easy air line identification - clamshell
 - Handles are heat, oil and UV-resistant.
 - Meet SAE J318

PART #	DESCRIPTION	LIST PRICE
39535	Poly grip hardware	---



ALUMINUM GLADHAND GRIPS

- 1/2" NPTF
- Each pack contains (1) red and (1) blue - clamshell
- One piece design
- No screws or plastic parts
- Easy to install
- Class II anodized coating provides greater corrosion resistance

PART #	DESCRIPTION	LIST PRICE
39537	Sure grip	---




GLADHAND PACIFIER SEAL

- Seals Gladhand from moisture, dirt and debris

PART #	DESCRIPTION	LIST PRICE
39566	Gladhand pacifier	---

GLADHAND SEALS

- Seal Options:
- Rubber
 - Polyurethane
 - With screen filter
 - Double lip
 - Filter screen only



PART #	DESCRIPTION	LIST PRICE
39540	Black, Rubber	---
39541	Blue, Polyurethane	---
39542	Red, Polyurethane	---
39543	Black, Polyurethane	---
39544	Grey, Closed Style, Polyurethane	---
39550	Blue Double lip, Polyurethane	---
39551	Red Double Lips, Polyurethane	---
39552	Double Lip, Polyurethane	---
39556	Blue with a screen filter Polyurethane	---
39557	Red with a screen filter Polyurethane	---
39558	Black with a screen filter Polyurethane	---
39559	Filter, Screen, Gladhand	---
39560	Filter, Screen, Gladhand	---

WARNING: This product can expose you to chemicals, including lead, which are known to the State of California to cause cancer and birth defects or other reproductive harm. For more information, visit www.P65Warnings.ca.gov

NYLON DOT AIR BRAKE TUBING

BRASS FITTINGS

**NYLON DOT AIR BRAKE TUBING**


- Air Brake Tubing available from inventory in a large variety of colors and sizes
- Superior cold weather flexibility and abrasion resistance
- UV and ozone resistant nylon
- Meets or exceeds SAE J844 (Type A - non-reinforced & Type B - reinforced)
- Meets or exceeds DOT requirements for use with compression fittings (NOTE: SAE does not recognize 1/8", 5/32" or 3/16" O.D. tubing for use with air brake systems)
- Air Brake Tubing identified per SAE J844 & FMVSS No. 106 Brake Hoses, 49 CFR 571.106
- Conforms to our own rigorous qualification and inspection testing which exceeds SAE and DOT requirements
- Designed to operate at up to 150 psi in air brake systems
- Resistant to attack by gasoline, diesel fuel and commonly used road and cleaning chemicals
- Air Brake Tubing available on bulk spools or by packages
- Operating range: -40°- 200°F - Not made for fuel

PART NUMBER	COLOR	LENGTH	NOMI-NAL O.D.	NOMI-NAL WALL	LIST	PART NUMBER	COLOR	LENGTH	NOMI-NAL O.D.	NOMI-NAL WALL	LIST
38950	Black	100'	1/8"	0.023"	---	38960R5	Red	500'	3/8"	0.062"	---
3895BA	Black	50'	1/8"	0.023"	---	38960R	Red	100'	3/8"	0.062"	---
38951	Black	100'	5/32"	0.032"	---	38960RA	Red	50'	3/8"	0.062"	---
38951BA	Black	50'	5/32"	0.032"	---	38960Y	Yellow	100'	3/8"	0.062"	---
38953	Black	100'	3/16"	0.035"	---	38960YA	Yellow	50'	3/8"	0.062"	---
38953BA	Black	50'	3/16"	0.035"	---	38965	Black	100'	1/2"	0.062"	---
389522	Black	500'	1/4"	0.040"	---	38965B5	Black	500'	1/2"	0.062"	---
38952	Black	100'	1/4"	0.040"	---	38965BA	Black	50'	1/2"	0.062"	---
38952BA	Black	50'	1/4"	0.040"	---	38965U5	Blue	500'	1/2"	0.062"	---
38952U	Blue	100'	1/4"	0.040"	---	38965U	Blue	100'	1/2"	0.062"	---
38952UA	Blue	50'	1/4"	0.040"	---	38965UA	Blue	50'	1/2"	0.062"	---
38952O	Orange	100'	1/4"	0.040"	---	38965G	Green	100'	1/2"	0.062"	---
38952OA	Orange	50'	1/4"	0.040"	---	38965R5	Red	500'	1/2"	0.062"	---
38952G	Green	100'	1/4"	0.040"	---	38965R	Red	100'	1/2"	0.062"	---
38952GA	Green	50'	1/4"	0.040"	---	38965RA	Red	50'	1/2"	0.062"	---
38952R	Red	100'	1/4"	0.040"	---	38970	Black	100'	5/8"	0.092"	---
38952RA	Red	50'	1/4"	0.040"	---	38970BA	Black	50'	5/8"	0.092"	---
38952Y	Yellow	100'	1/4"	0.040"	---	38970G	Green	100'	5/8"	0.092"	---
38954	Black	100'	5/16"	0.040"	---	38970GA	Green	50'	5/8"	0.092"	---
38954BA	Black	50'	5/16"	0.040"	---	38970RA	Red	50'	5/8"	0.092"	---
38960B1	Black	1000'	3/8"	0.062"	---	38975	Black	100'	3/4"	0.092"	---
38960B5	Black	500'	3/8"	0.062"	---	38975BA	Black	50'	3/4"	0.092"	---
38960	Black	100'	3/8"	0.062"	---	38975GA	Green	50'	3/4"	0.092"	---
38960BA	Black	50'	3/8"	0.062"	---						
38960U5	Blue	500'	3/8"	0.062"	---						
38960U	Blue	100'	3/8"	0.062"	---						
38960UA	Blue	50'	3/8"	0.062"	---						
38960O	Orange	100'	3/8"	0.062"	---						
38960G	Green	100'	3/8"	0.062"	---						
38960GA	Green	50'	3/8"	0.062"	---						

FUEL LINE AND AIR BRAKE HOSE

BRASS FITTINGS

FUEL LINE AND VAPOR EMISSION



- SAE 30R7
- Nitrile tube w/ spiral synthetic cord, hypalon cover.
- 50 p.s.i. working pressure. 1/2 -35 PSI
- -40° F to + 257° F temperature range.
- Low pressure/ high temperature fuel for cars, light trucks, and small engines.
- Meets SAE J1402

PART #	ID	OD	LENGTH	LIST PRICE
38920	3/16	13/32	25'	---
38926	5/16	9/16	25'	---
38923	1/4	1/2	25'	---
38927	3/8	5/8	50'	---

AIR BRAKE HOSE



• Black

- Spiral synthetic cord reinforcement with neoprene cover.
- -40° F to +200° F temperature range.
- Max operating pressure 255 psi
- Max burst pressure 900 psi
- Meets SAE J1402

PART #	ID	OD	LENGTH	LIST PRICE
38910	3/8	3/4	50'	---
38915	1/2	7/8	50'	---
38916	1/2	7/8	250'	---
38911	3/8	3/4	250'	---

AIRBRAKE HOSE REPAIR KIT



- Fittings to repair hose with a minimum 3/4" OD
- Meets DOT 106 SAE j1402
- Brass sleeve and barb
- Pre-applied sealant

PART #	DESCRIPTION	LIST PRICE
39855	3/8" Quick fix hose fitting	---
*39856	3/8" Quick fix hose kit- clam pack	---
39857	1/2" Quick fix hose fitting	---

*Supplied with hex tool

TARP STRAPS



- Heavy Duty EPDM tarp straps
- Longer lasting than rubber
- Greater stretch length
- Ozone and weather resilient
- Made in the USA

PART #	STRAP LENGTH	MATERIAL	DESCRIPTION	QTY	LIST PRICE
990790	10"	EPDM	Tarp strap with S hook	50	---
990791	15"	EPDM	Tarp strap with S hook	50	---
990792	21"	EPDM	Tarp strap with S hook	50	---
990793	31"	EPDM	Tarp strap with S hook	50	---
990794	41"	EPDM	Tarp strap with S hook	50	---

UV BLACK Cable tie straps



PART #	LENGTH	STRENGTH	PACKAGE QTY	LIST PRICE
95610	7 1/2"	50lb	100	---
95611	14"	50 lb	100	---
95612	24"	175lb	50	---
95613	36"	175lb	50	---


WARNING: This product can expose you to chemicals, including lead, which are known to the State of California to cause cancer and birth defects or other reproductive harm. For more information, visit www.P65Warnings.ca.gov

BRASS

STEEL GREASE FITTINGS

BRASS FITTINGS

PIPE THREAD



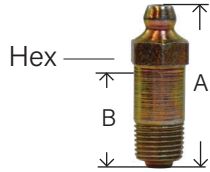
- Assortments also available
 - Exceeds 12hr salt spray
- Meets SAE #J-534C

PART #	SIZE	A	B	HEX	APPROX. WT. LBS.	LIST PRICE
36110	1/8" -27 NPTF	0.66	0.28	0.437	0.01	---
36110SS	303 SS	0.68	0.29	0.437	0.01	---
36111	Thread Forming	0.62	0.23	0.437	0.01	---

BALL CHECK - 1/8-27 NPTF

#610 1610 2800 1720 5000

PIPE THREAD

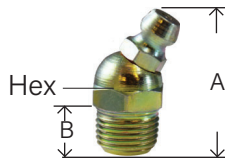


PART #	SIZE	A	B	HEX	APPROX. WT. LBS.	LIST PRICE
36112	1/8" -27 NPTF	1.25	0.22	0.437	0.02	---
36113	1/8" -27 NPTF	1.75	1.26	0.437	0.02	---

BALL CHECK

#607 1607 2800 1669 5003

PIPE THREAD

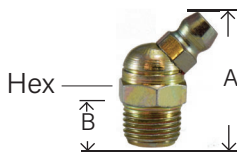


PART #	SIZE	A	B	HEX	APPROX. WT. LBS.	LIST PRICE
36114	1/8" -27 NPTF	0.90	0.30	0.437	0.01	---

30° ANGLE BALL CHECK

#611 1611 2830 5100

PIPE THREAD

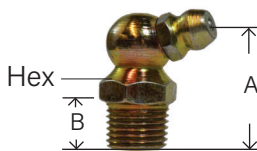


PART #	SIZE	A	B	HEX	APPROX. WT. LBS.	LIST PRICE
36116	1/8" -27 NPTF	0.88	0.22	0.437	0.01	---
36116SS	303 SS	0.95	0.29	0.437	0.01	---

45° ANGLE BALL CHECK

#688 1688 2845 5200

PIPE THREAD

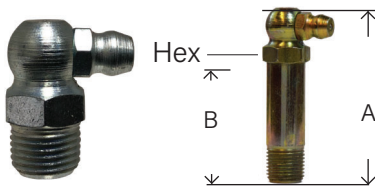


PART #	SIZE	A	B	HEX	APPROX. WT. LBS.	LIST PRICE
36118	1/8" -27 NPTF	0.86	0.30	0.437	0.01	---

65° ANGLE BALL CHECK

#612 1612 2865 5300

PIPE THREAD




PART #	SIZE	A	B	HEX	APPROX. WT. LBS.	LIST PRICE
36120	1/8" -27 NPTF	0.84	0.30	0.437	0.01	---
36120SS	303 SS	0.84	0.29	0.437	0.01	---
36121	1/8" -27 NPTF	1.81	1.25	0.437	0.01	---

90° ANGLE BALL CHECK

#613 1613 2890 5400 5407

PIPE THREAD



PART #	SIZE	A	B	HEX	APPROX. WT. LBS.	LIST PRICE
36130	1/4" -18 NPTF	0.84	0.30	0.437	0.02	---
36130SS	303 SS	0.87	0.42	0.437	0.02	---


BALL CHECK - 1/4-18 NPTF

#627 1627 2900K 5050

STEEL GREASE FITTINGS

BRASS FITTINGS

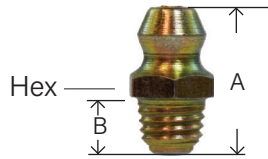
PIPE THREAD



PART #	SIZE	A	B	HEX	APPROX. WT. LBS.	LIST PRICE
36132	1/4"-18 NPTF	0.97	0.34	0.56	0.02	---

65° ANGLE BALL CHECK #629 1629 2965 5350


1/4-28 TAPER THREAD



PART #	SIZE	A	B	HEX	APPROX. WT. LBS.	LIST PRICE
36140	1/4"-28 NPTF	0.54	0.18	0.31	0.01	---
36140SS	303 SS	0.54	0.18	0.31	0.01	---
36141	Thread Forming	0.57	0.20	0.31	0.01	---

SHORT BALL CHECK - 1/4-28 NPTF #641 1641 2400 3038 5010

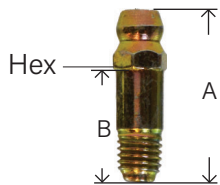
1/4-28 TAPER THREAD



PART #	SIZE	A	B	HEX	APPROX. WT. LBS.	LIST PRICE
36142	1/4"-28 Taper Thread	0.69	0.34	0.312	0.01	---

LONG BALL CHECK #652 1652 2400 5013


1/4-28 TAPER THREAD



PART #	SIZE	A	B	HEX	APPROX. WT. LBS.	LIST PRICE
36144	1/4"-28 Taper Thread	0.92	0.60	0.312	0.02	---

EXTRA LONG BALL CHECK #680 1680 2400 5014


1/4-28 TAPER THREAD



PART #	SIZE	ANGLE	A	B	HEX	APPROX. WT. LBS.	LIST PRICE
36146	1/4"-28 Taper Thread	45°	0.82	0.20	0.375	0.02	---
36146SS	303 SS	45°	0.81	0.20	0.375	0.02	---
36147	1/4"-28 Taper Thread	60°					

SHORT 45° BALL CHECK #637 1637 2445 1665 2465 3010 5210


1/4-28 TAPER THREAD



PART #	SIZE	A	B	HEX	APPROX. WT. LBS.	LIST PRICE
36148	1/4"-28 Taper Thread	0.94	0.30	0.375	0.02	---

LONG 45° BALL CHECK #636 1630 2445

1/4-28 TAPER THREAD



SAE# A515002

PART #	SIZE	A	B	HEX	APPROX. WT. LBS.	LIST PRICE
36150	1/4"-28 Taper Thread	0.75	0.10	0.375	0.02	---
36150SS	303 SS	0.75	0.20	0.375	0.02	---
36152	Thread Forming	0.75	0.16	0.375	0.02	---

90° ANGLE BALL CHECK


#911 1911 2490 3054 5410

WARNING: This product can expose you to chemicals, including lead, which are known to the State of California to cause cancer and birth defects or other reproductive harm. For more information, visit www.P65Warnings.ca.gov

BRASS

STEEL GREASE FITTINGS


BRASS FITTINGS

DRIVE TYPE

PART #	SIZE	A	B	APPROX. WT. LBS.	LIST PRICE
36160	5/16"	0.55	0.25	0.01	---

BALL CHECK Drive Type


#608 1608 5021

DRIVE TYPE

PART #	SIZE	A	B	APPROX. WT. LBS.	LIST PRICE
36164	3/16"	0.52	0.25	0.01	---

BALL CHECK

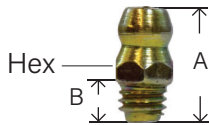
#728 1728 2316 5033

DRIVE TYPE

PART #	SIZE	A	B	APPROX. WT. LBS.	LIST PRICE
36166	1/4"	0.55	0.23	0.01	---
36166SS	303 SS	0.55	0.23	0.01	---

BALL CHECK

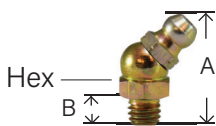
#743 1743 214 5029

METRIC

PART #	SIZE	A (MM)	B (MM)	HEX (MM)	APPROX. WT. LBS.	LIST PRICE
36168	6MM x 1	16	3.7	7	0.01	---

(Diameter x Pitch)

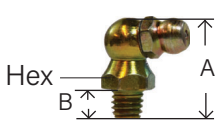
#711 6000 2106 2M6 5175

METRIC

PART #	SIZE	A (MM)	B (MM)	HEX (MM)	APPROX. WT. LBS.	LIST PRICE
36170	6MM x 1	21	3.7	9	0.02	---

45° ANGLE


#712 6045 2107 5176

METRIC

PART #	SIZE	A (MM)	B (MM)	HEX (MM)	APPROX. WT. LBS.	LIST PRICE
36172	6MM x 1	18	3.7	9	0.02	---


90° ANGLE

#713 6090 2108 ZM906 5177

METRIC

PART #	SIZE	A (MM)	B (MM)	HEX (MM)	APPROX. WT. LBS.	LIST PRICE
36174	8MM x 1	16	3.7	9	0.02	---


#811 8000 2103 ZM58 5178

METRIC

PART #	SIZE	A (MM)	B (MM)	HEX (MM)	APPROX. WT. LBS.	LIST PRICE
36176	8MM x 1	21	3.7	9	0.02	---

45° ANGLE

#812 8045 2104 ZM458 5179

METRIC

PART #	SIZE	A (MM)	B (MM)	HEX (MM)	APPROX. WT. LBS.	LIST PRICE
36178	8MM x 1	18	3.7	9	0.02	---

90° ANGLE

#813 8090 2105 ZM908 5180


WARNING: This product can expose you to chemicals, including lead, which are known to the State of California to cause cancer and birth defects or other reproductive harm. For more information, visit www.P65Warnings.ca.gov



STEEL GREASE FITTINGS

BRASS FITTINGS

METRIC

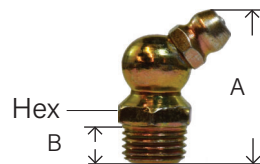


PART #	SIZE	A (MM)	B (MM)	HEX (MM)	APPROX. WT. LBS.	LIST PRICE
36180	10MM x 1	16	3.7	11	0.02	---

• Diameter x pitch (extra fine)

#911 9000 2109 ZM510 5181

METRIC




PART #	SIZE	A (MM)	B (MM)	HEX (MM)	APPROX. WT. LBS.	LIST PRICE
36182	10MM x 1	21	3.7	11	0.02	---

45° ANGLE

#912 9045 2110 ZM4510 5182


METRIC



PART #	SIZE	A (MM)	B (MM)	HEX (MM)	APPROX. WT. LBS.	LIST PRICE
36184	10MM x 1	18	3.7	11	0.02	---


90° ANGLE

#913 9090 2111 ZM9010 5183



PART #	SIZE	A	B	HEX	APPROX. WT. LBS.	LIST PRICE
36186	5/16"-24	0.65	0.12	0.375	0.02	---


#711-B 1711 2500



PART #	SIZE	A	B	HEX	APPROX. WT. LBS.	LIST PRICE
36188	3/8"-24	0.65	0.14	0.437	0.01	---

#710-B 1710 2600

BUTTON HEAD



PART #	SIZE	A	B	HEX	APPROX. WT. LBS.	LIST PRICE
36200	1/8"-27 PTF	0.75	0.34	0.625	0.03	---
36205	1/4"-18 NPT	0.83	0.44	0.625	0.03	---

1184 1186

WHIP HOSE - EXCEEDS SAE 100R1-AT - use with hand grease guns only 10,000 PSI Burst Pressure Rubber Hose




1/8" NPT Solid Base
3/16" ID
3,000 PSI Working pressure

PART #	LENGTH	LIST PRICE
36210	12" RUBBER	---
36212	18" RUBBER	---
36214	24" RUBBER	---

4 JAW GREASE GUN COUPLER

Provides quick, positive, leakproof connection w/ grease fittings.



1/8" NPTF


PART #	A	HEX	APPROX. WT. LBS.	LIST PRICE
36220	1.50	0.56	0.05	---

STEEL GREASE FITTINGS

BRASS FITTINGS

ADAPTERS FOR GREASE FITTINGS

ADAPTERS



PART #	FEMALE	MALE	L	H	WEIGHT	LIST PRICE
36300	1/8"-27 NPTF	1/4"-28" SAE-LT	.75	1/2	0.02	---
36301	1/8"-27 NPTF	1/4"-28" SAE-LT	.87	1/2	0.02	---

* carbon steel, zinc coated



PART #	FEMALE ENGLISH TO MALE ENGLISH	L	H	WEIGHT	LIST PRICE	
36304	1/4"-28 UNF	M6 x 1.0	.43	9mm	0.01	---
36305	1/4"-28 UNF	M8 x 1.0	.45	3/8	0.01	---
36306	1/4"-28 UNF	M10 x 1.0	.32	7/16	0.01	---

EXTENSIONS



PART #	FEMALE ENGLISH TO MALE ENGLISH	L	H	WEIGHT	LIST PRICE	
36307	1/4"-28 UNF	1/4"-28 SAE-LT	1.34	-	0.01	---
36311	1/8"-27 NPTF	1/8"-27 NPTF	1.25	1/2	0.04	---

*Brass plated

45° ANGLE ELBOWS



PART #	FEMALE	MALE	L	H	WEIGHT	LIST PRICE
36360	1/8"-27 NPTF	1/4"-28 SAE-LT	.81	1/2	0.02	---
36362	1/8"-27 NPTF	1/8"-27 PTF SAE Short	1.00	1/2	0.03	---

90° ANGLE ELBOWS



PART #	FEMALE	MALE	L	H	WEIGHT	LIST PRICE
36370	1/8"-27 NPTF	1/4"-28 SAE-LT	.81	1/2	0.03	---
36371	1/8"-27 NPTF	1/4"-28 SAE-LT	1.04	1/2	0.03	---
36372	1/8"-27 NPTF	1/4"-18 PTF SAE Short	1.19	9/16	0.06	---
36374	1/8"-27 NPTF	1/8"-27 PTF SAE Short	1.00	1/2	0.03	---
36375	1/8"-27 NPTF	1/8"-27 NPTF	1.13	1/2	0.03	---
36377	1/4"-18 NPTF	1/4"-18 NPTF	1.34	11/16	0.08	---
36376	1/8"-27 NPTF	1/8"-27 NPTF	1.50	5/8	0.07	---

WARNING: This product can expose you to chemicals, including lead, which are known to the State of California to cause cancer and birth defects or other reproductive harm. For more information, visit www.P65Warnings.ca.gov



BSPT/BSPP FITTINGS


BRASS FITTINGS

MALE BSPP NIPPLE



PART #	SIZE	LIST PRICE
28800	1/8 X 1/8	---
28801	1/4 X 1/8	---
28802	1/4 X 1/4	---
28803	3/8 X 1/8	---
28804	3/8 X 1/4	---
28805	3/8 X 3/8	---
28806	1/2 X 1/4	---
28807	1/2 X 3/8	---
28808	1/2 X 1/2	---
28810	3/4 X 1/2	---
28811	3/4 X 3/4	---
28812	1 X 3/4	---
28813	1 X 1	---
28814	1-1/2 X 1-1/4	---


MALE NIPPLE



BSPT X MALE NPT


PART #	SIZE	LIST PRICE
28815	1/8 X 1/8	---
28816	1/4 X 1/4	---
28817	3/8 X 3/8	---
28818	1/2 X 1/2	---
28819	3/4 X 3/4	---
28839	1 X 1	---

MALE BSPP X MALE NPT



PART #	SIZE	LIST PRICE
28976	1/4 X 1/4	---
28977	3/8 X 1/4	---
28978	3/8 X 3/8	---
28979	1/2 X 1/2	---

MALE BSPT NIPPLE



PART #	SIZE	LIST PRICE
28820	1/8 X 1/8	---
28821	1/4 X 1/8	---
28822	1/4 X 1/4	---
28823	3/8 X 1/8	---
28824	3/8 X 1/4	---
28825	3/8 X 3/8	---
28826	1/2 X 1/8	---
28827	1/2 X 1/4	---
28828	1/2 X 3/8	---
28829	1/2 X 1/2	---
28832	3/4 X 1/2	---
28833	3/4 X 3/4	---
28945	1 X 3/4	---
28910	1 X 1	---

BSPP COUNTERSUNK SEALED PLUG



PART #	SIZE	LIST PRICE
28835	1/8	---
28836	1/4	---
28837	3/8	---
28838	1/2	---

BSPT HEX COUNTERSUNK PLUG



PART #	SIZE	LIST PRICE
28840	1/8	---
28841	1/4	---
28842	3/8	---
28843	1/2	---
28844	3/4	---

FEMALE BSP CAP



BSP SEALS W/ BOTH BSPT & BSPP

PART #	SIZE	LIST PRICE
28855	1/8	---
28856	1/4	---
28857	3/8	---
28858	1/2	---
28859	3/4	---

BARB X FEMALE BSPP SWIVEL




PART #	SIZE	LIST PRICE
28851	1/4 X 1/4	---
28852	3/8 X 3/8	---
28853	1/2 X 1/2	---
28854	3/4 X 3/4	---

WARNING: This product can expose you to chemicals, including lead, which are known to the State of California to cause cancer and birth defects or other reproductive harm. For more information, visit www.P65Warnings.ca.gov


BRASS

BSPT/BSPP FITTINGS

BRASS FITTINGS

BSPT MALE X FEMALE NPT


PART #	SIZE	LIST PRICE
28860	1/8 X 1/8	---
28861	1/4 X 1/4	---
28862	3/8 X 3/8	---
28863	1/2 X 1/2	---
28864	3/4 X 3/4	---
28866	1 X 1	---

NPT MALE X FEMALE BSP


PART #	SIZE	LIST PRICE
28867	1/8 X 1/8	---
28868	1/4 X 1/4	---
28869	3/8 X 3/8	---
28870	1/2 X 1/2	---
28871	3/4 X 3/4	---

**BUSHING BSPT MALE X
BSP FEMALE**


PART #	SIZE	LIST PRICE
28872	1/8 X 1/8	---
28845	1/8 X 3/8	---
28873	1/4 X 1/8	---
28846	1/4 X 3/8	---
28847	1/4 X 1/2	---
28874	3/8 X 1/8	---
28875	3/8 X 1/4	---
28848	3/8 X 3/8	---
28876	1/2 X 1/4	---
28877	1/2 X 3/8	---
28878	3/4 X 1/2	---
28879	1 X 3/4	---

BARB X BSPP

PART #	SIZE	LIST PRICE
29122	3/8 X 1/4	---
29123	1/2 X 1/4	---

**BRASS RIGID MALE
BARB ADAPTER**

PART #	HOSE I.D. X BSPT	LIST PRICE
32450	1/4 x 1/8	---
32451	1/4 x 1/4	---
32452	3/8 x 1/4	---
32453	3/8 x 3/8	---
32454	3/8 x 1/2	---
32455	1/2 x 3/8	---
32456	1/2 x 1/2	---
32457	3/4 x 3/4	---
32458	1 x 1	---
28968	1/2 X 3/4	---

**MALE BSPP X FEMALE
BSP ADAPTER**


PART #	SIZE	LIST PRICE
28880	1/8 X 1/8	---
28881	1/8 X 1/4	---
28882	1/4 X 1/8	---
28883	1/4 X 1/4	---
28884	1/4 X 3/8	---
28885	3/8 X 1/8	---
28886	3/8 X 1/4	---
28887	3/8 X 3/8	---
28888	3/8 X 1/2	---
28889	1/2 X 1/4	---
28890	1/2 X 3/8	---
28891	1/2 X 1/2	---
28951	1/2 X 1/8	---
28892	3/4 X 1/4	---
28893	3/4 X 1/2	---

FE BSPP X FE NPT

PART #	SIZE	LIST PRICE
29111	1/8 X 1/8	---
29112	1/4 X 1/4	---
29113	3/8 X 1/4	---
29114	3/8 X 3/8	---
29115	1/2 X 1/4	---
29116	1/2 X 1/2	---
29119	1-1/2 X 1-1/2	---
29120	2 X 2	---

FEMALE BSP COUPLING

PART #	SIZE	LIST PRICE
28894	1/8 X 1/8	---
28895	1/4 X 1/8	---
28896	1/4 X 1/4	---
28897	3/8 X 1/8	---
28898	3/8 X 1/4	---
28899	3/8 X 3/8	---
28900	1/2 X 1/4	---
28901	1/2 X 3/8	---
28902	1/2 X 1/2	---
28903	3/4 X 3/4	---

MALE NPT X FE BSPT

PART #	SIZE	LIST PRICE
29104	1/8 X 1/8	---
29105	1/4 X 1/4	---
29106	3/8 X 3/8	---
29107	1/2 X 1/2	---
29108	3/4 X 3/4	---
29109	1 X 1	---
29110	1-1/4 X 1-1/4	---

WARNING: This product can expose you to chemicals, including lead, which are known to the State of California to cause cancer and birth defects or other reproductive harm. For more information, visit www.P65Warnings.ca.gov



BSPT/BSPP FITTINGS

BRASS FITTINGS

90° BSPT MALE ELBOW



PART #	SIZE	LIST PRICE
28905	1/8 X 1/8	---
28906	1/4 X 1/4	---
28907	3/8 X 3/8	---
28908	1/2 X 1/2	---
28909	3/4 X 3/4	---

MALE BSPT X FEMALE BSP 90° ELBOW




PART #	SIZE	LIST PRICE
28911	1/8 X 1/8	---
28912	1/4 X 1/4	---
28944	3/8 X 3/8	---
28915	3/4 X 3/4	---

BSP FEMALE 90° ELBOW



PART #	SIZE	LIST PRICE
28917	1/8 X 1/8	---
28918	1/4 X 1/4	---
28919	3/8 X 3/8	---
28920	1/2 X 1/2	---
28921	3/4 X 3/4	---

BSPT TEE



PART #	SIZE	LIST PRICE
28927	1/2	---
28928	3/4	---

BSP FEMALE TEE



PART #	SIZE	LIST PRICE
28930	1/8	---
28931	1/4	---
28932	3/8	---
28933	1/2	---
28934	3/4	---

BSP MALE RUN TEE



PART #	SIZE	LIST PRICE
28947	1/8	---
28948	1/4	---
28949	3/8	---
28950	1/2	---

45° MALE BSPT X FE BSPT



PART #	SIZE	LIST PRICE
28965	1/8 X 1/8	---

FE BSP BRANCH TEE



PART #	SIZE	LIST PRICE
29129	1/4	---


WARNING: This product can expose you to chemicals, including lead, which are known to the State of California to cause cancer and birth defects or other reproductive harm. For more information, visit www.P65Warnings.ca.gov

BRASS


SPECIALTY VALVES

BRASS FITTINGS

SPECIALTY VALVES AND COCKS




DRAIN COCKS



AIR VALVES



3, 4 AND 6 WAY



NEEDLE



MARINE & ANTI-SIPHON



PANEL MOUNT BALL VALVES



TRUCK




MINI BALL



SOLID BOTTOM SHUT-OFF



CHECK



SPRING BOTTOM SHUT-OFF

See our valve section for much, much more!

WARNING: This product can expose you to chemicals, including lead, which are known to the State of California to cause cancer and birth defects or other reproductive harm. For more information, visit www.P65Warnings.ca.gov

DRAIN COCKS

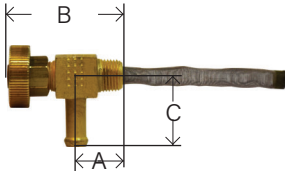
BRASS FITTINGS

DRAIN COCKS

- For use with low pressure air, water and fluids.
- Designed for a working pressure of 150 psi @ 250°.
- Hand-tightening provides a metal-to-metal seal.
- Not intended for natural gas, LPG, nuclear or aircraft applications.

Install on your tank for easy draining


GASOLINE SHUT OFF w/ SCREEN FILTER



PART #	BARB X MALE PIPE	A	B	C	APPROX. WT. LBS.	LIST PRICE
46064	1/4" x 1/8"	0.55	1.34	0.66	0.06	---

827


DRAIN COCK 150 PSI - Trunk Air Tank



PART #	MALE PIPE	A	B	APPROX. WT. LBS.	LIST PRICE
46066	1/4"	1.73	1.41	0.22	---

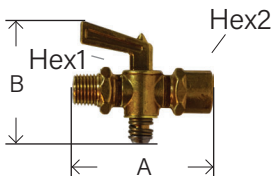
DCR601-4

TRUCK DRAIN - 125 P.S.I.G



PART #	MALE PIPE	INDUS-TRY NUMBER	A	B	HEX	APPROX. WT. LBS.	LIST PRICE
46067	1/8"		1.53	1.95	0.62	0.14	---
46068	1/4"	W15310	1.53	1.95	0.62	0.18	---

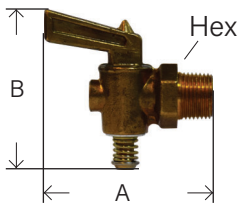
SHUT OFF - 150 P.S.I max.



PART #	MALE PIPE X FEMALE PIPE	INDUS-TRY NUMBER	A	B	HEX 1	HEX 2	APPROX. WT. LBS.	LIST PRICE
46069	1/4"	W20332	1.96	1.96	0.75	0.62	0.20	---

#60HC 3380-A 0903610 367

LEVER HANDLE



- 30 psi

*Valve is closed when handle is in the position of the picture

PART #	MALE PIPE	INDUS-TRY NUMBER	A	B	HEX	APPROX. WT. LBS.	LIST PRICE
46070	1/8"	M-41-P	1.99	1.80	0.62	0.04	---
46071	1/4"	M-42-P	2.06	1.81	0.62	0.06	---
46072	3/8"	M-43-P	2.30	2.29	0.81	0.08	---
46073	1/2"	M-44-P	3.00	2.50	0.87	0.16	---

840 41D DC601


AIR TANK DRAIN PULL VALVE



PART #	SIZE	DESCRIPTION	LIST PRICE
39595	1/4" male	5ft nylon coated pull cable	---
39596	1/4" male	4ft nylon coated pull cable	---
39597	1/4" male	3ft nylon coated pull cable	---
39600	1/4" male	Air valve only	---


DRAIN COCKS

BRASS FITTINGS

INTERNAL SEAT


PART #	MALE PIPE	INDUSTRY NUMBER	A	HEX	APPROX. WT. LBS.	LIST PRICE
46079	1/8"	6783	1.45	0.55	0.02	---

DC602 808 400A 1800A

INTERNAL SEAT - Wing Nut Handle

PART #	MALE PIPE	INDUSTRY NUMBER	A	HEX	APPROX. WT. LBS.	LIST PRICE
46074	1/8"	130	0.92	0.40	0.04	---
46075	1/4"	140	0.94	0.56	0.06	---
46077	3/8"	230	1.27	0.68	0.08	---

HB - 5/16 803 305A


LONG INTERNAL SEAT

46078

46076


PART #	SIZE	IND #	A	HEX	APPROX. WT. LBS.	LIST PRICE
46078	1/8 MIP		1.85			---
46076	3/8" Hose I.D.		1.65	0.43	0.02	---

809

PIN HANDLE - Internal Seat

PART #	MALE PIPE	INDUSTRY NUMBER	A	HEX	APPROX. WT. LBS.	LIST PRICE
46080	1/8"	M-200-P	1.22	0.50	0.04	---
46081	1/4"	M-201-P	1.31	0.56	0.06	---
46082	3/8"	M-202-P	1.53	0.68	0.12	---

DC603 802

EXTERNAL SEAT w/ SPOUT

PART #	MALE PIPE	INDUSTRY NUMBER	A	HEX	APPROX. WT. LBS.	LIST PRICE
46084*	1/4"	6788	1.56	0.56	0.02	---

* Replaces GM # 511771 & Chrysler #836015

200A 239 DC606 807

BIBB VALVE

PART #	MALE PIPE	INDUSTRY NUMBER	A	B*	C	APPROX. WT. LBS.	LIST PRICE
46088	1/8"	150	0.82	1.60	0.55	0.04	---
46089	1/4"	120	0.89	1.59	0.54	0.06	---
46089A	1/4"	6660	0.55	1.34	0.66	0.06	---

* With valve closed

804 DC607 2019 201DH

RADIATOR TYPE - External Seat

PART #	MALE PIPE	INDUSTRY NUMBER	IND #	A	HEX	APPROX. WT. LBS.	LIST PRICE
46085	1/8"	M-320-P	135	0.90	0.43	0.02	---
46086	1/4"	M-321-P	145	1.00	0.56	0.04	---
46087	3/8"	M-322-P	270	1.25	0.68	0.08	---
46083	1/2"	108	108	1.48	0.87	0.12	---

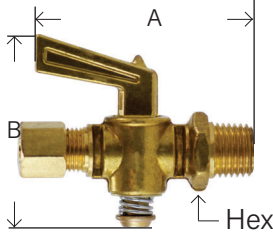
320D 240 DC604 801

SHUT-OFF COCKS

BRASS FITTINGS

- Designed for working pressure of 30 PSI.
- Forged brass bodies and brass handles.
- Instantaneous off-on operation with 360 rotation.
- Not good for gasoline.

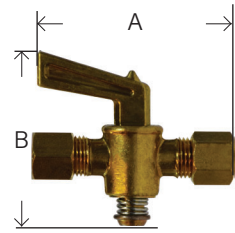
COMPRESSION X MALE PIPE



PART #	COMP X MALE PIPE	IND. #	A	B	HEX	APPROX. WT. LBS.	LIST PRICE
46130	1/4" x 1/8"	27-C	1.87	1.81	0.51	0.14	---
46131	1/4" x 1/4"	227-C	2.05	1.86	0.62	0.15	---

868 V304C 2068 133C VC206

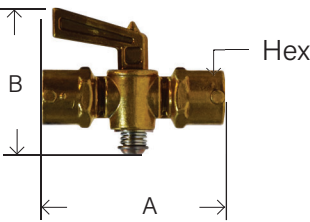
COMPRESSION X COMPRESSION



PART #	COMP X COMP	IND. #	A	B	APPROX. WT. LBS.	LIST PRICE
46140	1/4"	28-C	1.82	1.84	0.12	---
46141	5/16"	30-C	1.84	1.88	0.14	---
46142	3/8"	58-C	1.87	1.80	0.14	---

V3030F 2062 134C

FEMALE X FEMALE PIPE

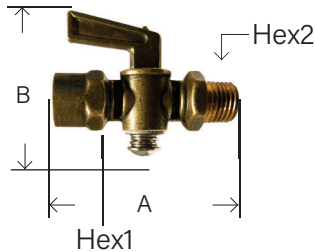


PART #	IND. #	FEMALE PIPE X FEMALE PIPE	A	B	HEX	APPROX. WT. LBS.	LIST PRICE
46151	31-P	1/8"	1.77	1.79	0.56	0.12	---
46152	32-P	1/4"	2.28	1.82	0.69	0.20	---
46153	40-P	3/8"	2.44	2.28	0.81	0.30	---

* 150 PSI

V403P 132C 875

MALE PIPE X FEMALE




PART #	MALE PIPE X FEMALE PIPE	IND. #	A	B	HEX 1	HEX 2	APPROX. WT. LBS.	LIST PRICE
46160	1/8"	48-P	2.03	1.84	0.50	0.56	0.14	---
46161	1/4"	49-P	2.26	1.79	0.69	0.69	0.18	---
46161T*	1/4"		2.26	1.98	0.69	0.69	0.20	---
46162	3/8"	50-P	2.33	2.28	0.82	0.82	0.28	---

* 150 PSI

880 V402P 130C

MALE PIPE X MALE PIPE



PART #	MALE PIPE X MALE PIPE	IND. #	A	B	HEX	APPROX. WT. LBS.	LIST PRICE
46165	1/8"	76-P	2.15	1.80	0.69	0.12	---
46166	1/4"	77-P	2.22	1.84	0.70	0.17	---
46167	3/8"	78-P	2.43	2.24	0.82	0.22	---

* 150 PSI

1V401P 890

NEEDLE VALVES

BRASS FITTINGS

NEEDLE VALVES


These are NOT Lead Free See lead Free Section for Lead Free products

Made with either pin handle or pressed on handle.

Please specify if you have a preference.

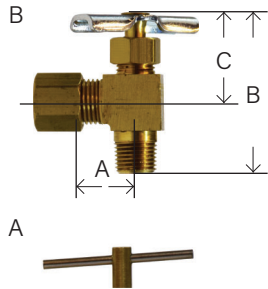
- Used on instrumentation, hydraulic, and pneumatic systems.
- Designed for a maximum working pressure of 150 PSI.

- Provided with steel handles and metal-to-metal seats with fine-thread screwdown.
- Not designed for natural gas, LPG, nuclear or aircraft applications.
- Always install with pressure against the seat.

COMP X MALE PIPE

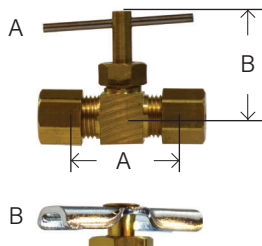
PART #	COMP X MALE PIPE	IND. #	A	B	APPROX. WT. LBS.	LIST PRICE
46002	1/4" x 1/8"	M-101-C	1.29	1.12	0.07	---
46003	1/4" x 1/4"	M-101-C	1.27	1.14	0.10	---

NV106C 2205 820 3068

COMP X MALE PIPE-ANGLE

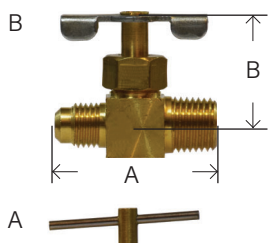
PART #	COMP X MALE PIPE	HAN-DLE	IND. #	A	B	C	APPROX. WT. LBS.	LIST PRICE
46011	1/4" x 1/8"	A	M-103-C	0.56	1.48	0.93	0.08	---
46012	1/4" x 1/4"	B	M-104-C	0.62	1.67	0.90	0.13	---
46013	5/16" x 1/8"	B	M-104-C	0.63	1.63	0.95	0.10	---
46016	3/8" x 1/4"	A	M-303-C	0.65	1.71	0.92	0.16	---

NV104C 2203 821 3069

COMP X COMP

PART #	COMP X COMP	HANDLE	IND. #	A	B	APPROX. WT. LBS.	LIST PRICE
46020	3/16"	B	M-105-C	1.06	0.88	0.08	---
46021	1/4"	A	M-106-C	1.17	1.12	0.10	---
46022	5/16"	A	M-107-C	1.22	1.08	0.12	---
46023	3/8"	B	M-113-C	1.31	1.15	0.13	---

NV105C 3062 2201 822

FLARE X MALE PIPE

PART #	MALE FLARE X MALE PIPE	HAN-DLE	IND. #	A	B	APPROX. WT. LBS.	LIST PRICE
46028	1/4" x 1/8"	A	M-104-SAE	1.35	1.12	0.07	---
46029	1/4" x 1/4"	B	M-1040-SAE	1.38	0.88	0.09	---


NV103F 2405 823 3048

WARNING: This product can expose you to chemicals, including lead, which are known to the State of California to cause cancer and birth defects or other reproductive harm. For more information, visit www.P65Warnings.ca.gov

NEEDLE VALVES

BRASS FITTINGS

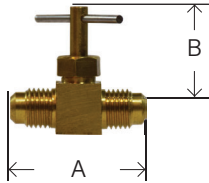
FLARE X MALE PIPE



PART #	MALE FLARE X MALE PIPE	IND. #	A	B	C	APPROX. WT. LBS.	LIST PRICE
46036	1/4" x 1/8"	M-103-SAE	0.68	1.54	0.86	0.08	---
46040	3/8" x 1/4"	M-303-SAE	0.95	1.86	0.90	0.17	---

NV101F 2403 824 3049


FLARE X FLARE



PART #	MALE FLARE X MALE FLARE	IND. #	A	B	APPROX. WT. LBS.	LIST PRICE
46045	1/4"	M-110-SAE	1.48	1.20	0.18	---
46046	3/8"	M-115-SAE	1.79	1.19	0.20	---

NV102F 3042 825 2401

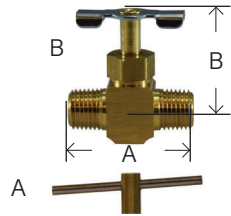
MULTI-PURPOSE AIR VENT



PART #	MALE PIPE	A	HEX	APPROX. WT. LBS.	LIST PRICE
46048	1/8"	0.78	0.43	0.02	---

705

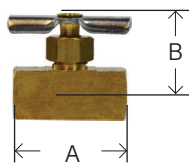
MALE PIPE TO MALE PIPE



PART #	MALE PIPE X MALE PIPE	HANDLE	IND. #	A	B	APPROX. WT. LBS.	LIST PRICE
46050	1/8"	A	M-108-P	1.25	1.09	0.08	---
46051	1/4"	B	M-110-P	1.69	1.00	0.16	---

NV107P 2301 826 3122

FEMALE PIPE X FEMALE PIPE

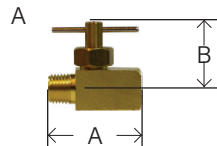


PART #	FEMALE PIPE X FEMALE PIPE	IND. #	A	B	APPROX. WT. LBS.	LIST PRICE
46055*	1/8"	M-304-P	1.18	0.84	0.18	---
46056	1/4"	M-3044-P	1.60	1.24	0.21	---

* Pressed on handle

6800 NV109P 2304 817 3103

MALE X FEMALE PIPE



PART #	MALE PIPE X FEMALE PIPE	HANDLE	IND. #	A	B	APPROX. WT. LBS.	LIST PRICE
46060	1/8"	A	M-305-P	1.18	1.09	0.10	---
46061	1/4"	A	M-3055-P	1.60	1.14	0.18	---

NBR seals -30°C to 120°C

NV108P 2305 818 3120

SPECIALTY VALVES

BRASS FITTINGS

BRASS TRUCK VALVES

- Used in heavy duty truck, trailer and mobile markets.
- Used on water, oil and coolant lines.
- Forged brass construction with steel handle.
- Temperature range -40° - 250°
- Max pressure 250 psi
- Metal to metal seats for high heat/ fluid compatibility
- Fine thread screw down to afford flow control ability and a positive seal.
- Not intended for natural gas, LPG, Nuclear or aircraft applications



200 PSI

TV44

BARB TO MALE PIPE

PART #	SIZE	LIST PRICE
46450	3/8 x 3/8	---
08944-0806	1/2 x 3/8	---
46451	5/8 x 3/8	---
46455	5/8 x 1/2	---
46457	3/4 x 3/8	---
46456	3/4 x 1/2	---

404V



TV45

FEMALE TO MALE PIPE

PART #	SIZE	LIST PRICE
46465	3/8 x 3/8	---
46466	3/8 x 1/2	---
46467	1/2 x 1/2	---

405V



TV49

FLARE TO MALE PIPE

PART #	SIZE	LIST PRICE
08949-0606	3/8 x 3/8	---
08949-0608	3/8 x 1/2	---
46475	1/2 x 1/2	---
46476	5/8 x 1/2	---

409V



TV412

MIP X FLARE

PART #	SIZE	LIST PRICE
46485	1/2 x 5/8	---

8875

SOLID BOTTOM VALVES

- Designed for instantaneous on-off operation.
- 3600 rotation standard.
- 30 PSI
- Packed with grease.



O-RING SEALED MIP X FIP

PART #	SIZE	LIST PRICE
46401	1/4	---
46402	3/8	---

1035D M-70-SBV

SOLID BOTTOM FUEL VALVES

- Approved for use on Motorcraft fuel lines.
- Pointer lever.
- 900 turn stop mechanism to assure positive location of the on and off positions.
- Corrosion proofed internal construction assures maximum salt atmosphere protection.
- Port hole is 1/4 (.250) diameter.
- UL listed for use in fuel oils no. 1 & no. 2, LP gas and utility gas.



PIPE MALE X FEMALE

PART #	SIZE	LIST PRICE
46401M	1/4 x 1/4	---

8980



PIPE MALE x MALE

PART #	SIZE	LIST PRICE
46406M	1/4 x 1/4	---

8990

- Good for Propane



PIPE FEMALE X FEMALE

PART #	SIZE	LIST PRICE
46411M	1/4 x 1/4	---

8975



MALE PIPE X FLARE

PART #	SIZE	LIST PRICE
46429M	1/4 x 3/8	---

8948

WARNING: This product can expose you to chemicals, including lead, which are known to the State of California to cause cancer and birth defects or other reproductive harm. For more information, visit www.P65Warnings.ca.gov

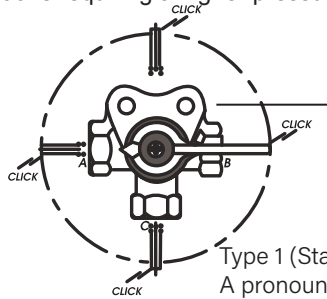
SPECIALTY VALVES

BRASS FITTINGS

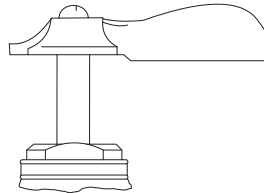
GROUND PLUG SHUT-OFF COCKS

NON-LUBRICATED PLUG VALVES are designed to operate in systems where INSTANTANEOUS PORT SELECTION is desired. Since LUBRICANTS ARE NOT USED, relubrication is not required. There is no lubricant to freeze and lock the valve or to contaminate fine fluids. The O-RING SEALED CAP and STEM eliminate leakage to atmosphere. The mating BRASS BODY and CELCON PLUG produce a fine seal that WILL NOT SEIZE OR GALL.

Designed for PANEL or BRACKET MOUNTING. They are generally recommended for operation in GASOLINE, OIL, AIR, WATER and DETERGENT systems from minus 400 to 1800F, at a maximum operating pressure of 30 p.s.i.g. The fluid port size is 9/32 (.281) diameter for 1/8 and 1/4 sizes, 5/16 (.312) diameter for the 3/8 size. (Consult factory for applications requiring a higher pressure).



Bracket Mount
Bracket Mount

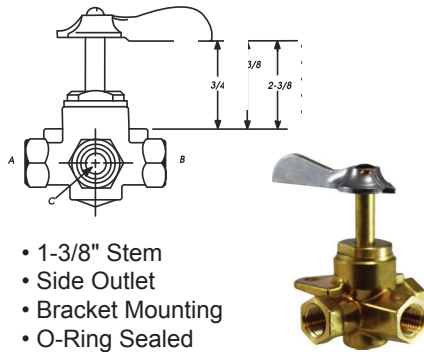


PANEL MOUNTING AVAILABLE

Type 1 (Standard)

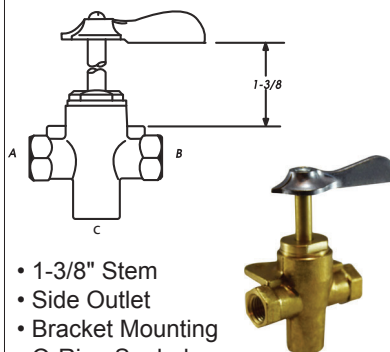
A pronounced "click" may be felt at each position. Handle travel is not restricted.

THREE-WAY VALVES (SIDE OUTLET)



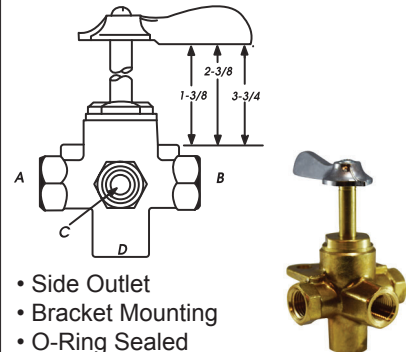
- 1-3/8" Stem
- Side Outlet
- Bracket Mounting
- O-Ring Sealed
- 4-way celcon roter standard

THREE-WAY VALVES (BOTTOM OUTLET)



- 1-3/8" Stem
- Side Outlet
- Bracket Mounting
- O-Ring Sealed
- 4-way celcon roter standard

FOUR-WAY VALVES



- Side Outlet
- Bracket Mounting
- O-Ring Sealed
- 4-way celcon roter standard

LESS CLICK

PART #	A-B-C FEMALE PIPE THREAD	LENGTH OF STEM	LIST
46247	1/4	1-3/8"	---
46248	3/8	1-3/8"	---

LESS CLICK

PART #	A-B-C FEMALE PIPE THREAD	LENGTH OF STEM	LIST
46241	1/4	1-3/8"	---

M-114-MID WITH CLICK (3600)

PART #	A-B-C-D FEMALE PIPE THREAD	LENGTH OF STEM	LIST
46255	1/4	1-3/8"	---
46256	3/8	1-3/8"	---

M-108-MID WITH CLICK 3600

PART #	A-B-C FEMALE PIPE THREAD	LENGTH OF STEM	LIST
46250	1/8	1-3/8"	---
46251	1/4	1-3/8"	---
46252	3/8	1-3/8"	---

WITH CLICK 3600

PART #	A-B-C FEMALE PIPE THREAD	LENGTH OF STEM	LIST
46244	1/4	1-3/8"	---

Openings:

Handle Pointer over A.....Valve Open A-C
 Handle Pointer over C.....Valve Open B-C
 Handle Pointer over B.....Valve "OFF"
 Handle Pointer over Bracket.....Valve "OFF"

V406P 6749

Openings:

Handle Pointer over A.....Valve Open A-C
 Handle Pointer over B.....Valve Open B-C
 Handle Pointer over Bracket.....Valve "OFF"

Openings:

Handle Pointer over A.....Valve Open A-D
 Handle Pointer over C.....Valve Open C-D
 Handle Pointer over B.....Valve Open B-D
 Handle Pointer over Bracket.....Valve "OFF"

WARNING: This product can expose you to chemicals, including lead, which are known to the State of California to cause cancer and birth defects or other reproductive harm. For more information, visit www.P65Warnings.ca.gov

BRASS

MARINE FITTINGS


BRASS FITTINGS

MARINE FITTINGS

- Calibrated to support 30" column of gasoline.
- Flo direction <-

BRASS ANTI-SIPHON VALVES MALE X MALE

PART #	SIZE	LIST PRICE
46520	1/4 x 1/4	---
46521	3/8 x 3/8	---
46522	1/2 x 1/2	---


BRASS ANTI-SIPHON VALVES BARB X NPT

PART #	SIZE	LIST PRICE
46529	1/4 x 1/4	---
46530	5/16 x 1/4	---
46531	3/8 x 1/4	---
46532	3/8 x 3/8	---
46533	1/2 x 3/8	---

MINI BALL VALVE - BRASS W/ SS HANDLE AND NUT

PART #	BARB X MIP	LIST PRICE
46987	3/8 x 1/4	---
46988	3/8 x 3/8	---
46989	1/2 x 1/2	---

- NBR O-Ring
- Brass or Aluminum
- Working temp 180°F
- #316 Ball & Spring
- 3,000 PSI

MALE MIP X FEMALE FIP BRASS

PART #	SIZE	LIST PRICE
46523	1/4	---
46524	3/8	---

WARNING: This product can expose you to chemicals, including lead, which are known to the State of California to cause cancer and birth defects or other reproductive harm. For more information, visit www.P65Warnings.ca.gov




MINIATURE BALL VALVES

BRASS FITTINGS


BRASS MINIATURE BALL VALVES

- Working Pressure up to 1000 P.S.I.G.
- ASTM B-16 Corrosion Resistant Brass Body.
- Non-Adjusting Viton O-Ring Stem Seal Design Never Needs Tightening.
- Highly Inert Teflon Seats.
- Long Life Nickel Plated Brass Ball.
- Blow-Out Proof Stem for Safety.
- Temperature: -40°F to 300°F
- 1/4 Turn Instantaneous On-Off Operation.
- Quarter Turn Handle Design.
- Water, Oil, and Air Pressure Systems.
- Ideal for tight, confined areas, or when routing aesthetics are desired. Applications include instrumentation, gas sampling systems, high pressure gauges, test stands, hydraulic and pneumatic service lines on capital equipment.
- Not good for steam.
- Good for propane, gas and diesel.



MALE X FEMALE

PART #	SIZE	LIST PRICE
46900	1/8 x 1/8	---
46903	1/4 x 1/4	---



MALE X MALE

PART #	SIZE	LIST PRICE
46910	1/8 x 1/8	---
46912	1/4 x 1/4	---



MALE PIPE X HOSE BARB

PART #	SIZE	LIST PRICE
46980	1/4 x 1/4	---
46981	1/4 x 3/8	---

FEMALE X FEMALE



PART #	SIZE	LIST PRICE
46920	1/8 x 1/8	---
46922	1/4 x 1/4	---



PART #	SIZE	LIST PRICE
46922A	1/4 x 1/4	---
46923	3/8 x 3/8	---



PART #	SIZE	LIST PRICE
46924	1/2 x 1/2	---

U.L. TWO WAY VALVES

- Buna-N Seal, Teflon Seat Plated metal handle, plated brass ball.
- 250 PSI Working Pressure



U.L. TWO WAY VALVES

PART #	SIZE	LIST PRICE
46440	1/4 x 1/4	---



U.L. TWO WAY VALVES

PART #	SIZE	LIST PRICE
46443	1/4 x 1/4	---

PANEL MOUNT BRASS BALL VALVES

- Working pressure: 1500 psi wog for 1/8" to 1/4", 1000 psi wog for 3/8" to 1/2"
- Vacuum rating: 29.92" Hg
- Working temp: -40°F to +300°F
- Panel mount hole is 9/16" Dia.
- Brass body cap, PTFE ball seats, Viton stem sealing, Brass chrome plated ball

FEMALE X FEMALE



PART #	SIZE	LIST PRICE
46830	1/8 x 1/8	---
46832	1/4 x 1/4	---
46833	3/8 x 3/8	---

FEMALE X FEMALE



PART #	SIZE	LIST PRICE
46878	1/4 x 1/4	---



PART #	SIZE	LIST PRICE
46951	1/8 FPT	---
46956	1/4 FPT	---

WARNING: This product can expose you to chemicals, including lead, which are known to the State of California to cause cancer and birth defects or other reproductive harm. For more information, visit www.P65Warnings.ca.gov


BRASS

NICKEL PLATED PUSH-IN FITTINGS


BRASS FITTINGS

CHROME PLATED BRASS MINI BALL VALVES

- Compact Design
- Max Working Pressure 250 psi

**PUSH-IN X PUSH-IN**

PART #	SIZE	BOX/CASE	WGT.	LIST PRICE
28400	1/8			---
28401	1/4	30/300	.10	---
28402	3/8	20/200	.21	---
28406	1/2			---

**PUSH-IN X MALE PIPE**

PART #	SIZE TUBE X MIP	BOX/ CASE	WGT.	LIST PRICE
28407	1/4 x 1/8			---
28404	1/4 x 1/4	30/300	.10	---
28405	3/8 x 3/8	20/200	.17	---

**FIP X FIP**

PART #	SIZE	BOX/CASE	WGT.	LIST PRICE
46650	1/8	30/300	.11	---
46651	1/4	30/300	.10	---
46652	3/8	20/200	.14	---
46653	1/2			---

- Optional colors of handle plate for identification

**MIP X FIP**

PART #	SIZE	BOX/CASE	WGT.	LIST PRICE
46660	1/8			---
46661	1/4	30/300	.10	---
46662	3/8	20/200	.14	---

PANEL MOUNT DESIGN**FIP X FIP ANGLE**

PART #	SIZE	BOX/CASE	WGT.	LIST PRICE
46670	1/8	20/200	.19	---

**3-WAY FIP - CLOSED CENTER**

PART #	SIZE	BOX/CASE	WGT.	LIST PRICE
46681	1/4	20/200	.21	---
46682	3/8	20/200	.21	---

WARNING: This product can expose you to chemicals, including lead, which are known to the State of California to cause cancer and birth defects or other reproductive harm. For more information, visit www.P65Warnings.ca.gov

CHECK VALVES

BRASS FITTINGS

BRASS CHECK VALVES

- 500 PSI •1 PSI Cracking Pressure
- Buna-N Seal for water, air & inert gas
- Viton Seal for oil, gas & diesel fuel



- 180° temp rating


FIP X FIP

PART #	SIZE	LIST PRICE
46560	1/8"	---
46561	1/4"	---
46562	3/8"	---
46563	1/2"	---
46564	3/4"	---




FEMALE X MALE BUNA-N

PART #	SIZE	LIST PRICE
46565	1/8"	---
46566	1/4"	---
46567	3/8"	---
46568	1/2"	---



MALE X MALE

PART #	SIZE	LIST PRICE
46570	1/8"	---
46571	1/4"	---
46572	3/8"	---
46573	1/2"	---



MALE X FEMALE

PART #	SIZE	LIST PRICE
46575	1/8"	---
46576	1/4"	---
46577	3/8"	---
46578	1/2"	---

HIGH PRESSURE CHECK VALVES

MAX. 2500 PSI

Cracking Pressure 1 PSI

- Opening diameter .187
- 1800 max operating temp.
- CV = 0.4



- SS ball and spring

MNPT X MNPT

PART #	SIZE	OPENING DIA.	LIST PRICE
46500	1/4 x 1/4	0.187	---

MAX. 2500 PSI

- Flo direction ->
- Opening diameter .187
- 1800 max operating temp.
- Buna Seal



- SS ball and spring

MNPT X FNPT

PART #	SIZE	OPENING DIA.	LIST PRICE
46505	1/4 x 1/4	0.187	---

MAX. 1200 PSI

- O-Ring poppet seal Bubble tight operation
- 180°F max operating temp.



FNPT X FNPT

PART #	SIZE	OPENING DIA.	LIST PRICE
46510	1/4 x 1/4	0.25	---
46511	3/8 x 3/8	0.375	---
46512	1/2 x 1/2	0.437	---

PNEUMATIC CHECK VALVES

- Max Operating Pressure: 220 psi
- Working Pressure: 14.5-145 psi
- Cracking Pressure: 2.8 psi
- Maximum Temperatures: 140° F

Body	Chrome plated Brass
Spring	Steel
O-Ring	NBR Rubber



NPT- Inlet NPSM - Outlet

PART #	SIZE	DIMENSIONS (IN.)		LIST PRICE
		A	B	
46200	1/4	1.97	0.67	
46201	3/8	1.97	0.83	
46202	1/2	2.48	0.98	

HIGH PRESSURE CHECK VALVES

- Operates in any position, and is available in mixed or matched end combinations.

- Standard cracking pressure 1 p.s.i with a maximum operating pressure of 3000 p.s.i. and a maximum operating temperature of 180°F using Buna-N seals.

- Buna-N seals standard, other seals available.

- Guided 316 stainless steel ball + spring.


- Fixed ringed seat prevents extrusion of seal.

- Opening diameter .28

- Approximate CV 1.2


- Water G.P.M. @ 10 p.s.i. is 4.0

- Good for air



FEMALE X FEMALE

PART #	SIZE	LIST PRICE
46513	1/4	---
46517	3/8	---




FEMALE X MALE

PART #	SIZE	LIST PRICE
46514	1/4	---

WARNING: This product can expose you to chemicals, including lead, which are known to the State of California to cause cancer and birth defects or other reproductive harm. For more information, visit www.P65Warnings.ca.gov



LEAD FREE



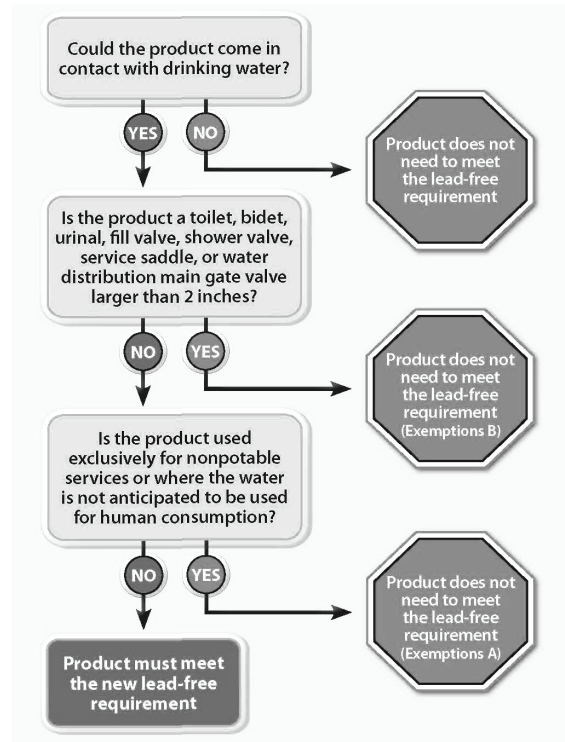
What is the new lead-free requirement?

In 2011, the Reduction of Lead in Drinking Water Act was signed into law. The Act has reduced the lead content allowed in drinking water system and plumbing materials by changing the definition of "lead-free" in Section 1417 of the Safe Drinking Water Act.

The term "lead-free" has been updated from not more than 8% lead content to mean "not more than a weighted average of 0.25% lead when used with respect to the wetted surfaces of pipes, pipe fittings, plumbing fittings and fixtures."

How do I know which products must meet the new lead-free requirement?

The prohibitions on use and introduction into commerce apply to all pipe, pipe fittings, plumbing fittings, and fixtures (henceforth referred to as "products"), including stocked inventories that have not been installed. This includes coated or uncoated brass or bronze materials. By using the flow-chart below as a guide, you can determine if a product must meet the new lead-free requirement:



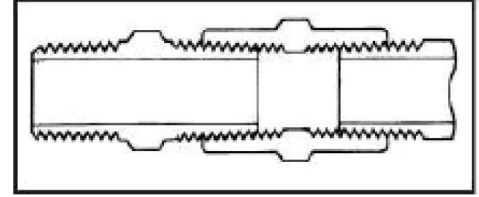
Lead-Free Requirement Exemptions

(A) The new requirement does not apply to pipes, pipe fittings, plumbing fittings, or fixtures, including backflow preventers, that are used exclusively for nonpotable service such as manufacturing, industrial processing, irrigation, outdoor watering or any other uses where the water is not anticipated to be used for human consumption.

(B) The new requirement does not apply to toilets, bidets, urinals, fill valves, flushometer valves, tub fillers, shower valves, service saddles or water distribution main gate valves 2 inches in diameter or larger.

BRASS PIPE FITTINGS LEAD FREE

- One piece construction, available in barstock or forgings
- Used with brass or steel pipe
- All pipe threads are "American Standard Taper Pipe Threads"
- Fair vibration resistance
- Used in low to medium pressure applications
- Teflon tape or pipe sealant is recommended
- Pipe threads should be tightened 2 1/2 turns past finger tight



NOMINAL PIPE SIZE	1/8	1/4	3/8	1/2	3/4	1
THREAD SIZE	1/8-27	1/4-18	3/8-18	1/2-14	3/4-14	1-11 1/2
APPROX. DIAMETER IN INCHES	3/8"	1/2"	5/8"	3/4"	1"	1-3/8"

BRASS PIPE FITTINGS

ELBOW 90° BARSTOCK



LF100

PART #	SIZE	LIST
706100-02	1/8"	---
706100-04	1/4"	---
706100-06	3/8"	---
706100-08	1/2"	---
706100-12	3/4"	---

ELBOW 90° FORGED



PART #	SIZE	LIST
706200-02	1/8"	---
706200-04	1/4"	---
706200-06	3/8"	---
706200-08	1/2"	---
706200-12	3/4"	---

REDUCING ELBOW FORGED



PART #	SIZE	LIST
706205-0604	3/8" x 1/4"	---

ELBOW 45°



LF10045

PART #	SIZE	LIST
706107-02	1/8"	---
706107-04	1/4"	---

LEAD FREE PIPE
LEAD FREE BRASS FITTINGS

TEE BARSTOCK



LF101

PART #	SIZE	LIST
706101-02	1/8"	---
706101-04	1/4"	---
706101-06	3/8"	---
706101-08	1/2"	---
706101-12	3/4"	---

TEE FORGED



PART #	SIZE	LIST
706201-02	1/8"	---
706201-04	1/4"	---
706201-06	3/8"	---
706201-08	1/2"	---
706201-12	3/4"	---

REDUCING TEE FORGED



PART #	SIZE	LIST
706206-060604	3/8"x3/8"x1/4"	---

CROSS BARSTOCK



LF102

PART #	SIZE	LIST
706102-02	1/8"	
706102-04	1/4"	
706102-06	3/8"	
706102-08	1/2"	
706102-12	3/4"	

COUPLING



LF103

PART #	SIZE	LIST
706103-02	1/8"	---
706103-04	1/4"	---
706103-06	3/8"	---
706103-08	1/2"	---
706103-12	3/4"	---

LEAD FREE PIPE
LEAD FREE BRASS FITTINGS

UNION



LF104

PART #	SIZE	LIST
706104-02	1/8"	---
706104-04	1/4"	---
706104-06	3/8"	---
706104-08	1/2"	---
706104-12	3/4"	---

CAP



LF108

PART #	SIZE	LIST
706108-02	1/8"	---
706108-04	1/4"	---
706108-06	3/8"	---
706108-08	1/2"	---
706108-12	3/4"	---

PLUG CORED SQUARE HEAD



LF

PART #	SIZE	LIST
706109-02	1/8"	---
706109-04	1/4"	---
706109-06	3/8"	---
706109-08	1/2"	---
706109-12	3/4"	---

PLUG SOLID SQUARE HEAD



LF109SD

PART #	SIZE	LIST
706114-02	1/8"	---
706114-04	1/4"	---
706114-06	3/8"	---
706114-08	1/2"	---
706114-12	3/4"	---

COUNTERSUNK PLUG HEX



LF109AL

PART #	SIZE	LIST
706115-02	1/8"	---
706115-04	1/4"	---
706115-06	3/8"	---
706115-08	1/2"	---
706115-12	3/4"	---

LEAD FREE PIPE
LEAD FREE BRASS FITTINGS

FACE BUSHING



PART #	SIZE	LIST
706140-0402	1/4" x 1/8"	---
706140-0604	3/8" x 1/4"	---
706140-0806	1/2" x 3/8"	---
706140-1208	3/4" x 1/2"	---

LF110F

PLUG CORED HEX HEAD



LF121

PART #	SIZE	LIST
706121-02	1/8"	---
706121-04	1/4"	---
706121-06	3/8"	---
706121-08	1/2"	---
706121-12	3/4"	---

PLUG SOLID HEX HEAD



PART #	SIZE	LIST
706125-02	1/8"	---
706125-04	1/4"	---
706125-06	3/8"	---
706125-08	1/2"	---

HEX BUSHING



LF110

PART #	SIZE	LIST
706110-0402	1/4" x 1/8"	---
706110-0602	3/8" x 1/8"	---
706110-0604	3/8" x 1/4"	---
706110-0802	1/2" x 1/8"	---
706110-0804	1/2" x 1/4"	---
706110-0806	1/2" x 3/8"	---
706110-1202	3/4" x 1/8"	---
706110-1204	3/4" x 1/4"	---
706110-1206	3/4" x 3/8"	---
706110-1208	3/4" x 1/2"	---
706110-1604	1" x 1/4"	---
706110-1606	1" x 3/8"	---
706110-1608	1" x 1/2"	---
706110-1612	1" x 3/4"	---

CLOSE NIPPLE



PART #	SIZE	LIST
706112-02	1/8"	---
706112-04	1/4"	---
706112-06	3/8"	---
706112-08	1/2"	---
706112-12	3/4"	---

LONG NIPPLE



PART #	SIZE	LIST
706113-0224	1/8" x 1-1/2"	---
706113-0232	1/8" x 2"	---
706113-0240	1/8" x 2-1/2"	---
706113-0248	1/8" x 3"	---
706113-0424	1/4" x 1-1/2"	---
706113-0432	1/4" x 2"	---
706113-0440	1/4" x 2-1/2"	---
706113-0448	1/4" x 3"	---
706113-0624	3/8" x 1-1/2"	---
706113-0632	3/8" x 2"	---

HEX NIPPLE



PART #	SIZE	LIST
706122-02	1/8"	---
706122-04	1/4"	---
706122-06	3/8"	---
706122-08	1/2"	---
706122-12	3/4"	---
706122-16	1"	---

REDUCING HEX NIPPLE



PART #	SIZE	LIST
706123-0402	1/4" x 1/8"	---
706123-0602	3/8" x 1/8"	---
706123-0604	3/8" x 1/4"	---
706123-0804	1/2" x 1/4"	---
706123-0806	1/2" x 3/8"	---
706123-1208	3/4" x 1/2"	---

LEAD FREE PIPE
LEAD FREE BRASS FITTINGS

REDUCING COUPLING



LF119

PART #	SIZE	LIST
706119-0402	1/4" x 1/8"	---
706119-0602	3/8" x 1/8"	---
706119-0604	3/8" x 1/4"	---
706119-0802	1/2" x 1/8"	---
706119-0804	1/2" x 1/4"	---
706119-0806	1/2" x 3/8"	---
706119-1208	3/4" x 1/2"	---


ADAPTER



LF120

PART #	SIZE	LIST
706120-0202	1/8" x 1/8"	---
706120-0402	1/4" x 1/8"	---
706120-0404	1/4" x 1/4"	---
706120-0602	3/8" x 1/8"	---
706120-0604	3/8" x 1/4"	---
706120-0606	3/8" x 3/8"	---
706120-0804	1/2" x 1/4"	---
706120-0806	1/2" x 3/8"	---
706120-0808	1/2" x 1/2"	---
706120-1208	3/4" x 1/2"	---
706120-1212	3/4" x 3/4"	---

SHORT BARSTOCK STREET ELBOW 90°



PART #	SIZE	LIST
706116-02	1/8"	---
706116-04	1/4"	---
706116-06	3/8"	---
706116-08	1/2"	---
706116-12	3/4"	---

BARSTOCK ST ELBOW



LF116

PART #	SIZE	LIST
706118-02	1/8"	---
706118-04	1/4"	---
706118-06	3/8"	---

LEAD FREE PIPE
LEAD FREE BRASS FITTINGS

FORGED* STREET ELBOW 90°



PART #	SIZE	LIST
706216-02	1/8"	---
706216-04	1/4"	---
706216-06	3/8"	---
706216-08	1/2"	---
706216-12	3/4"	---

FORGED* REDUCING STREET ELBOW



PART #	SIZE	LIST
706228-0402	1/4" x 1/8"	---
706228-0406	1/4" x 3/8"	---
706228-0608	3/8" x 1/2"	---
706228-0806	1/2" x 3/8"	---

* Forged and Barstock shapes may be substituted for one another in Lead Free.

STREET ELBOW 45°



LF124

PART #	SIZE	LIST
706124-02	1/8"	---
706124-04	1/4"	---
706124-06	3/8"	---
706124-08	1/2"	---
706124-12	3/4"	---

STREET TEE BARSTOCK



LF127

PART #	SIZE	LIST
706127-02	1/8"	---
706127-04	1/4"	---
706127-06	3/8"	---
706127-08	1/2"	---
706127-12	3/4"	---

STREET TEE FORGED



PART #	SIZE	LIST
706227-02	1/8"	---
706227-04	1/4"	---
706227-06	3/8"	---

ELBOW BARSTOCK



PART #	SIZE	LIST
706130-02	1/8"	---
706130-04	1/4"	---
706230-06	3/8"	---

LEAD FREE PIPE/LEAD FREE PUSH-ON

LEAD FREE BRASS FITTINGS

ELBOW FORGED



PART #	SIZE	LIST
706230-02	1/8"	---
706230-04	1/4"	---
706230-06	3/8"	---
706230-08	1/2"	---

REDUCING ELBOW



PART #	SIZE	LIST
706235-0402	1/4" x 1/8"	---
706235-0602	3/8" x 1/8"	---
706235-0604	3/8" x 1/4"	---
706235-0806	1/2" x 3/8"	---

TEE BARSTOCK



LF131

PART #	SIZE	LIST
706131-02	1/8"	---
706131-04	1/4"	---
706131-06	3/8"	---
706131-08	1/2"	---

TEE FORGED



PART #	SIZE	LIST
706232-02	1/8"	---
706232-04	1/4"	---
706232-06	3/8"	---

PUSH-ON

MALE ADAPTER



PART #	HOSE I.D. X MALE NPTF	LIST
707201-0402	1/4" x 1/8"	---
707201-0404	1/4" x 1/4"	---
707201-0604	3/8" x 1/4"	---
707201-0606	3/8" x 3/8"	---
707201-0608	1/2" x 3/8"	---
707201-0808	1/2" x 1/2"	---

RIGID MALE ADAPTER



LF29

PART #	HOSE I.D. X MALE NPTF	LIST
707001-0202	1/8" x 1/8"	---
707001-0204	1/8" x 1/4"	---
707001-0302	3/16" x 1/8"	---
707001-0304	3/16" x 1/4"	---
707001-0402	1/4" x 1/8"	---
707001-0404	1/4" x 1/4"	---
707001-0406	1/4" x 3/8"	---
707001-0408	1/4" x 1/2"	---
707001-0502	5/16" x 1/8"	---
707001-0504	5/16" x 1/4"	---
707001-0506	5/16" x 3/8"	---
707001-0602	3/8" x 1/8"	---
707001-0604	3/8" x 1/4"	---
707001-0606	3/8" x 3/8"	---
707001-0608	3/8" x 1/2"	---
707001-0804	1/2" x 1/4"	---
707001-0806	1/2" x 3/8"	---
707001-0808	1/2" x 1/2"	---
707001-0812	1/2" x 3/4"	---
707001-1006	5/8" x 3/8"	---
707001-1008	5/8" x 1/2"	---
707001-1012	5/8" x 3/4"	---
707001-1208	3/4" x 1/2"	---
707001-1212	3/4" x 3/4"	---
707001-1612	1" x 3/4"	---
707001-1616	1" x 1"	---

RIGID FEMALE ADAPTER




LF29F

PART #	HOSE I.D. X FEMALE NPTF	LIST
707002-0202	1/8" x 1/8"	---
707002-0204	1/8" x 1/4"	---
707002-0302	3/16" x 1/8"	---
707002-0304	3/16" x 1/4"	---
707002-0402	1/4" x 1/8"	---
707002-0404	1/4" x 1/4"	---
707002-0406	1/4" x 3/8"	---
707002-0502	5/16" x 1/8"	---
707002-0504	5/16" x 1/4"	---
707002-0506	5/16" x 3/8"	---
707002-0604	3/8" x 1/4"	---
707002-0606	3/8" x 3/8"	---
707002-0608	3/8" x 1/2"	---
707002-0804	1/2" x 1/4"	---
707002-0806	1/2" x 3/8"	---
707002-0808	1/2" x 1/2"	---
707002-1212	3/4" x 3/4"	---

LEAD FREE HOSE BARBS

LEAD FREE BRASS FITTINGS

FORGED HOSE BARB 90° ELBOW



LF29EBS

PART #	HOSE I.D. X MALE NPTF	LIST
707020-0402	1/4" x 1/8"	---
707020-0404	1/4" x 1/4"	---
707020-0602	3/8" x 1/8"	---
707020-0604	3/8" x 1/4"	---
707020-0606	3/8" x 3/8"	---
707020-0608	3/8" x 1/2"	---
707020-0804	1/2" x 1/4"	---
707020-0806	1/2" x 3/8"	---
707020-0808	1/2" x 1/2"	---

HOSE BARB TEES



PART #	HOSE BARB SIZE	LIST
707024-04	1/4"	---
707024-05	5/16"	---
707024-06	3/8"	---

MENDER/ SPLICER



PART #	HOSE I.D. X HOSE I.D.	LIST
707014-03	3/16"	---
707014-04	1/4"	---
707014-05	5/16"	---
707014-06	3/8"	---
707014-08	1/2"	---
707014-10	5/8"	---
707014-12	3/4"	---

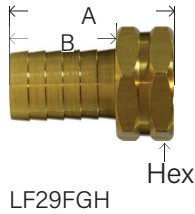
LEAD FREE MINI BALL VALVES BARB X BARB



PART #	H.B. X H.B.	LIST
944142LF	1/4"	---
944134LF	3/8"	---

BARSTOCK BRASS GARDEN HOSE COUPLINGS

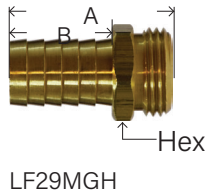
FEMALE SWIVEL ONLY



PART #	HOSE BARB X FGH	LIST
707046-0612	3/8" x 3/4"	---
707046-0812	1/2" x 3/4"	---
707046-1012	5/8" x 3/4"	---
707046-1212	3/4" x 3/4"	---

• WASHER INCLUDED

MALE END ONLY



PART #	HOSE BARB X MGH	LIST
707048-0612	3/8" x 3/4"	---
707048-0812	1/2" x 3/4"	---
707048-1012	5/8" x 3/4"	---
707048-1212	3/4" x 3/4"	---

GARDEN HOSE COUPLING

• WASHER INCLUDED



PART #	HOSE BARB SIZE	LIST
707042-08	1/2"	---
707042-10	5/8"	---
707042-12	3/4"	---

SWIVEL - FGH X FGH



LFS3

PART #	FGH X FGH	LIST
707403-12	3/4" x 3/4"	---
707402-12	no swivel	---

• WASHER INCLUDED

SWIVEL - FGH X FEMALE PIPE



LFS1
LFS2

PART #	FGH X FGH	LIST
707401-1208	3/4" x 1/2"	---
707401-1212	3/4" x 3/4"	---

• WASHER INCLUDED

RIGID - FGH X FEMALE PIPE

• WASHER INCLUDED




PART #	FGH X FGH	LIST
707411-1202	3/4" x 1/8"	---
707482-1208	3/4" x 1/2"	---
707482-1212	3/4" x 3/4"	---

LEAD FREE GARDEN HOSE

LEAD FREE BRASS FITTINGS

SWIVEL - FGH X MALE PIPE

• WASHER INCLUDED



PART #	FGH X MALE NPTF	LIST
707420-1204	3/4" x 1/4"	---
707420-1206	3/4" x 3/8"	---
707420-1208	3/4" x 1/2"	---


RIGID - FGH X MALE PIPE

• WASHER INCLUDED



PART #	FGH X FEMALE NPTF	LIST
707484-1208	3/4" x 1/2" (1/2" SWT)	---
707484-121208	3/4" x 3/4" (1/2" FIP)	---

RIGID - MGH X MGH



LF85GHT

PART #	MGH X MGH	LIST
707486-121208	3/4" x 3/4" (1/2" FIP)	---
707486-1212	3/4" x 3/4"	---

RIGID - MGH X FEMALE PIPE



LF110GH-124

PART #	MGH X FEMALE NPTF	LIST
707480-1204	3/4" x 1/4"	---
707480-1206	3/4" x 3/8"	---
707480-1208	3/4" x 1/2"	---
707480-1212	3/4" x 3/4"	---


RIGID - MGH X MALE PIPE



LF68GH1216

PART #	MGH X MALE NPTF	LIST
707478-1206	3/4" x 3/8"	---
707478-1208	3/4" x 1/2"	---
707478-120808	3/4" x 1/2" (1/2" SWT)	---
707478-121208	3/4" x 3/4" x 1/2"	---

CAST BRASS HOSE - "Y" CONNECTOR



LFHY12

PART #	FGH X MGH(2)	LIST
707461-12	3/4"	---

LEAD FREE GARDEN HOSE

LEAD FREE BRASS FITTINGS

GARDEN HOSE CAP



LFHC-12W

PART #	SIZE	LIST
707404-12	3/4" Die Cast	---

GARDEN HOSE NUT



A
707407-12



Hex
707406-12

PART #	SIZE	LIST
707407-12	Knurled	---
707406-12	Hex Nut	---

EVAPORATING COOLER ADAPTERS



LFECF12H

* Pipe Threads
** Garden Hose
Threads

PART #	MIP X FIP X FIP	LIST
30019LF*	3/4" x 3/4" x 1/8"	
30020LF**	3/4" x 3/4" x 1/8"	
30013LF*	1/2" x 1/2" x 1/8"	

LEAD FREE FLARE
LEAD FREE BRASS FITTINGS

SAE 45° brass flare fittings

- Two pieces construction – nut and body
- Use with copper, brass, aluminum, or steel tubing
- -40° to +250° F. temperature range
- Resists mechanical pullout
- Easy to disassemble and can be reassembled many times, with no effect on the seal
- Primary uses: fuel equipment, plumbing, gases, refrigeration, and vacuum lines
- Meet functional requirements for SAE, ASME and ASA codes for pressure piping



TO ASSEMBLE:

- 1 Cut smooth, square end on tubing
- 2 Slide nut onto tube - threads facing end
- 3 Flare end of tube
- 4 Thread nut to body until snug, then

TUBE O.D.	1/8	3/16	1/4	5/16	3/8	7/16	1/2	5/8	3/4	7/8	1
THREAD SIZE	5/16-24	3/8-24	7/16-20	1/2-20	5/8-18	11/16-16	3/4-16	7/8-14	11/16-14	1-1/4-12	1 3/8-12

SHORT ROD NUT



LF41S
LF41XS

PART #	THREAD SIZE UNF	LIST
704014-02	1/8"	---
704014-03	3/16"	---
704014-04	1/4"	---
704014-05	5/16"	---
704014-06	3/8"	---
704014-08	1/2"	---
704014-10	5/8"	---
704014-12	3/4"	---

SHORT FORGED NUT



PART #	THREAD SIZE UNF	LIST
704018-04	1/4"	---
704018-06	3/8"	---
704020-0604	3/8" x 1/4"	---
704018-08	1/2"	---
704020-0806	1/2" x 3/8"	---
704018-10	5/8"	---
704020-1008	5/8" x 1/2"	---
704018-12	3/4"	---

UNION



LF242

PART #	THREAD SIZE UNF	LIST
704042-02	1/8"	---
704042-03	3/16"	---
704042-04	1/4"	---
704042-05	5/16"	---
704042-06	3/8"	---
704056-0604	3/8" x 1/4"	---
704042-08	1/2"	---
704056-0804	1/2" x 1/4"	---
704056-0806	1/2" x 3/8"	---
704042-10	5/8"	---
704056-1006	5/8" x 3/8"	---
704056-1008	5/8" x 1/2"	---
704042-12	3/4"	---

CAP



LF40

PART #	THREAD SIZE UNF	LIST
704040-04	1/4"	---
704040-05	5/16"	---
704040-06	3/8"	---
704040-08	1/2"	---
704040-10	5/8"	---

UNION TEE



PART #	SIZE (1 X 2 X 3)	LIST
704044-02	1/8"	---
704044-03	3/16"	---
704044-04	1/4"	---
704044-05	5/16"	---
704044-06	3/8"	---
704044-08	1/2"	---
704044-10	5/8"	---

REDUCING UNION TEE



PART #	SIZE (1 X 2 X 3)	LIST
704059-060604	3/8" x 3/8" x 1/4"	---
704059-060608	3/8" x 3/8" x 1/2"	---
704059-080806	1/2" x 1/2" x 3/8"	---
704059-080810	1/2" x 1/2" x 5/8"	---
704059-101008	5/8" x 5/8" x 1/2"	---

PLUG



LF39

PART #	THREAD SIZE UNF	LIST
704039-04	1/4"	---
704039-06	3/8"	---
704039-08	1/2"	---
704039-10	5/8"	---

LEAD FREE FLARE
LEAD FREE BRASS FITTINGS

FEMALE ADAPTER



LF46

PART #	MALE FLARE X FEMALE NPTF	LIST
704046-0402	1/4" x 1/8"	---
704046-0404	1/4" x 1/4"	---
704046-0406	1/4" x 3/8"	---
704046-0408	1/4" x 1/2"	---
704046-0502	5/16" x 1/8"	---
704046-0504	5/16" x 1/4"	---
704046-0602	3/8" x 1/8"	---
704046-0604	3/8" x 1/4"	---
704046-0606	3/8" x 3/8"	---
704046-0608	3/8" x 1/2"	---
704046-0612	3/8" x 3/4"	---
704046-0804	1/2" x 1/4"	---
704046-0806	1/2" x 3/8"	---
704046-0808	1/2" x 1/2"	---
704046-0812	1/2" x 3/4"	---
704046-1006	5/8" x 3/8"	---
704046-1008	5/8" x 1/2"	---
704046-1012	5/8" x 3/4"	---
704046-1212	3/4" x 3/4"	---

MALE BRANCH TEE



PART #	SIZE	LIST
704045-0402	1/4" x 1/8"	---
704045-0406	1/4" x 3/8"	---
704045-0604	3/8" x 1/4"	---
704045-0606	3/8" x 3/8"	---
704045-0608	3/8" x 1/2"	---
704045-0806	1/2" x 3/8"	---
704045-0808	1/2" x 1/2"	---
704045-1008	5/8" x 1/2"	---

FORGED SWIVEL




LF700

PART #	FEMALE FLARE UNF	LIST
704070-04	1/4"	---
704070-05	5/16"	---
704070-06	3/8"	---
704070-08	1/2"	---
704070-10	5/8"	---
704075-0604	3/8" x 1/4"	---
704075-0806	1/2" x 3/8"	---

LEAD FREE FLARE
LEAD FREE BRASS FITTINGS

MALE ADAPTER



LF48
LF248

PART #	MALE FLARE X MALE NPTF	LIST
704048-0202	1/8" x 1/8"	---
704048-0302	3/16" x 1/8"	---
704048-0402	1/4" x 1/8"	---
704048-0404	1/4" x 1/4"	---
704048-0406	1/4" x 3/8"	---
704048-0408	1/4" x 1/2"	---
704048-0502	5/16" x 1/8"	---
704048-0504	5/16" x 1/4"	---
704048-0506	5/16" x 3/8"	---
704048-0602	3/8" x 1/8"	---
704048-0604	3/8" x 1/4"	---
704048-0606	3/8" x 3/8"	---
704048-0608	3/8" x 1/2"	---
704048-0612	3/8" x 3/4"	---
704048-0804	1/2" x 1/4"	---
704048-0806	1/2" x 3/8"	---
704048-0808	1/2" x 1/2"	---
704048-0812	1/2" x 3/4"	---
704048-1006	5/8" x 3/8"	---
704048-1008	5/8" x 1/2"	---
704048-1012	5/8" x 3/4"	---
704048-1208	3/4" x 1/2"	---
704048-1212	3/4" x 3/4"	---
704048-1412	7/8" x 3/4"	---

UNION ELBOW



BS
LF255B

PART #	FLARE X FLARE	LIST
704055-04	1/4"	---
704055-06	3/8"	---
704055-08	1/2"	---
704057-0806	1/2" x 3/8"	---
704055-10	5/8"	---

FLARE X FIP TEE



PART #	FLARE X FLARE X FE PIPE	LIST
704058-080808	1/2" x 1/2" x 1/2"	---

LEAD FREE FLARE
LEAD FREE BRASS FITTINGS


90° MALE ELBOW



LF249B
BS

PART #	FLARE X MALE PIPE	LIST
704049-0302	3/16" x 1/8"	---
704049-0402	1/4" x 1/8"	---
704049-0404	1/4" x 1/4"	---
704049-0406	1/4" x 3/8"	---
704049-0408	1/4" x 1/2"	---
704049-0502	5/16" x 1/8"	---
704049-0504	5/16" x 1/4"	---
704049-0602	3/8" x 1/8"	---
704049-0604	3/8" x 1/4"	---
704049-0606	3/8" x 3/8"	---
704049-0608	3/8" x 1/2"	---
704049-0612	3/8" x 3/4"	---
704049-0804	1/2" x 1/4"	---
704049-0806	1/2" x 3/8"	---
704049-0808	1/2" x 1/2"	---
704049-0812	1/2" x 3/4"	---
704049-1006	5/8" x 3/8"	---
704049-1008	5/8" x 1/2"	---
704049-1012	5/8" x 3/4"	---
704049-1208	3/4" x 1/2"	---
704049-1212	3/4" x 3/4"	---

FEMALE ELBOW



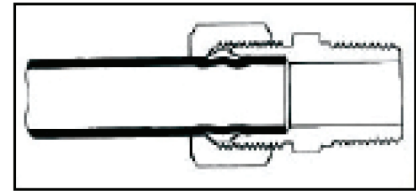
PART #	FLARE X FEMALE PIPE	LIST
704050-0402	1/4" x 1/8"	---
704050-0404	1/4" x 1/4"	---
704050-0604	3/8" x 1/4"	---
704050-0606	3/8" x 3/8"	---
704050-0608	3/8" x 1/2"	---
704050-0612	3/8" x 3/4"	---
704050-0806	1/2" x 3/8"	---
704050-0808	1/2" x 1/2"	---
704050-0812	1/2" x 3/4"	---
704050-1008	5/8" x 1/2"	---
704050-1012	5/8" x 3/4"	---
704050-1212	3/4" x 3/4"	---

LEAD FREE COMPRESSION

LEAD FREE BRASS FITTINGS

BRASS COMPRESSION FITTINGS - LEAD FREE

- Three piece construction- nut, sleeve (or ferrule) and body
- Use with copper, aluminum, or plastic tubing (plastic requires 60P sleeve and 61P insert)
- -40° to +250° F. temperature range
- Easy to disassemble, no flaring tool required
- Primary uses: water, gasoline, oil, and vacuum lines



TO ASSEMBLE:

- 1 Cut smooth, square end on tubing
- 2 Slide nut, then sleeve onto tube. Threads must face end
- 3 Insert tube into fitting
- 4 Thread nut onto fitting until snug, then as follows:

Tube O.D.	1/8	3/16	1/4	5/16	3/8	7/16	1/2	5/8	3/4	7/8
Thread Size	5/16-24	3/8-24	7/16-24	1/2-24	9/16-24	5/8-24	11/16-20	13/16-18	1-18	1-1/8-18

BRASS COMPRESSION FITTINGS

BRASS SLEEVE




LF260

- FERRULES

PART #	SIZE	LIST
700060-02	1/8"	---
700060-03	3/16"	---
700060-04	1/4"	---
700060-05	5/16"	---
700060-06	3/8"	---
700060-07	7/16"	---
700060-08	1/2"	---
700060-10	5/8"	---
700060-12	3/4"	---
700060-14	7/8"	---

60 260

DELTRIN SLEEVE



PART #	SIZE	LIST
00560-04	1/4"	---
00560-05	5/16"	---
00560-06	3/8"	---
00560-08	1/2"	---
00560-10	5/8"	---

60-P

LEAD FREE COMPRESSION

LEAD FREE BRASS FITTINGS

BRASS NUT



LF261

PART #	SIZE	LIST
700061-02	1/8"	---
700061-03	3/16"	---
700061-04	1/4"	---
700061-05	5/16"	---
700061-06	3/8"	---
700061-07	7/16"	---
700061-08	1/2"	---
700061-10	5/8"	---
700061-12	3/4"	---
700061-14	7/8"	---

BRASS INSERT



• SLEEVE

PART #	SIZE	LIST
700561-02	1/8"	---
700561-03	3/16"	---
700561-04	1/4"	---
700561-05	5/16"	---
700561-06	3/8"	---
700561-08	1/2"	---
700561-10	5/8"	---

BRASS NUT W/ CAPTIVE SLEEVE



LF611X6

PART #	SIZE	LIST
700261-02	1/8"	---
700261-03	3/16"	---
700261-04	1/4"	---
700261-05	5/16"	---
700261-06	3/8"	---
700261-08	1/2"	---
700261-10	5/8"	---
700261-12	3/4"	---
700261-14	7/8"	---

CAP




PART #	SIZE	LIST
700081-04	1/4"	---
700081-05	5/16"	---
700081-06	3/8"	---
700081-08	1/2"	---
700081-10	5/8"	---

LEAD FREE COMPRESSION

LEAD FREE BRASS FITTINGS

UNION




LF262

PART #	SIZE	LIST
700062-02	1/8"	---
700062-03	3/16"	---
700062-04	1/4"	---
700062-05	5/16"	---
700062-06	3/8"	---
700062-07	7/16"	---
700062-08	1/2"	---
700062-10	5/8"	---
700062-12	3/4"	---
700062-14	7/8"	---

M-62

REDUCING UNION



LF62R

PART #	SIZE	LIST
700082-0402	1/4" x 1/8"	---
700082-0403	1/4" x 3/16"	---
700082-0504	5/16" x 1/4"	---
700082-0604	3/8" x 1/4"	---
700082-0605	3/8" x 5/16"	---
700082-0806	1/2" x 3/8"	---
700082-1006	5/8" x 3/8"	---
700082-1008	5/8" x 1/2"	---

62-R

TANK UNION



LF62T

• DRILLED THROUGH

PART #	SIZE	LIST
700092-06	3/8"	---
700092-08	1/2"	---
700092-10	5/8"	---
700092-14	7/8"	---

TEE




LF264B

PART #	SIZE	LIST
700064-02	1/8"	---
700064-03	3/16"	---
700064-04	1/4"	---
700064-05	5/16"	---
700064-06	3/8"	---
700064-08	1/2"	---
700064-10	5/8"	---
700064-14	7/8"	---

LEAD FREE COMPRESSION

LEAD FREE BRASS FITTINGS

REDUCING TEE



LF264B

PART #	SIZE (1 X 2 X 3)	LIST
700084-040402	1/4" x 1/4" x 1/8"	---
700084-040406	1/4" x 1/4" x 3/8"	---
700084-060604	3/8" x 3/8" x 1/4"	
700084-080806	1/2" x 1/2" x 3/8"	
700084-101006	5/8" x 5/8" x 3/8"	

64-R

ELBOW




LF265

PART #	SIZE	LIST
700065-02	1/8"	---
700065-03	3/16"	---
700065-04	1/4"	---
700065-05	5/16"	---
700065-06	3/8"	---
700065-08	1/2"	---
700065-10	5/8"	---
700065-12	3/4"	---
700065-14	7/8"	---
700085-0604	3/8" x 1/4"	---
700085-0806	1/2" x 3/8"	---
700085-1006	5/8" x 3/8"	---
700085-1008	5/8" x 1/2"	

65 BSE2 165C 265C

FEMALE COUPLING




LF66
LF266

PART #	COMP. X FEMALE NPT	LIST
700066-0202	1/8" x 1/8"	---
700066-0302	3/16" x 1/8"	---
700066-0304	3/16" x 1/4"	---
700066-0402	1/4" x 1/8"	---
700066-0404	1/4" x 1/4"	---
700066-0406	1/4" x 3/8"	---
700066-0408	1/4" x 1/2"	---
700066-0502	5/16" x 1/8"	---
700066-0504	5/16" x 1/4"	---
700066-0506	5/16" x 3/8"	---
700066-0602	3/8" x 1/8"	---
700066-0604	3/8" x 1/4"	---
700066-0606	3/8" x 3/8"	---
700066-0608	3/8" x 1/2"	---
700066-0612	3/8" x 3/4"	---
700066-0804	1/2" x 1/4"	---
700066-0806	1/2" x 3/8"	---
700066-0808	1/2" x 1/2"	---
700066-0812	1/2" x 3/4"	---
700066-1006	5/8" x 3/8"	---
700066-1008	5/8" x 1/2"	---
700066-1012	5/8" x 3/4"	---
700066-1208	3/4" x 1/2"	---
700066-1212	3/4" x 3/4"	---
700066-1408	7/8" x 1/2"	---
700066-1412	7/8" x 3/4"	---

66

COMP X SWEAT ADAPTER




PART #	SIZE	LIST
700086-0610	3/8" x 1/2" nom.swt.	---

LEAD FREE COMPRESSION

LEAD FREE BRASS FITTINGS

MALE ADAPTER COMP X MIP




LF68

PART #	SIZE	LIST
700068-0202	1/8" x 1/8"	---
700068-0302	3/16" x 1/8"	---
700068-0304	3/16" x 1/4"	---
700068-0402	1/4" x 1/8"	---
700068-0404	1/4" x 1/4"	---
700068-0406	1/4" x 3/8"	---
700068-0408	1/4" x 1/2"	---
700068-0502	5/16" x 1/8"	---
700068-0504	5/16" x 1/4"	---
700068-0506	5/16" x 3/8"	---
700068-0508	5/16" x 1/2"	---
700068-0602	3/8" x 1/8"	---
700068-0604	3/8" x 1/4"	---
700068-0606	3/8" x 3/8"	---
700068-0608	3/8" x 1/2"	---
700068-0612	3/8" x 3/4"	---
700068-0704	7/16" x 1/4"	---
700068-0706	7/16" x 3/8"	---
700068-0804	1/2" x 1/4"	---
700068-0806	1/2" x 3/8"	---
700068-0808	1/2" x 1/2"	---
700068-0812	1/2" x 3/4"	---
700068-1006	5/8" x 3/8"	---
700068-1008	5/8" x 1/2"	---
700068-1012	5/8" x 3/4"	---
700068-1208	3/4" x 1/2"	---
700068-1212	3/4" x 3/4"	---
700068-1408	7/8" x 1/2"	---
700068-1412	7/8" x 3/4"	---
700068-1416	7/8" x 1"	---

LEAD FREE COMPRESSION

LEAD FREE BRASS FITTINGS


ELBOW COMP X MIP



LF269B
LF69F

PART #	SIZE	LIST
700069-0202	1/8" x 1/8"	---
700069-0302	3/16" x 1/8"	---
700069-0304	3/16" x 1/4"	---
700069-0402	1/4" x 1/8"	---
700069-0404	1/4" x 1/4"	---
700069-0406	1/4" X 3/8"	---
700069-0408	1/4" x 1/2"	---
700069-0502	5/16" x 1/8"	---
700069-0504	5/16" x 1/4"	---
700069-0506	5/16" x 3/8"	---
700069-0602	3/8" x 1/8"	---
700069-0604	3/8" x 1/4"	---
700069-0606	3/8" x 3/8"	---
700069-0608	3/8" x 1/2"	---
700069-0612	3/8" x 3/4"	---
700069-0704	7/16" x 1/4"	---
700069-0804	1/2" x 1/4"	---
700069-0806	1/2" x 3/8"	---
700069-0808	1/2" x 1/2"	---
700069-0812	1/2" x 3/4"	---
700069-1006	5/8" x 3/8"	---
700069-1008	5/8" x 1/2"	---
700069-1012	5/8" x 3/4"	---
700069-1208	3/4" x 1/2"	---
700069-1212	3/4" x 3/4"	---
700069-1412	7/8" x 3/4"	----

TANK CONNECTOR COMP X MIP



LF68T
• DRILLED
THROUGH


PART #	SIZE	LIST
700088-0302	3/16" x 1/8"	---
700088-0402	1/4" x 1/8"	---
700088-0404	1/4" x 1/4"	---
700088-0606	3/8" x 3/8"	---
700088-0608	3/8" x 1/2"	---
700088-0806	1/2" x 3/8"	---
700088-0808	1/2" x 1/2"	---
700088-1008	5/8" x 1/2"	----

69 269C BSE1 169C

LEAD FREE COMPRESSION

LEAD FREE BRASS FITTINGS

FEMALE ELBOW COMP X FIP



PART #	SIZE	LIST
700070-0202	1/8" x 1/8"	---
700070-0402	1/4" x 1/8"	---
700070-0404	1/4" x 1/4"	---
700070-0406	1/4" x 3/8"	---
700070-0502	5/16" x 1/8"	---
700070-0504	5/16" x 1/4"	---
700070-0602	3/8" x 1/8"	---
700070-0604	3/8" x 1/4"	---
700070-0606	3/8" x 3/8"	---
700070-0608	3/8" x 1/2"	---
700070-0612	3/8" x 3/4"	---
700070-0806	1/2" x 3/8"	---
700070-0808	1/2" x 1/2"	---
700070-1006	5/8" x 3/8"	---
700070-1008	5/8" x 1/2"	---
700070-1012	5/8" x 3/4"	----

45° ELBOW COMP X MIP



PART #	SIZE	LIST
700095-0402	1/4" x 1/8"	---
700095-0404	1/4" x 1/4"	---
700095-0604	3/8" x 1/4"	---
700095-0606	3/8" x 3/8"	---
700095-0806	1/2" x 3/8"	---
700095-1008	5/8" x 1/2"	---

MALE RUN TEE COMPRESSION X MIP



LF272

PART #	SIZE	LIST
700071-0402	1/4" x 1/8"	---
700071-0404	1/4" x 1/4"	---
700071-0502	5/16" x 1/8"	---
700071-0504	5/16" x 1/4"	---
700071-0604	3/8" x 1/4"	---
700071-0606	3/8" x 3/8"	---
700071-0806	1/2" x 3/8"	---

LEAD FREE COMPRESSION

LEAD FREE BRASS FITTINGS

MALE BRANCH TEE COMP X MIP



PART #	SIZE	LIST
700072-0202	1/8" x 1/8"	---
700072-0302	3/16" x 1/8"	---
700072-0402	1/4" x 1/8"	---
700072-0404	1/4" x 1/4"	---
700072-0502	5/16" x 1/8"	---
700072-0504	5/16" x 1/4"	---
700072-0602	3/8" x 1/8"	---
700072-0604	3/8" x 1/4"	---
700072-0606	3/8" x 3/8"	---
700072-0806	1/2" x 3/8"	---
700072-0808	1/2" x 1/2"	---
700072-1008	5/8" x 1/2"	---
700072-1212	3/4" x 3/4"	----

TEE COMP X FIP X MIP



PART #	SIZE	LIST
700075-040202	1/4" x 1/8 x 1/8"	---

TEE FIP X MIP X COMP



PART #	SIZE	LIST
700076-0404	1/4" x 1/4" x 1/4"	---

FEMALE BRANCH TEE COMP X FIP



PART #	SIZE	LIST
700078-0602	3/8" x 1/8"	---
700078-0604	3/8" x 1/4"	---
700078-0606	3/8" x 3/8"	---
700078-1002	5/8" x 1/8"	---

FEMALE ADAPTER COMPRESSION X FEMALE FLARE



PART #	SIZE	LIST
700093-0404	1/4" x 1/4"	---

MALE ADAPTER COMPRESSION X MALE FLARE




PART #	SIZE	LIST
700094-0404	1/4" x 1/4"	---
	1/4" x 3/8"	

LEAD FREE COMPRESSION


LEAD FREE BRASS FITTINGS

FEMALE ADAPTER (GASKET) FEMALE COMPRESSION X COMPRESSION




PART #	SIZE	LIST
730097-0604	3/8" x 1/4"	---
700097-0806	1/2" x 3/8"	---

FEMALE ADAPTER (GASKET) FEMALE FLARE X COMPRESSION



PART #	SIZE	LIST
734822-0606	9/16-24 x 3/8	---

FEMALE ADAPTER (GASKET) FE GARDEN HOSE X COMPRESSION



PART #	SIZE	LIST
737422-1204	3/4" x 1/4"	---
737422-1206	3/4" x 3/8"	----

LF124GH
LF125GH

SWIVEL ELBOW COMP X FE GARDEN HOSE SWIVEL





PART #	SIZE	LIST
707469-0612	3/8" x 3/4"	---
707469-0612*	3/8" x 3/4"	---

* COMES WITH NUT & SLEEVE

LF69GHS-162

LEAD FREE ADD-A-TEE COMP X COMP X SWIVEL FE COMPRESSION



PART #	M & F COMP X MALE COMP	LIST
700073-060604	3/8 x 1/4	---
700073-060606	3/8 x 3/8	---

• For adding a water line


• Ice makers, Coffee makers and instant hot water systems

•NSF Approved

LEAD FREE NEEDLE VALVES


LEAD FREE BRASS FITTINGS

COMP X COMP



PART #	COMP X COMP	LIST
709106-04	1/4"	---
709106-05	5/16"	---
709106-06	3/8"	---

COMP X MALE PIPE



PART #	COMP X MALE PIPE	LIST
709101-0402	1/4" x 1/8"	---
709101-0404	1/4" x 1/4"	---
709101-0604	3/8" x 1/4"	---

COMP X MALE PIPE-ANGLE



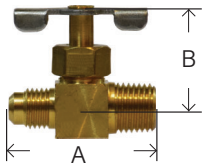
PART #	COMP X MALE PIPE	LIST
709103-0402	1/4" x 1/8"	---
709103-0404	1/4" x 1/4"	---
709103-0502	5/16" x 1/8"	---
709103-0602	3/8" x 1/8"	---
709103-0604	3/8" x 1/4"	---

FLARE X FLARE



PART #	FLARE X FLARE	LIST
709110-04	1/4"	---
709110-06	3/8"	---

FLARE X MALE PIPE




PART #	MALE FLARE X MALE PIPE	LIST
709104-0404	1/4" x 1/4"	---

FEMALE PIPE X FEMALE PIPE



PART #	FEMALE X FEMALE	LIST
709134-02	1/8" x 1/8"	---
709134-04	1/4" x 1/4"	---

MALE X FEMALE PIPE

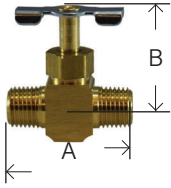


PART #	FEMALE X MALE	LIST
709135-02	1/8" x 1/8"	---
709135-04	1/4" x 1/4"	---

LEAD FREE NEEDLE VALVES

LEAD FREE BRASS FITTINGS

MALE PIPE TO MALE PIPE



PART #	MALE PIPE X MALE PIPE	LIST
709108-04	1/4"	---

VALVE WITH TEE



PART #	SIZE	LIST
709178-0406	1/4" x 3/8"	---
709178-0410	1/4" x 5/8"	---
709178-0606	3/8" x 3/8"	---

VALVE WITH SADDLE FITS UP TO 3/4" PIPE



PART #	SIZE	LIST
709195-04	1/4"	---
709195-05	5/16"	----
709195-06	3/8"	---

BRASS SADDLE



PART #	SIZE	LIST
709190	1/8"	---

SELF PIERCING SADDLE VALVES



PART #	DESCRIPTION	LIST
709199-04	Solid Pin	---
46090HLF	Hollow Pin	---

- 1/4 Tube O.D.

SELF PIERCING NEEDLE
VALVE KIT #M-104-VSP
• INDIVIDUALLY BAGGED
WITH NEEDLE VALVE

• SADDLE CLAMP

• 2 NUTS

• 2 BOLTS & WASHERS

Has brass sleeve for copper tube installation & delrin sleeve & brass insert for plastic tube installation.

ICE MAKER KITS

ICE MAKER WATER SUPPLY KIT WITH POLY TUBING



PART #	DESCRIPTION	LIST
760001	Kit	---

- Lead free fittings
- Bag with Header Card
- 25' 1/4" O.D. Polyethylene
- Self Piercing Saddle Valve
- 1/4" O.D. Compression x 1/8" MIP Elbow & Adapter
- 1/4" O.D. Compression Union
- 1/4" Inserts & Sleeves


ICE-MAKER WATER SUPPLY KIT



PART #	DESCRIPTION	LIST
760008	Kit	---

- Economy
- 25' Polyethylene Tubing
- Self Piercing Saddle Valve
- 1/4" Compression Union
- 1/4" Inserts & Sleeves

ICE-MAKER WATER SUPPLY KIT WITH COPPER TUBING



PART #	DESCRIPTION	LIST
760002	Kit	---

- Self Tapping Saddle Valve
- 25' Copper Tubing
- 1/4 Compression Union
- 1/4 x 1/8 Compression x MIP Connector
- 1/4 x 1/8 Compression x MIP Elbow

ICE-MAKER WATER SUPPLY KIT WITH COPPER TUBING



PART #	DESCRIPTION	LIST
760004	Kit	---

- Self Tapping Saddle Valve
- 10' Copper Tubing
- 1/4 Compression Union
- 1/4 x 1/8 Compression x MIP Connector
- 1/4 x 1/8 Compression x MIP Elbow

ICE-MAKER WATER SUPPLY KIT WITH COPPER TUBING




PART #	DESCRIPTION	LIST
760005	Kit	---

- Self Tapping Saddle Valve
- 15' Copper Tubing
- 1/4 Compression Union
- 1/4 x 1/8 Compression x MIP Connector
- 1/4 x 1/8 Compression x MIP Elbow


PLUMBING ACCESSORIES



SUPPLY CONNECTORS



SUPPLY STOPS




RUBBER COUPLINGS



VACUUM BREAKER



DIELECTRIC UNIONS



WARNING: This product can expose you to chemicals, including lead, which are known to the State of California to cause cancer and birth defects or other reproductive harm. For more information, visit www.P65Warnings.ca.gov

PLASTIC PEX ADAPTERS

PLUMBING ACCESSORIES

PEX COUPLING



PART #	SIZE	LIST PRICE
35231	1/2" Pex	
35232	3/4" Pex	
35233	1" Pex	
35235	1/2" Pex x 3/8" Pex	
35236	3/4" Pex x 1/2" Pex	
35237	1" Pex x 3/4" Pex	
35238	1" Pex x 1/2" Pex	

STD PEX TEE



PART #	SIZE	LIST PRICE
35240	3/8" Pex	
35241	1/2" Pex	
35243	3/4" Pex	
35244	1" Pex	
35246	1/2" Pex x 3/4" Pex	
35247	3/4" Pex x 1/2" Pex x 1/2" Pex	
35248	3/4" Pex x 1/2" Pex x 3/4" Pex	
35249	3/4" Pex x 3/4" Pex x 1/2" Pex	
35250	3/4" Pex x 3/4" Pex x 1" Pex	
35251	1" Pex x 3/4" Pex x 3/4" Pex	
35252	1" Pex x 1" Pex x 1/2" Pex	
35253	1" Pex x 1" Pex x 3/4" Pex	
35254	1" Pex x 3/4" Pex x 1" Pex	

PEX ELBOW



PART #	SIZE	LIST PRICE
35257	3/8" Pex	
35258	1/2" Pex	
35260	3/4" Pex	
35261	1" Pex	
35259	3/4" Pex x 1/2" Pex	

STD PEX X FEMALE NPT ADAPTER



PART #	SIZE	LIST PRICE
35263	1/2" Pex x 1/2" Female NPT	
36264	3/4" Pex x 3/4" Female NPT	
36265	1" Pex x 1" Female NPT	

STD PEX X FEMALE NPSM ADAPTER



PART #	SIZE	LIST PRICE
35268	3/8" Pex x 1/2" Female NPSM	
36269	1/2" Pex x 1/2" Female NPSM	
35270	1/2" Pex x 3/4" Female NPSM	
35271	3/4" Pex x 3/4" Female NPSM	
35272	3/4" Pex x 3/4" Female NPSM	

WARNING: This product can expose you to chemicals, including lead, which are known to the State of California to cause cancer and birth defects or other reproductive harm. For more information, visit www.P65Warnings.ca.gov

PLUMBING ACCESSORIES

PLASTIC PEX ADAPTERS

PLUMBING ACCESSORIES

STD PEX X MALE NPT ADAPTER



PART #	SIZE	LIST PRICE
35276	1/2" Pex x 1/2" Male NPT	
35278	1/2" Pex x 3/4" Male NPT	
35279	3/4" Pex x 1/2" Male NPT	
35280	3/4" Pex x 3/4" Male NPT	
35281	1" Pex x 1" Male NPT	

PEX MALE ELBOW



PART #	SIZE	LIST PRICE
35284	1/2" Pex x 3/8" Male	
35285	1/2" Pex x 1/2" Male	
35286	3/4" Pex x 1/2" Male	
35287	3/4" Pex x 3/4" Male	

PEX FEMALE NPSM ELBOW



PART #	SIZE	LIST PRICE
35273	1/2" Pex x 1/2" Female NPSM Elbow	

PEX TEE



PART #	SIZE	LIST PRICE
35242	1/2" Pex x 1/2" Pex x 1/2" Male	

PEX PLUG



PART #	SIZE	LIST PRICE
35290	1/2" Pex	
35291	3/4" Pex	
35292	1" Pex	

HEX NIPPLE



PART #	SIZE	LIST PRICE
35277	1/2" Male Pipe x 1/2" Male Pipe	

PEX CLAMP



PART #	SIZE	LIST PRICE
35210	1/2"	
35211	3/4"	
35212	1"	

WARNING: This product can expose you to chemicals, including lead, which are known to the State of California to cause cancer and birth defects or other reproductive harm. For more information, visit www.P65Warnings.ca.gov



LEAD FREE BRASS PEX FITTINGS & ADAPTERS

PLUMBING ACCESSORIES

MALE ADAPTER

Pex x Male Pipe



PART #	SIZE	LIST PRICE
35076	1/2" x 1/2"	
35078	1/2" x 3/4"	
38079	3/4" x 1/2"	
38080	3/4" x 3/4"	
35082	3/4" x 1"	
35083	1" x 3/4"	
35081	1" x 1"	

FEMALE ADAPTER

Pex X Female Pipe



PART #	SIZE	LIST PRICE
35062	1/2" x 3/4"	
35063	1/2" x 1/2"	
35064	3/4" x 3/4"	
35065	1" x 1"	

MALE SWEAT ADAPTER

Pex X Male Sweat



PART #	SIZE	LIST PRICE
35076S	1/2" x 1/2"	
35080S	3/4" x 3/4"	
35081S	1" x 1"	

FEMALE SWEAT ADAPTER

Pex X Female Sweat



PART #	SIZE	LIST PRICE
35063S	1/2" x 1/2"	
35064S	3/4" x 3/4"	
35065S	1" x 1"	

WARNING: This product can expose you to chemicals, including lead, which are known to the State of California to cause cancer and birth defects or other reproductive harm. For more information, visit www.P65Warnings.ca.gov

LEAD FREE BRASS PEX ADAPTERS

PLUMBING ACCESSORIES

COUPLING

Pex X Pex



PART #	SIZE	LIST PRICE
35030	3/8"	
35035	1/2" x 3/8"	
35031	1/2"	
35036	3/4" x 1/2"	
35032	3/4"	
35037	1" x 3/4"	
35033	1"	

UNION ELBOW

Pex X Pex



PART #	SIZE	LIST PRICE
35057	3/8"	
35058	1/2"	
35059	3/4" x 1/2"	
35060	3/4"	
35061	1"	

UNION TEE

Pex X Pex X Pex



PART #	SIZE	LIST PRICE
35040	3/8"	
35041	1/2"	
35043	3/4"	
35044	1"	

REDUCING UNION TEE

Pex X Pex X Pex



PART #	SIZE	LIST PRICE
35046	1/2" x 1/2" x 3/4"	
35047	3/4" x 1/2" x 1/2"	
35048	3/4" x 1/2" x 3/4"	
35049	3/4" x 3/4" x 1/2"	
35050	3/4" x 3/4" x 1"	
35051	1" x 3/4" x 3/4"	
35052	1" x 1" x 1/2"	
35053	1" x 1" x 3/4"	
35054	1" x 3/4" x 1"	

WARNING: This product can expose you to chemicals, including lead, which are known to the State of California to cause cancer and birth defects or other reproductive harm. For more information, visit www.P65Warnings.ca.gov



LEAD FREE BRASS PEX ADAPTERS

PLUMBING ACCESSORIES

MALE ELBOW

Pex X Male Pipe



PART #	SIZE	LIST PRICE
35085	1/2" x 1/2"	
35086	3/4" x 1"	

POLYBUTYLENE ADAPTER

Pex X Polyb W/ Copper And Poly Rings



PART #	SIZE	LIST PRICE
35031PB	1/2" x 1/2"	
35032PB	3/4" x 3/4"	

DROP EAR ELBOW

Pex X Female Pipe



PART #	SIZE	LIST PRICE
35095	1/2" x 1/2"	
35096	3/4" x 3/4"	

FEMALE SWEAT ELBOW

Pex X Female Sweat



PART #	SIZE	LIST PRICE
35073S	1/2" x 1/2"	
35074S	3/4" x 3/4"	

PLUG

Pex



PART #	SIZE	LIST PRICE
35090	1/2"	
35091	3/4"	
35092	1"	

WARNING: This product can expose you to chemicals, including lead, which are known to the State of California to cause cancer and birth defects or other reproductive harm. For more information, visit www.P65Warnings.ca.gov

PLASTIC PEX FITTINGS COLD EXPANSION

PLUMBING ACCESSORIES

COLD EXPANSION PLASTIC PEX FITTINGS

Tech Specs:

- Modified Polyphenylsulfone (PPSU)
- Molded from RADEL® Resin
- Lead Free Compliant
- For use in Hot & Cold Potable Water Distribution Systems
- Maximum Working Temperature/Pressure: 210°F @ 150 PSI

Approvals/Standards:

- ASTM F1960
- CSA B137.5
- cUPCus
- NSF/ANSI 61
- NSF 14, NSF/ANSI 372
- U.P. Code

PEX COUPLING



PART #	SIZE	LIST PRICE
35231CE	1/2" Pex	
35232CE	3/4" Pex	
35233CE	1" Pex	
35236CE	3/4" Pex x 1/2" Pex	
35237CE	1" Pex x 3/4" Pex	
35238CE	1" Pex x 1/2" Pex	

STD PEX TEE



PART #	SIZE	LIST PRICE
35241CE	1/2" Pex	
35243CE	3/4" Pex	
35244CE	1" Pex	
35246CE	1/2" Pex x 3/4" Pex	
35247CE	3/4" Pex x 1/2" Pex x 1/2" Pex	
35248CE	3/4" Pex x 1/2" Pex x 3/4" Pex	
35249CE	3/4" Pex x 3/4" Pex x 1/2" Pex	
35250CE	3/4" Pex x 3/4" Pex x 1" Pex	
35251CE	1" Pex x 3/4" Pex x 3/4" Pex	
35252CE	1" Pex x 1" Pex x 1/2" Pex	
35253CE	1" Pex x 1" Pex x 3/4" Pex	
35254CE	1" Pex x 3/4" Pex x 1" Pex	

PEX ELBOW



PART #	SIZE	LIST PRICE
35258CE	1/2" Pex	
35260CE	3/4" Pex	
35261CE	1" Pex	
35259CE	3/4" Pex x 1/2" Pex	

WARNING: This product can expose you to chemicals, including lead, which are known to the State of California to cause cancer and birth defects or other reproductive harm. For more information, visit www.P65Warnings.ca.gov



PLASTIC PEX FITTINGS COLD EXPANSION

PLUMBING ACCESSORIES

STD PEX X FEMALE NPT ADAPTER



PART #	SIZE	LIST PRICE
35263CE	1/2" Pex x 1/2" Female NPT	
35264CE	3/4" Pex x 3/4" Female NPT	
35265CE	1" Pex x 1" Female NPT	

STD PEX X MALE NPT ADAPTER



PART #	SIZE	LIST PRICE
35276CE	1/2" Pex x 1/2" Male NPT	
35278CE	1/2" Pex x 3/4" Male NPT	
35280CE	3/4" Pex x 3/4" Male NPT	
35281CE	1" Pex x 1" Male NPT	

PEX MALE ELBOW



PART #	SIZE	LIST PRICE
35285CE	1/2" Pex x 1/2" Male	

PEX PLUG



PART #	SIZE	LIST PRICE
35290CE	1/2" Pex	
35291CE	3/4" Pex	
35292CE	1" Pex	

 **WARNING:** This product can expose you to chemicals, including lead, which are known to the State of California to cause cancer and birth defects or other reproductive harm. For more information, visit www.P65Warnings.ca.gov

LEAD FREE BRASS PEX ADAPTERS COLD EXPANSION

PLUMBING ACCESSORIES

MALE ADAPTER

Pex x Male Pipe



PART #	SIZE	LIST PRICE
35076CE	1/2" x 1/2"	
35078CE	1/2" x 3/4"	
35079CE	3/4" x 1/2"	
38080CE	3/4" x 3/4"	
35082CE	3/4" x 1"	
35083CE	1" x 3/4"	
35081CE	1" x 1"	

FEMALE ADAPTER

Pex X Female Pipe



PART #	SIZE	LIST PRICE
35062CE	1/2" x 3/4"	
35063CE	1/2" x 1/2"	
35064CE	3/4" x 3/4"	
35065CE	1" x 1"	

MALE SWEAT ADAPTER

Pex X Male Sweat



PART #	SIZE	LIST PRICE
35076SCE	1/2" x 1/2"	
35080SCE	3/4" x 3/4"	
35081SCE	1" x 1"	

FEMALE SWEAT ADAPTER

Pex X Female Sweat



PART #	SIZE	LIST PRICE
35063SCE	1/2" x 1/2"	
35064SCE	3/4" x 3/4"	
35065SCE	1" x 1"	

WARNING: This product can expose you to chemicals, including lead, which are known to the State of California to cause cancer and birth defects or other reproductive harm. For more information, visit www.P65Warnings.ca.gov



LEAD FREE BRASS PEX ADAPTERS COLD EXPANSION

PLUMBING ACCESSORIES

COUPLING

Pex X Pex



PART #	SIZE	LIST PRICE
35030CE	3/8"	
35035CE	1/2" x 3/8"	
35031CE	1/2"	
35036CE	3/4" x 1/2"	
35032CE	3/4"	
35037CE	1" x 3/4"	
35033CE	1"	

UNION ELBOW

Pex X Pex



PART #	SIZE	LIST PRICE
35057CE	3/8"	
35058CE	1/2"	
35059CE	3/4" x 1/2"	
35060CE	3/4"	
35061CE	1"	

UNION TEE

Pex X Pex X Pex



PART #	SIZE	LIST PRICE
35040CE	3/8"	
35041CE	1/2"	
35043CE	3/4"	
35044CE	1"	

REDUCING UNION TEE

Pex X Pex X Pex



PART #	SIZE	LIST PRICE
35046CE	1/2" x 1/2" x 3/4"	
35047CE	3/4" x 1/2" x 1/2"	
35048CE	3/4" x 1/2" x 3/4"	
35049CE	3/4" x 3/4" x 1/2"	
35050CE	3/4" x 3/4" x 1"	
35051CE	1" x 3/4" x 3/4"	
35052CE	1" x 1" x 1/2"	
35053CE	1" x 1" x 3/4"	
35054CE	1" x 3/4" x 1"	

WARNING: This product can expose you to chemicals, including lead, which are known to the State of California to cause cancer and birth defects or other reproductive harm. For more information, visit www.P65Warnings.ca.gov

PLUMBING ACCESSORIES

LEAD FREE BRASS PEX ADAPTERS COLD EXPANSION

PLUMBING ACCESSORIES

MALE ELBOW

Pex X Male Pipe



PART #	SIZE	LIST PRICE
35085CE	1/2" x 1/2"	
35086CE	3/4" x 1"	

DROP EAR ELBOW

Pex X Female Pipe



PART #	SIZE	LIST PRICE
35095CE	1/2" x 1/2"	
35096CE	3/4" x 3/4"	

FEMALE SWEAT ELBOW

Pex X Female Sweat



PART #	SIZE	LIST PRICE
35073SCE	1/2" x 1/2"	
35074SCE	3/4" x 3/4"	

PLUG

Pex



PART #	SIZE	LIST PRICE
35090CE	1/2"	
35091CE	3/4"	
35092CE	1"	

WARNING: This product can expose you to chemicals, including lead, which are known to the State of California to cause cancer and birth defects or other reproductive harm. For more information, visit www.P65Warnings.ca.gov

SUPPLY STOPS/ SS SUPPLY CONNECTORS

PLUMBING ACCESSORIES

SUPPLY STOPS - 1/4 TURN

- 100% Pressure Leak Tested
- High Performance Teflon Seats
- Individually Boxed
- Conventional Oval Handle Design
- Meets or Exceeds ASME A112.18.1


ANGLE STOPS



PART #	X 3/8 COMPRESSION	LIST PRICE
746456	5/8 Compression	---




PART #	X 3/8 COMPRESSION	LIST PRICE
746457	5/8 Compression Contractor Pack bagged less 3/8" Nut & Ferrule 10/Box	---




PART #	X 3/8 COMPRESSION	LIST PRICE
746436	3/8 Female Iron Pipe	---
746446	1/2 Female Iron Pipe	---



PART #	X 3/8 COMPRESSION	LIST PRICE
746466	LF 1/2 Nominal Sweat	---



PART #	X 3/8 COMPRESSION	LIST PRICE
746435	1/2 C/E Pex	---




PART #	X 3/8 COMPRESSION	LIST PRICE
746438	1/2 Nominal Pex	---

PRESS FIT



PART #	X 3/8 COMPRESSION	LIST PRICE
746470	1/2 Press	

3 WAY STOPS



PART #	DESCRIPTION	LIST PRICE
746439	LF 5/8 Compression x 3/8 Compression x 1/4 Compression	---
746440	LF 5/8 Compression x 3/8 Compression x 3/8 Compression	---

WARNING: This product can expose you to chemicals, including lead, which are known to the State of California to cause cancer and birth defects or other reproductive harm. For more information, visit www.P65Warnings.ca.gov

PLUMBING ACCESSORIES

SUPPLY STOPS/ SS SUPPLY CONNECTORS

PLUMBING ACCESSORIES

STRAIGHT STOPS

3/8" comp
or
5/8" comp  3/8" comp

PART #	X 3/8 COMPRESSION	LIST PRICE
746506	3/8 Compression	---
746556	5/8 Compression	---

3/8" comp  3/8" FIP
or
1/2 FIP

PART #	X 3/8 COMPRESSION	LIST PRICE
746536	3/8 Female Iron Pipe	---
746546	1/2 Female Iron Pipe	---

3/8" comp  1/2" Sweat

PART #	X 3/8 COMPRESSION	LIST PRICE
746566	1/2 Nominal Sweat	---

3/8" comp  1/2" Cold
Expansion Pex

PART #	X 3/8 COMPRESSION	LIST PRICE
746535	1/2 C/E Pex	---

3/8" comp  1/2" Pex

PART #	X 3/8 COMPRESSION	LIST PRICE
746538	1/2 Nominal Pex	---

1/4" comp  1/2" Pex

PART #	X 1/4 COMPRESSION	LIST PRICE
746537	1/2 Nominal Pex	---

3/8" comp  1/2" Socket
CPVC

PART #	X 3/8 COMPRESSION	LIST PRICE
746567	1/2 Socket CPVC	---

PRESS FIT STOPS

1/2" Press  3/8" comp

PART #	X 3/8 COMPRESSION	LIST PRICE
746570	1/2" Press	---

WARNING: This product can expose you to chemicals, including lead, which are known to the State of California to cause cancer and birth defects or other reproductive harm. For more information, visit www.P65Warnings.ca.gov



SS SUPPLY CONNECTORS

PLUMBING ACCESSORIES

LEAD FREE


AB1953/S.152
Compliant

Meets S.3874/ Public Law No. 111-380 Re-
duction of Lead in Drinking Water Act

CONNECTORS


- Precision 12 Point Crimp
- Heavy duty Brass Inserts
- Chloramine/ Chlorine Resistant Inner Liner

LAVATORY




3/8 COMPRESSION X 3/8 COMPRESSION

PART #	LENGTH	LIST PRICE
922012	12"	---
922016	16"	---
922020	20"	---
922030	30"	---
922036	36"	---



3/8 COMPRESSION X 1/2 FEMALE IRON PIPE

922112	12"	---
922116	16"	---
922120	20"	---
922130	30"	---
922136	36"	---




1/2 FEMALE IRON PIPE X 1/2 FEMALE IRON PIPE

922412	12"	---
922416	16"	---
922420	20"	---
922430	30"	---
922436	36"	---

NEW WITH BRASS NUT

BALLCOCK



3/8 COMPRESSION X 7/8 BALLCOCK

923409	9"	---
923412	12"	---
923416	16"	---
923420	20"	---



3/8 COMPRESSION X 7/8 BALLCOCK

923209	9"	---
923212	12"	---
923216	16"	---
923220	20"	---

WARNING: This product can expose you to chemicals, including lead, which are known to the State of California to cause cancer and birth defects or other reproductive harm. For more information, visit www.P65Warnings.ca.gov

SS SUPPLY CONNECTORS

PLUMBING ACCESSORIES


- Marine Grade Stainless Steel Braid
- Precision 12 Point Crimp
- Heavy duty Brass Inserts
- Chloramine/ Chlorine Resistant Inner Liner

LEAD FREE

AB1953/S.152
Compliant

Meets S.3874/ Public Law No. 111-380 Reduction of Lead in Drinking Water Act

ICE MAKER



1/4 COMPRESSION X 1/4 COMPRESSION

PART #	LENGTH	LIST PRICE
923112	12"	---
923124	24"	---
923136	36"	---
923148	48"	---
923161	60"	---
923172	72"	---
923196	96"	---

DISHWASHER


3/8 COMPRESSION X 3/8 COMPRESSION

922009	9"	---
922012	12"	---
922024	24"	---
922030	30"	---
922036	36"	---
922048	48"	---
922060	60"	---
922072	72"	---
922096	96"	---



3/8 COMPRESSION X 3/8 MALE IRON PIPE ELBOW


PART #	L	LIST PRICE
923648	48"	---
923660	60"	---
923672	72"	---



3/8 COMPRESSION X 3/4 FEMALE GARDEN HOSE ELBOW


924248	48"	---
924260	60"	---
924272	72"	---

WASHING MACHINE



3/4 FEMALE GARDEN HOSE X 3/4 FEMALE GARDEN HOSE

923936	36"	---
923948	48"	---
923960	60"	---
923972	72"	---



3/4 FEMALE IRON PIPE X 3/4 FEMALE IRON PIPE

924115	12"	---
924118	18"	---
924124	24"	---

WARNING: This product can expose you to chemicals, including lead, which are known to the State of California to cause cancer and birth defects or other reproductive harm. For more information, visit www.P65Warnings.ca.gov

POWER CABLES

PLUMBING ACCESSORIES

Cords are designed to fit with special environment use, such as:
range and dryer, RV, generators and marine shore.

- UL Listed
- ETL Listed
- Copper Wire Insulated, Flexible cord
- Thick PVC insulation with right angle male plugs
- Strain relief clamp helps prevent damage



3 WIRE RANGE CORDS



PART #	DESCRIPTION	LIST PRICE
P-4RC-3W-40A-CE	4' 40AMP Closed Eyelet	
P-5RC-3W-40A-CE	5' 40AMP Closed Eyelet	
P-6RC-3W-40A-CE	6' 40AMP Closed Eyelet	
P-4RC-3W-50A-CE	4' 50AMP Closed Eyelet	
P-5RC-3W-50A-CE	5' 50AMP Closed Eyelet	
P-6RC-3W-50A-CE	6' 50AMP Closed Eyelet	
P-10RC-3W-50A-CE	10' 50AMP Closed Eyelet	

3 WIRE DRYER CORDS



PART #	DESCRIPTION	LIST PRICE
P-4DC-3W-30A-CE	4' 30AMP Closed Eyelet	
P-5DC-3W-30A-CE	5' 30AMP Closed Eyelet	
P-6DC-3W-30A-CE	6' 30AMP Closed Eyelet	
P-10DC-3W-30A-CE	10' 30AMP Closed Eyelet	
P-223	3' Wire Strain Relief	

4 WIRE RANGE CORDS



PART #	DESCRIPTION	LIST PRICE
P-4RC-4W-40A-CE	4' 40AMP Closed Eyelet	
P-5RC-4W-40A-CE	5' 40AMP Closed Eyelet	
P-6RC-4W-40A-CE	6' 40AMP Closed Eyelet	
P-4RC-4W-50A-CE	4' 50AMP Closed Eyelet	
P-5RC-4W-50A-CE	5' 50AMP Closed Eyelet	
P-6RC-4W-50A-CE	6' 50AMP Closed Eyelet	
P-10RC-4W-50A-CE	10' 50AMP Closed Eyelet	
P-224	4' Wire Strain Relief	

WARNING: This product can expose you to chemicals, including lead, which are known to the State of California to cause cancer and birth defects or other reproductive harm. For more information, visit www.P65Warnings.ca.gov

POWER CABLES
PLUMBING ACCESSORIES



4 WIRE DRYER CORDS



PART #	DESCRIPTION	LIST PRICE
P-4DC-4W-30A-CE	4' 30AMP Closed Eyelet	
P-5DC-4W-30A-CE	5' 30AMP Closed Eyelet	
P-6DC-4W-30A-CE	6' 30AMP Closed Eyelet	
P-10DC-4W-30A-CE	10' 30AMP Closed Eyelet	

DISHWASHER POWER CORDS



PART #	DESCRIPTION	LIST PRICE
P-3DISH-PC-AP	3' 15AMP 125V 14/3	
P-6DISH-PC-AP	6' 15AMP 125V 14/3	
P-3DISH-PC-SP	4' 15AMP 125V 14/3	
P-6DISH-PC-SP	6' 15AMP 125V 14/3	

POWER SUPPLY CORDS



PART #	DESCRIPTION	LIST PRICE
P-3PSC-3W-13A-AP	3' 13AMP 16/3 Angled	
P-6PSC-3W-13A-AP	6' 13AMP 16/3 Angled	
P-3PSC-3W-13A-SP	3' 13AMP 16/3 Straight	
P-6PSC-3W-13A-SP	6' 13AMP 16/3 Straight	

APPLIANCE EXTENSION CORDS



PART #	DESCRIPTION	LIST PRICE
P-3AEC	3' A/C 14/3	
P-6AEC	6' A/C 14/3	

WARNING: This product can expose you to chemicals, including lead, which are known to the State of California to cause cancer and birth defects or other reproductive harm. For more information, visit www.P65Warnings.ca.gov



TRANSITION FITTINGS

PLUMBING ACCESSORIES

BRASS CPVC MALE ADAPTER



PART#	SIZE	LIST PRICE
35413LF	1/2"	---
35414LF	3/4"	---
35415LF	1"	---
35416LF	1-1/4"	---
35417LF	1-1/2"	---
35418LF	2	---

BRASS CPVC FEMALE ADAPTER



PART#	SIZE	LIST PRICE
35403LF	1/2"	---
35404LF	3/4"	---
35405LF	1"	---
35406LF	1-1/4"	---
35407LF	1-1/2"	---
35408LF	2	---

LEAD FREE CPVC DROP EAR ELBOW



PART#	SIZE	LIST PRICE
35420LF	1/2"	---

STAINLESS STEEL CPVC MALE ADAPTER



PART#	SIZE	LIST PRICE
35413SS	1/2"	---
35414SS	3/4"	---
35415SS	1"	---
35416SS	1-1/4"	---
35417SS	1-1/2"	---
35418SS	2	---

STAINLESS STEEL CPVC FEMALE ADAPTER



PART#	SIZE	LIST PRICE
35403SS	1/2"	---
35404SS	3/4"	---
35405SS	1"	---
35406SS	1-1/4"	---
35407SS	1-1/2"	---
35408SS	2	---

STAINLESS STEEL CPVC DROP EAR ELBOW



PART#	SIZE	LIST PRICE
35420SS	1/2"	---

WARNING: This product can expose you to chemicals, including lead, which are known to the State of California to cause cancer and birth defects or other reproductive harm. For more information, visit www.P65Warnings.ca.gov

PLUMBING ACCESSORIES

NO HUB COUPLINGS

PLUMBING ACCESSORIES

NO HUB COUPLINGS UPC LISTED



PART #	SIZE	LIST
970810	1-1/2"	---
970811	2"	---
970812	3"	---
970813	4"	---
970814	5"	---
970815	6"	---
970816	8"	---
970817	10"	---
970818	12"	---

REDUCING NO HUB COUPLINGS UPC LISTED



PART #	SIZE	LIST
970819	2" x 1-1/2"	---
970820	3" x 2"	---
970821	4" x 2"	---
970822	4" x 3"	---

HEAVY DUTY NO HUB COUPLINGS UPC LISTED



PART #	SIZE	LIST
970830	1-1/2"	---
970831	2"	---
970832	3"	---
970833	4"	---
970834	5"	---
970835	6"	---
970836	8"	---
970837	10"	---
970838	12"	---

WARNING: This product can expose you to chemicals, including lead, which are known to the State of California to cause cancer and birth defects or other reproductive harm. For more information, visit www.P65Warnings.ca.gov



FLEXIBLE RUBBER COUPLINGS

PLUMBING ACCESSORIES

FLEXIBLE RUBBER COUPLINGS / REDUCED COUPLINGS

Stainless steel banded flexible rubber couplings are the perfect fit for Schedule 40 pipe applications.

Tech Specs:

- Installation torque: 60 inch lbs.
- Maximum test pressure: 4.3 PSI
- Maximum operating temperature: 140° F non-consistent
- Minimum operating temperature: -30° F
- Corrosion-resistant & rustproof stainless steel bands
- Durable Rubber for all Sch. 40 Pipe Applications
- Positive seal against infiltration and exfiltration
- Conforms to ASTM C 1173 and CSA B602
- Sizes 1-1/4" - 6" regular & reducing
- UPC Approved

COUPLING



REDUCING COUPLING



PART #	SIZE	LIST
195456	1-1/4"	
195470	1-1/2" x 1-1/4"	
195457	1-1/2"	
195471	2" x 1/2"	
195458	2"	
195472	3" x 1-1/2"	
195473	3" x 2"	
195459	3"	
195474	4" x 1-1/2"	
195475	4" x 2"	
195476	4" x 3"	
195460	4"	
195461	5"	
195481	6" x 4"	
195462	6"	

TEST CAPS



PART #	SIZE	LIST
195502	1-1/2"	
195510	2"	
195511	3"	
195512	4"	

DRAIN & TRAP CONNECTORS



PART #	SIZE	LIST
195520	1-1/2" x 1-1/4"	
195521	2" x 1-1/4"	

LF DIELECTRIC UNION

PLUMBING ACCESSORIES

Forged steel with brass sweat connector and dielectric element.

PURPOSE

The 110 series are used to protect against the accelerated galvanic and stray current corrosion of dissimilar metal pipes, connected together in a piping system. Dielectric fittings are a necessity to insure the long life of these systems.

APPLICATIONS

For residential, commercial and industrial use. Hot water storage tanks, Water and Air Conditioners, Processing tanks.

PROCESSING

Bodies and nuts are made of AISI 1008A bar-carbon steel and are shaped by cold forging with spheroidizing


to eliminate any flaws.

TECHNICAL DATA

All DF-100 series dielectric fittings are rated at 250 psi at 180°F and are designed to withstand a minimum of 600 volts on a dry line with no flashover.

FEMALE PIPE X SWEAT

Zinc Coated Cast Steel X Brass



PART #	SIZE	LIST PRICE
973-110LF	1/2"CC X 1/2" FIP	
973-111LF	3/4"CC X 3/4" FIP	
973-112LF	1/2"CC X 3/4" FIP	
973-116LF	1"CC X 1" FIP	
973-117LF	1-1/4"CC X 1-1/4" FIP	
973-118LF	1-1/2"CC X 1-1/2" FIP	
973-119LF	2"CC X 2" FIP	

MALE PIPE X SWEAT

Zinc Coated Cast Steel X Brass



PART #	SIZE	LIST PRICE
973-113LF	1/2" CC X 1/2" MALE IP	
973-114LF	3/4" CC X 3/4" MALE IP	

FEMALE PIPE X SWEAT - FLANGE

Zinc Coated Cast Steel X Brass



PART #	SIZE	LIST PRICE
973-120LF	2-1/2" CC X 2-1/2" FIP	
973-121LF	3"CC X 3" FIP	
973-122LF	4"CC X 4" FIP	

WARNING: This product can expose you to chemicals, including lead, which are known to the State of California to cause cancer and birth defects or other reproductive harm. For more information, visit www.P65Warnings.ca.gov



IRON BODY CLEANOUT PLUGS

PLUMBING ACCESSORIES

CAST BRASS SQUARE HEAD CLEANOUT PLUG



• Southern Code

PART #	SIZE	BOX/CASE	LIST PRICE
970300	1-1/2"	100/200	---
970301	2"	100/200	---
970302	2-1/2"	50/200	---
970303	3"	20/160	---
970304	3-1/2"	20/120	---
970305	4"	10/80	---
970330	5"	10/60	---
970331	6"	10/40	---
970332	8"	5/20	---
970333	10"	1/1	---



CAST BRASS COUNTERSUNK HEAD CLEANOUT PLUG

• Southern Code

PART #	SIZE	BOX/CASE	LIST PRICE
970306	1-1/2"	100/200	---
970307	2"	100/200	---
970308	2-1/2"	100/200	---
970309	3"	50/200	---
970310	3-1/2"	20/160	---
970311	4"	20/120	---
970312	5"	10/60	---
970334	5-1/2"		---
970313	6"	10/40	---
970314	8"	5/20	---

CAST BRASS COUNTERSUNK CLEANOUT W 1/4-20 TAP

PART #	SIZE	BOX/CASE	LIST PRICE
970700	1-1/2"	1/1	---
970701	2"	1/1	---
970702	2-1/2"	1/1	---
970703	3"	1/1	---
970704	3-1/2"	1/1	---
970705	4"	1/1	---
970706	5"	1/1	---
970707	6"	1/1	---

IBC IRON BODY CLEANOUT PLUG



PART #	SIZE	LIST PRICE
970803CS	4x3 Iron Body Cleanout W/CNTRSunk Plug	
970804CS	4x3-1/2 Iron Body Cleanout W/CNTRSunk Plug	
970806CS	6x5 Iron Body Cleanout W/CNTRSunk Plug	

IBC IRON BODY CLEANOUT PLUG



PART #	SIZE	LIST PRICE
970803RH	4x3 Iron Body Cleanout W/RH Brass Plug	
970804RH	4x3-1/2 Iron Body Cleanout W/RH Brass Plug	
970806RH	6x5 Iron Body Cleanout W/RH Brass Plug	

WARNING: This product can expose you to chemicals, including lead, which are known to the State of California to cause cancer and birth defects or other reproductive harm. For more information, visit www.P65Warnings.ca.gov

PLUMBING ACCESSORIES

BRONZE/ STEEL INSERT FITTINGS-FOR PLASTIC PIPE

PLUMBING ACCESSORIES

BRONZE INSERT FITTINGS

150 PSI Genuine red brass - for plastic pipe
 • Not Lead Free

HEX MALE ADAPTERS



(BARB X MALE PIPE)

PART #	BARB X MALE	LIST PRICE
973925	3/4" x 3/4"	---
973927	1" x 1"	---
973930	1" x 1-1/4"	---
973929	1-1/4" x 1"	---
973928	1-1/4" x 1-1/4"	---
973948	1-1/2" x 1-1/2"	---
973949	2" x 2"	---

BRONZE TEES ALL BARB



PART #	SIZE	LIST PRICE
973965	3/4"	---
973966	1"	---
973967	1-1/4"	---

ELBOWS



(BARB X MALE PIPE)

PART #	SIZE	LIST PRICE
973980	3/4" x 3/4"	---
973981	1" x 3/4"	---
973982	1" x 1"	---

ELBOWS




(BARB X BARB)

PART #	HOSE SIZE	LIST PRICE
973975	3/4"	---
973976	1"	---
973978	1-1/4"	---
973979	1-1/2"	---

STEEL INSERT FITTINGS FOR PLASTIC PIPE

MALE ADAPTER

• Galvanized



(BARB X MALE PIPE)

PART #	SIZE	BOX/CASE	LIST PRICE
973906	1/2"	25/100	---
973907	3/4"	25/10	---
973908	1"	16/48	---
973909	1-1/4"	12/36	---
973910	1-1/2"	6/36	---
973911	2"	5/25	---
973912	2-1/2"	1/3	---
973913	3"	1/3	---
973914	4"	1/3	---


REDUCING ADAPTER



(INSERT X NPT)

PART #	SIZE	LIST PRICE
974264	3/4 x 1/2	---
974265	1 x 3/4	---

COUPLINGS



PART #	SIZE	BOX/CASE	LIST PRICE
973901	3/4	20/100	---
973902	1	20/100	---
973903	1-1/4	16/64	---
973904	1-1/2	12/48	---
973905	2	5/25	---

WARNING: This product can expose you to chemicals, including lead, which are known to the State of California to cause cancer and birth defects or other reproductive harm. For more information, visit www.P65Warnings.ca.gov



SS AND LEAD FREE BRONZE INSERT-FOR PLASTIC PIPE

PLUMBING ACCESSORIES


STAINLESS STEEL #304



#304 INSERT X MALE PIPE

- For coiled plastic pipe to submersible pump

PART #	SIZE	LIST PRICE
973947SS	1/2 x 1/2	---
973925SS	3/4 x 3/4	---
973926SS	1 x 3/4	---
973927SS	1 x 1	---
973930SS	1 x 1-1/4	---
973928SS	1-1/4 x 1-1/4	---
973948SS	1-1/2 x 1-1/2	---
973949SS	2 x 2	---



LEAD FREE BRONZE INSERT X MALE PIPE

PART #	SIZE	LIST PRICE
973927LF	1 x 1	---
973930LF	1 x 1-1/4	---
973948LF	1-1/2 x 1-1/2	---
973949LF	2 x 2	---



#304 INSERT X MIP ELBOW

- Hydrant elbow

PART #	SIZE	LIST PRICE
973980SS	3/4 x 3/4	---
973982SS	1 x 1	---

LEAD FREE BRONZE INSERT FITTINGS



- NSF Approved
- ANSI 61-8

INSERT X INSERT

PART #	SIZE	LIST PRICE
973961LF	3/4	---
973962LF	1	---
973963LF	1-1/4	---



- NSF Approved
- ANSI 61-8

INSERT TEE


PART #	SIZE	LIST PRICE
973965LF	3/4	---
973966LF	1	---
973967LF	1-1/4	---



- NSF Approved
- ANSI 61-8

INSERT X MALE BRANCH TEE

PART #	SIZE	LIST PRICE
973970LF	1 x 3/4	---
973971LF	1	---



- NSF Approved
- ANSI 61-8

INSERT X INSERT ELBOW

PART #	SIZE	LIST PRICE
973975LF	3/4	---
973976LF	1	---

WARNING: This product can expose you to chemicals, including lead, which are known to the State of California to cause cancer and birth defects or other reproductive harm. For more information, visit www.P65Warnings.ca.gov

PLUMBING ACCESSORIES

PVC VALVES

PLUMBING ACCESSORIES

- WHITE PVC BALL VALVES**
- Quarter turn
 - Solvent ends comply with ASTM D2466
 - Designed for use in residential, commercial & industrial system as well as waste water, chemical, agricultural applications, marine, food processing, swimming pools.
 - Corrosion resistant
 - EPDM seal
 - EPDM O-ring
 - Fits both Sch. 40 & 80 pipe
 - Rated for 150 PSI at 73°F
 - Threaded ends comply with ANSI B1.20.1



MOLDED IN PLACE - WHITE PIPE THREADS

PART#	SIZE	CASE	LIST PRICE
940284	1/2"	100	---
940285	3/4"	100	---
940286	1"	100	---
940287	1-1/4"	100	---
940288	1-1/2"	48	---
940289	2"	24	---
940291	3"	12	---
940292	4"	6	---



WHITE SOCKET - SLIP X SLIP

PART #	SIZE	CASE	LIST PRICE
940294	1/2"	100	---
940295	3/4"	100	---
940296	1"	100	---
940297	1-1/4"	100	---
940298	1-1/2"	48	---
940299	2"	24	---
940300	2-1/2"	12	---
940301	3"	12	---
940302	4"	6	---

GREY PVC BALL VALVES

FEATURES

- Sizes range from 1/2" to 4"
- Excellent flow characteristics
- Leak-tight shut-off
- EPPM O-Ring
- SCH 80
- Test pressure: 225 psi @ 73°F
- Working Pressure: 150 psi @ 73°F



FIP X FIP THREADED BALL VALVE

PART #	SIZE	CASE	LIST PRICE
899000	1/2"	100	---
899001	3/4"	100	---
899002	1"	100	---
899003	1-1/4"	100	---
899004	1-1/2"	48	---
899005	2"	24	---
899006	2-1/2"		---
899007	3"		---
899008	4"		---



SLIP X SLIP BALL VALVE

PART #	SIZE	CASE	LIST PRICE
899050	1/2"	100	---
899051	3/4"	100	---
899052	1"	100	---
899053	1-1/4"	100	---
899054	1-1/2"	48	---
899055	2"	24	---



CPVC SLIP X SLIP BALL VALVE

PART #	SIZE	LIST PRICE
940281	1/2"	---
940282	3/4"	---

WARNING: This product can expose you to chemicals, including lead, which are known to the State of California to cause cancer and birth defects or other reproductive harm. For more information, visit www.P65Warnings.ca.gov

PLASTIC VALVES

PLUMBING ACCESSORIES

INLINE PLASTIC SPRING CHECK VALVE

Socket x Socket

- 200 PSI working pressure @ 77°F .5 PSI to open.



PART#	SIZE	LIST PRICE
940325	1/2"	---
940326	3/4"	---
940327	1"	---
940328	1-1/4"	---
940329	1-1/2"	---
940330	2"	---

INLINE PLASTIC SPRING CHECK VALVE FEMALE THREADED ENDS

- 200 PSI working pressure @ 77°F .5 PSI to open.



PART#	SIZE	LIST PRICE
940331	1/2"	---
940332	3/4"	---
940333	1"	---
940334	1-1/4"	---
940335	1-1/2"	---
940336	2"	---

PLASTIC DRUM FAUCETS

- Pipe threads to ANSI B1.20.1 • Hose threads to ANSI B 1.20.7

The FLO-RITE faucet has been engineered to meet the demand for greater chemical resistance, using linear polyethylene for the stem.



"FLO-RITE" DRUM FAUCET

PART #	SIZE	LIST PRICE
46277	3/4"	---

DRUM & BARREL FAUCET VALVE

- Die cast body w/ nylon seat and steel spring.
- For use with all petroleum products except trichlorethylene.

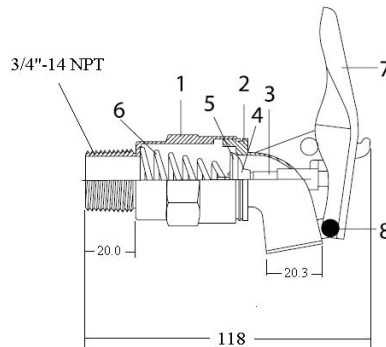
SELF-CLOSING DRUM & BARREL FAUCET

PART #	SIZE	LIST PRICE
46270	3/4"	---



G261N


Not suitable for potable water



PART #	PART NAME	MATERIAL
1	Body	Zinc
2	Bonnet	Zinc
3	Stem	Steel
4	Disc	Plastic
5	Seal	Rubber
6	Spring	Zinc plated steel
7	Handle	Aluminum
8	Rivet	Aluminum

LEAD FREE VALVES

LEAD FREE BALL VALVES



PRESS VALVES



PEX VALVES



PUSH FIT VALVES




SILCOCK



GATE VALVES



CHECK



BOILER DRAIN




WARNING: This product can expose you to chemicals, including lead, which are known to the State of California to cause cancer and birth defects or other reproductive harm. For more information, visit www.P65Warnings.ca.gov



LEAD FREE BALL VALVE

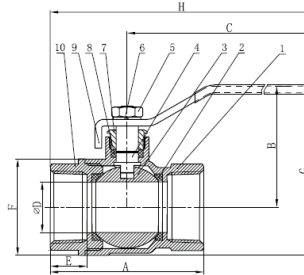
IAMPO IGC 157 - 2004b

Lead Free Brass Ball Valve NPT,Female*Female
 Lead Free and dezincification resistant (DZR) material
 IAPMO listed to NSF/ANSI-61, NSF/ANSI-372 ,IGC-157
 CSA listed to NSF/ANSI-61, NSF/ANSI-372 ,IGC-157
 Vacuum Services 29.92 inches Hg
 600 psi (WOG) 150 psi (WSP) Service
 Thread conform ANSI B1.20.1
 Temperature Range : -40° F to 365° F
 Construction:Forging Brass Body
 PTFE Ball Seats
 Blow Out Proof Brass Stem
 Stainless Steel Ball
 Steel Handle w/Vinyl Grip
 Made in China



FIP X FIP LEAD FREE BALL VALVE

PART #	SIZE	DN	A	B	C	E	F	G	H	WEIGHT	BOX/CASE	LIST PRICE
941151LF	1/4"	0.394	1.73	1.69	3.35	0.453	0.945	2.154	4.331	0.32	10/120	---
941152LF	3/8"	0.394	1.73	1.69	3.35	0.473	0.945	2.154	4.331	0.32	10/120	---
941153LF	1/2"	0.524	1.89	1.73	3.35	0.472	1.083	2.276	4.291	0.36	10/100	---
941154LF	3/4"	0.748	2.28	1.89	3.35	0.563	1.378	2.579	4.488	0.57	10/80	---
941155LF	1"	0.984	2.80	2.14	4.29	0.650	1.772	3.031	5.689	0.94	8/48	---
941156LF	1-1/4"	1.240	3.15	2.32	4.29	0.669	2.165	3.398	5.866	1.30	4/36	---
941157LF	1-1/2"	1.476	3.44	2.66	5.53	0.701	2.50	3.909	7.343	1.92	2/24	---
941158LF	2"	1.949	4.06	3.01	5.53	0.708	3.244	4.638	7.638	3.12	2/12	---
941159LF	2-1/2"	2.52	5.53	4.25	7.76					7.42	2/12	---
941160LF	3"	2.89	6.14	4.58	8.19					11.01	1/6	---
941161LF	4"	3.84	7.79	5.49	9.25					12.10	1/2	---



NO	ITEM	QTY	MATERIAL
1	Body	1	Lead Free Brass
2	Seat	2	PTFE
3	Ball	1	Stainless Steel
4	Stem	1	Brass
5	Handle Nut	1	Plated Steel
6	Lock Washer	1	Plated Steel
7	Packing Nut	1	Brass
8	Packing	1	PTFE
9	Handle	1	Plated Steel
10	Cap	1	Lead Free Brass

SWT X SWT LEAD FREE BALL VALVE

PART #	SIZE	DN	A	B	C	E	G	H	WEIGHT	WTG	BOX/CASE	LIST PRICE
941163LF	1/2"	0.524	1.945	1.73	3.35	0.504	1.083	2.276	4.319	0.38	10/100	---
941164LF	3/4"	0.748	2.654	1.89	3.35	0.748	1.378	2.579	4.665	0.65	10/80	---
941165LF	1"	0.984	3.315	2.14	4.29	0.909	1.772	3.031	5.949	0.93	8/48	---
941166LF	1-1/4"	1.240	3.741	2.32	4.29	0.968	2.165	3.398	6.165	1.35	4/36	---
941167LF	1-1/2"	1.476	4.252	2.66	5.63	1.091	2.50	3.909	7.756	1.88	2/24	---
941168LF	2"	1.949	5.38	3.01	5.63	1.343	3.244	4.638	8.268	3.62	2/12	---
941169LF	2 1/2"	2.52	5.53	4.25	7.76							
941170LF	3"	2.89	6.14	4.58	8.19							
941171LF	4"	3.84	7.79	5.49	9.25							

WARNING: This product can expose you to chemicals, including lead, which are known to the State of California to cause cancer and birth defects or other reproductive harm. For more information, visit www.P65Warnings.ca.gov



LF BALL VALVE WITH DRAIN

LEAD FREE VALVES

FULL PORT LF IPS BRASS BALL VALVE WITH DRAIN



PART #	FEMALE PIPE X FEMALE PIPE	LIST PRICE
941153LFD	1/2"	
941154LFD	3/4"	
941155LFD	1"	

BALL VALVE WITH DRAIN



PART #	SWEAT X SWEAT	LIST PRICE
941163LFD	1/2"	
941164LFD	3/4"	
941165LFD	1"	

- Lead Free Brass
- Full Port
- 600 Wog

BALL VALVE W/ STAINLESS STEEL TEE HANDLE



PART #	FEMALE PIPE X FEMALE PIPE	LIST PRICE
940173TSSLF	1/2"	
940174TSSLF	3/4"	
940175TSSLF	1"	

MALE X FEMALE BALL VALVE



PART #	MALE X FEMALE	LIST PRICE
940170LF	1/4	

WARNING: This product can expose you to chemicals, including lead, which are known to the State of California to cause cancer and birth defects or other reproductive harm. For more information, visit www.P65Warnings.ca.gov





LEAD FREE BALL VALVE

▪ BRASS ▪ 600PSI ▪ FULL PORT

W/APPROVALS

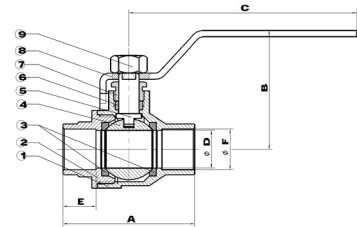
CSA, UL, FM(1/4"-2"), CUPC, NSF/ ANSI 61 & 372

FEATURES 1/2" - 2" Sizes Gas Approved

- Leadfree Brass Ball valve NPT, Female * Female
- Lead free and dezincification resistant (DZR) material
- 1/4"-1" Lead Free Brass Ball
- Size 1-1/4" thru 4" with Stainless steel ball
- IAMPO listed to cUPC, NSF/ ANSI 61 & 372, IGC 157
- CSA - 1/4" thru 2": ANSI Z21.15/ CSA 9.1 for 1/2 psig valves ASME B16.44, CGA CR91-002 for 2 & 5 psig valves; CAN/ CGA-3.16, ASME B16.33 (1/2"-2") for 125 psig valves
- UL 125, UL 1477, UL 842 - for size 1/4" thru 4", 250 psig
- UL 258 - for size 1/4" thru 2", 175 psig
- FM - for size 1/4" thru 2"
- ISO 9002 Manufacture
- Suitable for full range of liquids and gases
- Minimal pressure drop due to large full size ports
- Bottom loaded, pressure retaining stem
- Pressure rated for 1/4"-2" at 600psi (42 bars) and 2-1/2"-4" at 400 psi WOG (non-shock) and 150 WSP (10.34 bars) saturated steam. Virgin PTFE stem packing seal, thrust washer and seats
- White vinyl insulator on heavy duty plated carbon steel handles

- Fast 1/4 turn open or close operation
- Low operating torque
- **Adjustable stem packing gland**
- Maximum operating temperature: 302°F (150° C)
- Minimum operating temperature: -22°F (-30°C)
- Each valve individually tested
- Forged Brass - for more strength
- Threaded ends to ANSI B1.20.1
- Hard chromium plated solid ball
- Bottom entry, blow-out proof stem
- Deeper threads - for better connections
- Made in China

POS	COMPONENTS	MATERIALS
1	Body	Lead Free Brass
2	End Cap	Lead Free Brass
3	Ball Seat	PTFE
4	Ball	1/4-1:Lead Free Brass 1 1/4-4:SS316 Hollowball
5	Stem	Brass
6	Stem Padding	PTFE
7	Padding Nut	Brass
8	Lever Handle	Nickel plating steel
9	Stem Nut	Brass plating steel
10	Seal	PTFE



PART#	SIZE	DIMENSIONS								WEIGHT	BOX/ CASE	LIST PRICE
		A	B	C	D	E	F	G	H			
940171LF	1/4"	1.756	1.732	3.543	0.394	0.457	1.012	2.238	4.421	0.34	70/140	---
940172LF	3/8"	1.756	1.732	3.543	0.394	0.457	1.012	2.238	4.421	0.34	70/140	---
940173LF	1/2"	2.047	2.040	3.543	0.583	0.520	1.240	2.559	4.567	0.45	50/100	---
940174LF	3/4"	2.362	2.260	3.780	0.748	0.563	1.492	2.854	4.961	0.69	30/60	---
940175LF	1"	2.756	2.579	4.528	0.945	0.630	1.791	3.476	5.906	1.11	20/40	---
940176LF	1-1/4"	3.307	3.050	4.528	1.260	0.709	2.343	4.134	6.181	1.85	12/24	---
940177LF	1-1/2"	3.661	3.366	5.420	1.575	0.717	2.835	4.783	7.343	2.60	9/18	---
940178LF	2"	4.181	3.701	5.42	1.969	0.748	3.425	5.413	7.602	3.62	6/12	---
940179LF	2-1/2"	4.181	4.650	8.870	2.520	1.024	4.331	6.969	11.350	7.93	3/6	---
940180LF	3"	6.039	4.970	8.870	2.913	1.102	4.921	7.579	11.681	10.40	1/4	---
940181LF	4"	7.386	6.130	10.85	3.898	1.220	6.430	9.055	13.299	20.99	1/2	---

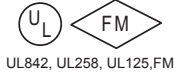
SWT X SWT LEAD FREE BALL VALVE

FM, cUPC, NSF/ ANSI 61 & 372

PART #	SWT	A	B	C	D	E	F	WEIGHT	BOX/CASE	LIST PRICE
943612LF	1/2"	2.047	1.839	3.543	0.583	0.512	0.630	0.45	50/100	---
943613LF	3/4"	2.748	2.14	3.780	0.748	0.748	0.878	0.68	30/60	---
943614LF	1"	3.228	2.449	4.528	0.945	0.906	1.130	1.08	20/40	---
943615LF	1-1/4"	3.819	3.04	4.36	1.260	0.972	1.378	1.80	12/24	---
943616LF	1-1/2"	4.425	3.169	5.39	1.575	1.088	1.630	2.51	9/18	---
943617LF	2"	5.377	3.488	6.307	1.989	1.346	2.130	3.57	6/12	---

LEAD FREE BALL VALVES
LEAD FREE VALVES

ITALIAN LEAD FREE BRASS BALL VALVE



ISO 9002 Manufacturer
FEATURES


600 PSI non-shock cold water,
gas, oil - 150 PSI saturated steam

CSA AGA 3.88 5 PSIG IAMPO IGC 157 - 2004b


- **SOLID CHROME PLATED BRASS BALL**
- Suitable for full range of liquids and gases
- Minimal pressure drop due to large full size ports
- Bottom loaded, pressure retaining stem
- Pressure rated at 600psi (42 bars) WOG (non-shock) and 150 WSP (10.34 bars) saturated steam. Virgin TFE stem packing seal, thrust washer and seats.
- Blue vinyl insulator on heavy duty plated carbon steel handles.
- Fast 1/4 turn open or close operation
- Low operating torque
- Flow can go both directions
- Adjustable stem packing gland

- Maximum operating temperature: 248°F (120° C) at 600 PSI
- Minimum operating temperature: -20°F (-40°C)
- Each valve individually tested
- Forged Brass - for more strength
- Threaded ends to ANSI B1.20.1
- Hard chromium plated solid ball
- Bottom entry, blow-out proof stem
- Deeper threads - for better connections

MADE IN ITALY



FIP X FIP



SWT X SWT

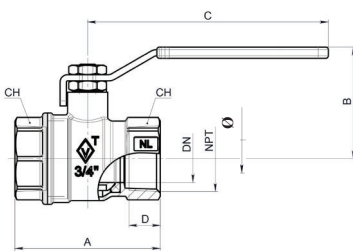
ANSI/INFS 61-8
• Generic Handles

FIP X FIP LEAD FREE FORGED BRASS BALL VALVE

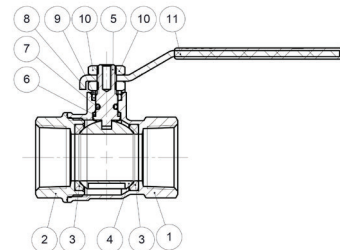
PART #	NPT	DN	A	B	C	D	CH	WEIGHT (LBS)	BOX/CASE	LIST PRICE
943233LF	1/2"	0.57	2.09	1.57	3.35	0.46	0.98	0.39	20/80	---
943234LF	3/4"	0.75	2.28	1.77	3.80	0.49	1.22	0.56	14/56	---
943235LF	1"	0.94	3.04	2.03	3.80	0.59	1.50	0.89	6/24	---
943236LF	1-1/4"	1.24	3.23	2.32	4.72	0.62	1.85	1.44	4/16	---
943237LF	1-1/2"	1.49	3.70	2.60	4.72	0.64	2.13	2.19	2/8	---
943-238LF	2"	1.96	4.13	3.27	6.38	0.65	2.64	3.62	1/4	---

SWT X SWT LEAD FREE FORGED BRASS BALL VALVE

PART #	SWT	Ø	DN	A	B	C	D	CH	WEIGHT (LBS)	BOX/CASE	LIST PRICE
940212LF	1/2"	0.63	0.57	2.40	1.57	3.35	0.42	0.79	0.35	20/80	---
940213LF	3/4"	0.866	0.75	3.26	1.77	3.80	0.61	1.06	0.55	10/40	---
940214LF	1"	1.102	0.94	3.68	2.03	3.80	0.73	1.34	0.87	6/24	---
940215LF	1-1/4"	1.377	1.24	4.23	2.32	4.72	0.91	1.61	1.41	6/24	---
940216LF	1-1/2"	1.61	1.49	4.96	2.60	4.72	1.06	1.89	2.08	2/8	---



POS	Components	Materials
1	Body	CW510L
2	End Connection	CW510L
3	Ball Seal	PTFE
4	Seal	CW510L
5	Stem	CW614N
6	Lower Stem	PTFE
7	O-Ring	NBR70sh
8	Upper Seal	PTFE
9	Brass Ring	CW614N
10	Nut	Steel
11	Handle	Steel P10



WARNING: This product can expose you to chemicals, including lead, which are known to the State of California to cause cancer and birth defects or other reproductive harm. For more information, visit www.P65Warnings.ca.gov

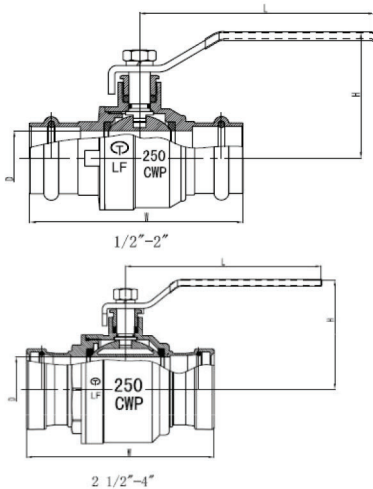
LEAD FREE COPPER PRESS BALL VALVE

Midland Series “9404LF” 2-Piece, Full Port, Lead Free, Copper, Press Ball Valves are designed for use in flameless, copper press piping systems. Midland Copper Press Ball Valves feature a lead free brass body, adjustable packing gland and blowout proof stem with stem a single O-ring seal. Our press ball valves come with integral ASTM-B88 compliant press end connections that can be used with type K, L, M, hard copper tubing 1/2 in. – 4 in. Utilizing industry standard tools.

Midland Press Ball Valve Features

- Lead Free construction.
- Available Sizes: 1/2 in. – 4 in.
- Integral press end connections designed for hard and soft copper tubing
- ISO-9001
- 250 WOG - 250 CWP (2-1/2" - 4")
- Full Port Stainless Steel ball
- One O-Ring design
- Blow Out Proof Stem
- UPC & NSF-61 Compliant
- AB1953 & NSF-372 Compliant

Midland Copper Press Ball Valves are a heat-free method for joining copper tubes. Our press valve allows installers the confidence to know the joint is secure due to our leak-detection o-ring. During low pressure testing, if the joint is not pressed properly, the specialized o-ring will leak. This allows the installer to correct the press before the system is operational at higher pressures.



PART NAME	MATERIAL
Body	Lead Free Brass
Seat	PTFE
Ball	Stainless Steel
Stem O-Ring	NBR
Packing Nut	Brass
Stem	Brass (1/2"-2")
	Stainless Steel(2-1/2"-4")
Lock Nut	Ferrum /Zinc Plated
Lock Washer	Ferrum /Zinc Plated
Packing	PTFE
Handle	Ferrum /Chrome Plated
Cap	Lead Free Brass
Body O-Ring	NBR
Press O-Ring	EPDM

PART #	SIZE	D	L	H	W	CV	
940403LF	1/2"	0.591	3.46	1.81	3.15	18.55	---
940404LF	3/4"	0.748	4.29	2.09	3.60	29.76	---
940405LF	1"	0.984	4.29	2.25	3.92	51.55	---
940406LF	1-1/4"	1.259	5.63	2.52	4.41	84.42	---
940407LF	1 1/2"	1.574	5.63	2.74	5.35	131.93	---
940408LF	2 "	1.941	5.63	3.03	6.79	200.35	---
940409LF	2 1/2"	2.520	7.76	4.25	7.46	338.43	---
940410LF	3 "	2.874	8.19	4.58	8.17	445.44	---
940411LF	4"	3.839	9.25	5.49	9.88	783.88	---

WARNING: This product can expose you to chemicals, including lead, which are known to the State of California to cause cancer and birth defects or other reproductive harm. For more information, visit www.P65Warnings.ca.gov

PEX BALL VALVES - LEAD FREE
LEAD FREE VALVES




LEAD FREE VALVES

C/E PEX & PEX BALL VALVES LEAD FREE

CUPC, AB 1953, NSF/ANSI 61, NSF/ ANSI 372 (ANNEX G) NSF-14

- 400 WOG
- FORGED LEAD FREE BRASS BODY
- SS BALL

UNION PEX VALVE
C/E PEX X C/E PEX



- Cold Expansion
- Conforms to ASTM F1960

PART #	SIZE	
945611LF	1/2"	---
945612LF	3/4"	---
945613LF	1"	---
945614LF	1-1/4"	---
945615LF	1 1/2"	---
945616LF	2 "	---

PEX VALVE WITH DROP EAR AND DRAIN
C/E PEX X C/E PEX
WITH DRAIN AND DROP EAR



- Cold Expansion
- Conforms to ASTM F1960

PART #	SIZE	
945621LF	1/2"	---
945622LF	3/4"	---
945623LF	1"	---

MALE ADAPTER PEX VALVE
MALE PIPE X C/E PEX




- Cold Expansion
- Conforms to ASTM F1960
- Thread conforms to ANSI B1.201

PART #	SIZE	
945631LF	1/2"	---
945632LF	3/4"	---
945633LF	1"	---

- Dezincification resistant (D2B) Lead Free Brass material
- Cold expansion pex ends conform to ASTM F1960
- Blow out proof stem design

PEX X PEX
PEX ENDS CONFORM TO ASTM F-1807



- CSA

PART #	SIZE	
945601LF	1/2"	---
945602LF	3/4"	---
945603LF	1"	---
945604LF	1-1/4"	---
945605LF	1-1/2"	---
945606LF	2"	---

W/TEE HANDLE

PART #	SIZE	
945640LF	3/4"	---

PEX DRAIN VALVE



- Conforms to ASTM F1807

PART #	SIZE	
945650LF	1/2"	---
945651LF	3/4"	---
945652LF	1"	---

PEX x FEMALE PIPE



PART #	SIZE	LIST PRICE
973635LF	1/2"	
973636LF	3/4"	
973637LF	1"	

WARNING: This product can expose you to chemicals, including lead, which are known to the State of California to cause cancer and birth defects or other reproductive harm. For more information, visit www.P65Warnings.ca.gov



LEAD FREE VALVES
LEAD FREE VALVES

LEAD FREE, FULL PORT BRASS BALL VALVES PUSH-FITTING END

FEATURES


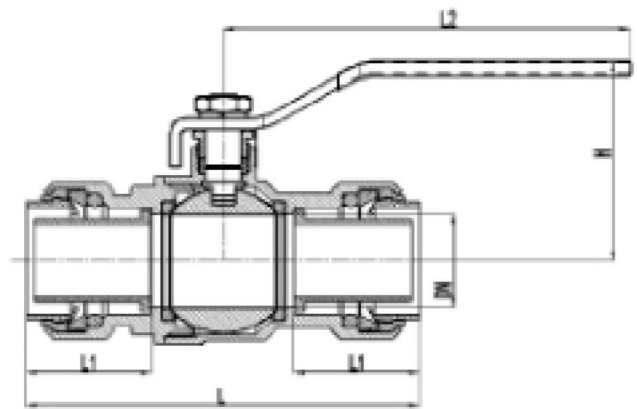
- dezincification resistant (DZR) Lead Free Brass Material
- Push-fitting conform ASSE 1061
- Forged Brass Body
- BLow Out Proof Stem Design
- Packing Nut & Packing On the Stem Seal
- Stainless Steel Ball
- Handle with Vinyl Grip
- PERFORMANCE RATING
- 200 psi (CWP) 150 psi (WSP) Service
- Temperature Range: -20° F to 300° F



PUSH FIT VALVES

PART NO.	SIZE	DN	L	L1	L2	H	CV	WT(LBS.)	LIST
943750LF	1/2"	0.524	3.15	0.91	3.46	1.73	14.56		
943751LF	3/4"	0.748	3.55	1.10	3.46	1.89	29.76		
943752LF	1"	0.984	4.14	1.32	4.29	2.14	51.55		

PART NAME	MATERIAL
Body	Lead Free Brass
Seat	PTFE
Ball	Stainless Steel
Packing Nut	Brass
Stem	Brass
Lock Nut	Ferrum/Zinc Plated
Lock Washer	Ferrum/Zinc Plated
Packing	Ptfe
Handle	Ferrum/Chrome Plated
Cap	Lead Free Brass
O-Ring	EPDM
Seat Ring	POM
Gripper Ring	Stainless Steel
Push Ring	POM
Lock Ring	POM
Liner	PSF



WARNING: This product can expose you to chemicals, including lead, which are known to the State of California to cause cancer and birth defects or other reproductive harm. For more information, visit www.P65Warnings.ca.gov

LEAD FREE GATE/ CHECK/ Y VALVES
LEAD FREE VALVES

BRASS GATE VALVE IPS

- 200 WOG (Cold water, oil, gas)
- 125 WSP (Saturated Steam)
- Brass Forged body/bonList- stronger than sand castings.
- Superior quality and finish.
- Each valve individually tested.
- Threaded ends to ANSI B1.20.1, Solder ends to ANSI B16.18
- Non rising stem.
- Cast iron handle.
- NSF Approved



BRASS GATE VALVE IPS

PART#	SIZE	LIST PRICE
940130LF	1/4	---
940131LF	3/8	---
940132LF	1/2	---
940133LF	3/4	---
940134LF	1	---
940135LF	1-1/4	---
940136LF	1-1/2	---
940137LF	2	---
940138LF	2-1/2	---
940139LF	3	---
940140LF	4	---

BRASS GATE VALVE C X C



PART#	SIZE	LIST PRICE
940142LF	1/2"	---
940143LF	3/4"	---
940144LF	1"	---
940145LF	1-1/4"	---
940146LF	1-1/2"	---
940147LF	2"	---

BRASS CHECK VALVE



- NSF Approved
- ANSI 61-4

LEAD-FREE

PART #	SIZE	LIST PRICE
944430LF	1/2	---
944431LF	3/4	---
944432LF	1	---
944433LF	1-1/4	---
944434LF	1-1/2	---
944435LF	2	---

CAST BRASS SWING CHECK VALVE IPS
SCREWED ENDS

- Working pressure non-shock: 200 psi W.O.G. (cold water, oil, gas) 125 psi WSP (saturated steam)
- Swing type disc.
- Screwed Cap.
- Hard Seat.
- 90° Straight Pattern.
- Used to prevent reverse flow in commercial and industrial applications.
- Threaded ends to ANSI B1.20.1. Solder ends ANSI 61-8
- Integral seat.
- NSF Approved



PART #	SIZE	LIST PRICE
940352LF	1/2"	---
940353LF	3/4"	---
940354LF	1"	---
940355LF	1-1/4"	---
940356LF	1-1/2"	---
940357LF	2"	---
940358LF	2 1/2"	---
940359LF	3"	---
940360LF	4"	---

C X C SWING CHECK VALVE



PART #	SIZE	LIST PRICE
940362LF	1/2	---
940363LF	3/4	---
940364LF	1	---
940365LF	1-1/4	---
940366LF	1-1/2	---
940367LF	2	---

CLASS 150 BRASS Y-PATTERN STRAINER



LEAD-FREE

PART#	SIZE	LIST PRICE
940523LF	1/2"	---

WARNING: This product can expose you to chemicals, including lead, which are known to the State of California to cause cancer and birth defects or other reproductive harm. For more information, visit www.P65Warnings.ca.gov



LOW PRESSURE LF BRASS VALVES

LEAD FREE VALVES

LF BRASS FROST FREE SILLCOCK VALVES/ ANTI SIPHON



PART#	SIZE	D	H	L	
	1/2" MIP & 1/2" SWEAT X 3/4" MHT X				
942150LF	6"	2.20	8.64	3.07	
942151LF	8"	2.20	12.66	3.07	
942152LF	12"	2.20	16.71	3.07	

NO	PARTS	MATERIALS	QTY	WATER CONTACT
1	Bolt	Forged Brass	1	N
2	Name Plate	Aluminium	1	N
3	Handle	Aluminium	1	N
4	Bonnet	Brass Rod	1	N
5	Washer	Stainless Steel	1	N
6	Packing	Rubber (NBR)	1	Y
7	Washer	Stainless Steel	1	Y
8	Pipe	Brass (Copper)	1	Y
9	Stem	Brass Rod	1	Y
10	Spring	Stainless Steel	1	Y
11	O-Ring	Rubber (NBR)	1	Y
12	Spring Seat	Brass Rod	1	Y
13	Flapper	Rubber (NBR)	1	Y
14	Seat	Forged Brass	1	Y
15	Seat Packing	Rubber (NBR)	1	Y
16	Screw	Forged Brass	1	Y
17	Body	Cast Brass	1	Y
18	Pipe	Brass (Copper)	1	Y
19	Nipple	Brass Rod	1	Y
20	Packing	Pom M90	1	N
21	Floating	Pom M90	1	Y
22	Floating Pk	Rubber (NBR)	1	Y
23	O-Ring	Rubber (NBR)	1	Y
24	Packing	Pom M90	1	Y
25	Cap	Brass Rod	1	Y

WARNING: This product can expose you to chemicals, including lead, which are known to the State of California to cause cancer and birth defects or other reproductive harm. For more information, visit www.P65Warnings.ca.gov

LEAD FREE VALVES

LOW PRESSURE LF BRASS VALVES

LEAD FREE VALVES



LEAD FREE VALVES

BRASS HOSE BIBB NO KINK VALVES HEAVY DUTY



NO	PARTS	MATERIALS	QTY	WATER CONTACT
1	Bolt	Hot Rolled	1	N
2	Handle	Zinc	1	N
3	Packing Nut	Brass Rod	1	N
4	Packing	Teflon Polyflon	1	Y
5	Bonnet	Brass Rod	1	Y
6	Packing	Nylon	1	Y
7	Stem	Brass Rod	1	Y
8	Seat Packing	Rubber (NBR)	1	Y
9	Screw	Forged Brass	1	Y
10	Body	Cast Brass	1	Y

PART#	NOMINAL SIZE	D	H	L	MIP	LIST
942110LF	1/2" MIP & 1/2" Sweat x 3/4" MHT	2.12	1.97	2.87	1/2"-14NPT	
942111LF	3/4" MIP x 3/4" MHT	2.12	1.97	2.97	3/4"-14NPT	


BRASS HOSE BIBB NO KINK VALVES HEAVY DUTY



NO	PARTS	MATERIALS	QTY	WATER CONTACT
1	Bolt	Hot Rolled	1	N
2	Handle	Zinc	1	N
3	Packing Nut	Brass Rod	1	N
4	Packing	Teflon Polyflon	1	Y
5	Bonnet	Brass Rod	1	Y
6	Packing	Nylon	1	Y
7	Stem	Brass Rod	1	Y
8	Seat Packing	Rubber (NBR)	1	Y
9	Screw	Forged Brass	1	Y
10	Body	Cast Brass	1	Y

PART#	NOMINAL SIZE	D	H	L	MIP
942112LF	1/2" FIP x 3/4" MHT	2.12	1.97	2.87	1/2"-14NPT
942113LF	3/4" FIP x 3/4" MHT	2.12	1.97	2.97	3/4"-14NPT

BRASS HOSE BIBB NO KINK VALVES HEAVY DUTY



NO	PARTS	MATERIALS	QTY	WATER CONTACT
1	Bolt	Hot Rolled	1	N
2	Handle	Zinc	1	N
3	Packing Nut	Brass Rod	1	N
4	Packing	Teflon Polyflon	1	Y
5	Bonnet	Brass Rod	1	Y
6	Packing	Nylon	1	Y
7	Stem	Brass Rod	1	Y
8	Seat Packing	Rubber (NBR)	1	Y
9	Screw	Forged Brass	1	Y
10	Body	Cast Brass	1	Y

PART#	NOMINAL SIZE	D	H	L
942123LF	3/4" FTG & 1/2" SWEAT x 3/4" MHT	2.12	1.97	2.87

WARNING: This product can expose you to chemicals, including lead, which are known to the State of California to cause cancer and birth defects or other reproductive harm. For more information, visit www.P65Warnings.ca.gov



LOW PRESSURE LF BRASS VALVES

LEAD FREE VALVES

LF BRASS BOILER DRAIN



PART#	NOMINAL SIZE	D	H	L	FIP
942164LF	1/2" FIP x 3/4" MHT	2.08	3.35	1.46	1/2"-14NPT
942165LF	3/4" FIP x 3/4" MHT	2.08	3.35	1.46	3/4"-14NPT

NO	PARTS	MATERIALS	QTY	WATER CONTACT
1	Bolt	Hot Rolled	1	N
2	Name Plate	Aluminium	1	N
3	Handle	Zinc	1	N
4	Packing Nut	Brass Rod	1	N
5	Packing	Teflon Polyflon	1	Y
6	Bonnet	Brass Rod	1	Y
7	Packing	Nylon	1	Y
8	Stem	Brass Rod	1	Y
9	Seat Packing	Rubber (NBR)	1	Y
10	Screw	Forged Brass	1	Y
11	Body	Cast Brass	1	Y

LF BOILER DRAIN



PART#	NOMINAL SIZE	D	H	L	MIP
942162LF	1/2" MIP & 1/2" SWEAT X 3/4" MHT	2.08	3.50	1.46	1/2"-14NPT
942163LF	3/4" MIP x 3/4" MHT	2.08	3.58	1.46	3/4"-14NPT

NO	PARTS	MATERIALS	QTY	WATER CONTACT
1	Nut	Hot Rolled	1	N
2	Name Plate	Aluminium	1	N
3	Handle	Cast Iron	1	N
4	Packing Nut	Brass Rod	1	N
5	Packing	Rubber (NBR)	1	Y
6	Bonnet	Cast Brass	1	Y
7	Stem	Cast Brass	1	Y
8	Seat Packing	Rubber (NBR)	1	Y
9	Screw	Forged Brass	1	Y
10	Body	Cast Brass	1	Y

LF BRASS BOILER DRAIN SPOUT- ANGLE



PART#	NOMINAL SIZE	D	H	L	MIP
942134LF	1/2" MIP & 1/2" Sweat x 3/4" MHT	2.12	2.16	1.14	1/2"-14NPT
942135LF	3/4" MIP x 3/4" MHT	2.12	2.16	1.14	3/4"-14NPT

NO	PARTS	MATERIALS	QTY	WATER CONTACT
1	Nut	Hot Rolled	1	N
2	Name Plate	Aluminium	1	N
3	Handle	Cast Iron	1	N
4	Packing Nut	Brass Rod	1	N
5	Packing	Rubber (NBR)	1	Y
6	Bonnet	Cast Brass	1	Y
7	Stem	Cast Brass	1	Y
8	Seat Packing	Rubber (NBR)	1	Y
9	Screw	Forged Brass	1	Y
10	Body	Cast Brass	1	Y

LF BRASS BOILER DRAIN SPOUT- ANGLE



PART#	NOMINAL SIZE	D	H	L	FIP
942132LF	1/2" FIP X 3/4" MHT	2.12	2.16	1.14	1/2"-14NPT
942133LF	3/4" FIPT X 3/4" MHT	2.12	2.16	1.14	3/4"-14NPT

NO	PARTS	MATERIALS	QTY	WATER CONTACT
1	Bolt	Hot Rolled	1	N
2	Name Plate	Aluminium	1	N
3	Handle	Zinc	1	N
4	Packing Nut	Brass Rod	1	N
5	Packing	Teflon Polyflon	1	Y
6	Bonnet	Brass Rod	1	Y
7	Packing	Nylon	1	Y
8	Stem	Brass Rod	1	Y
9	Seat Packing	Rubber (NBR)	1	Y
10	Screw	Forged Brass	1	Y
11	Body	Cast Brass	1	Y

WARNING: This product can expose you to chemicals, including lead, which are known to the State of California to cause cancer and birth defects or other reproductive harm. For more information, visit www.P65Warnings.ca.gov

LEAD FREE VALVES

LOW PRESSURE LF BRASS VALVES

LEAD FREE VALVES



LF SILLCOCK VALVE WITH PEX CONNECTIONS



NO	PARTS	MATERIALS	QTY	WATER CONTACT
1	Nut	Hot Rolled	1	N
2	Name Plate	Aluminium	1	N
3	Handle	Cast Iron	1	N
4	Packing Nut	Brass Rod	1	N
5	Packing	Rubber (NBR)	1	Y
6	Bonnet	Cast Brass	1	Y
7	Stem	Cast Brass	1	Y
8	Seat Packing	Rubber (NBR)	1	Y
9	Screw	Forged Brass	1	Y
10	Body	Cast Brass	1	Y

PART#	NOMINAL SIZE	B	C	D	H	L
942142LF	1/2" PEX F1807 x 3/4" MHT	2.58	0.22	2.09	2.40	2.34
942143LF	3/4" PEX F1807 x 3/4" MHT	2.58	0.22	2.09	2.40	2.40

LF SILLCOCK VALVE WITH PEX CONNECTIONS (COLD EXPANSION)



NO	PARTS	MATERIALS	QTY	WATER CONTACT
1	Nut	Hot Rolled	1	N
2	Name Plate	Aluminium	1	N
3	Handle	Cast Iron	1	N
4	Packing Nut	Brass Rod	1	N
5	Packing	Rubber (NBR)	1	Y
6	Bonnet	Cast Brass	1	Y
7	Stem	Cast Brass	1	Y
8	Seat Packing	Rubber (NBR)	1	Y
9	Screw	Forged Brass	1	Y
10	Body	Cast Brass	1	Y

PART#	NOMINAL SIZE	B	C	D	H	L
942144LF	1/2" PEX F1960 x 3/4" MHT	2.58	0.22	2.08	2.40	2.34
942145LF	3/4" PEX F1960 x 3/4" MHT	2.58	0.22	2.08	2.40	2.40

VACUUM BREAKER



- Male hose and female hose threads can be broken off for permanent attachment
- Set screw
- Vandal proof
- Rough brass construction
- Prevents back-siphonage on hoses to prevent potable water from getting contaminated
- Certified under ASSE Std. 1011
- UPC
- CSA

PART #	SIZE	LIST PRICE
947055LF	3/4" x 3/4"	---

WARNING: This product can expose you to chemicals, including lead, which are known to the State of California to cause cancer and birth defects or other reproductive harm. For more information, visit www.P65Warnings.ca.gov



LOW PRESSURE LF BRASS VALVES
LEAD FREE VALVES

LF FIP ANGLE VALVE WITH HANDWHEEL



PART #	SIZE	LIST PRICE
947404LF	3/4"	---
947405LF	1"	---
947406LF	1-1/4"	---
947407LF	1-1/2"	---
947408LF	2"	---

LF FIP ANGLE VALVE WITH CROSS HANDLE



PART #	SIZE	LIST PRICE
947414LF	3/4"	---
947415LF	1"	---
947416LF	1-1/4"	---
947417LF	1-1/2"	---
947418LF	2"	---

LF FIP ANGLE GLOBE VALVE WITH CROSS HANDLE



PART #	SIZE	LIST PRICE
947424	3/4"	---
947425	1"	---
947426	1-1/4"	---
947427	1-1/2"	---
947428	2"	---

LF FIP ANGLE GLOBE VALVE WITH UNION AND CROSS HANDLE



PART #	SIZE	LIST PRICE
947436	1-1/4"	---
947437	1-1/2"	---
947438	2"	---

WARNING: This product can expose you to chemicals, including lead, which are known to the State of California to cause cancer and birth defects or other reproductive harm. For more information, visit www.P65Warnings.ca.gov

VALVES

VALVES

VALVES



VALVES

Forged Brass

Full Port Ball
 Locking Handle
 Butterfly Handle
 N/P Ball Valve
 Italian Ball Valve
 M X F Ball Valve
 Spring Handle Ball Valve
 Right Angle Ball valve
 Wye, 3-Way Ball Valve
 Safety Exhaust Ball Valve
 Gas Valves
 Mini Ball Valves
 3-Way Valves
 MISC
 Gate Valves
 Y Strainer
 Check Valves

Stainless Steel Valves

Ball Valves
 SS Mini Ball Valve
 Check Valves
 Y-strainer, Globe, Gate

Carbon Steel Valves

Ball Valves
 Check Valves

Ductile Iron

Butterfly
 Check
 Gate
 Ductile Iron Valves
 Vertical Post Indicator

WARNING: This product can expose you to chemicals, including lead, which are known to the State of California to cause cancer and birth defects or other reproductive harm. For more information, visit www.P65Warnings.ca.gov



FORGED BRASS BALL VALVE

VALVES

FORGED BRASS BALL VALVE

• BRASS • 600WOG • FULL PORT



ISO 9002 Manufacturer
FEATURES


Made in China

1/4-2" 600 PSI non-shock cold water, gas,
oil - 150 PSI saturated steam

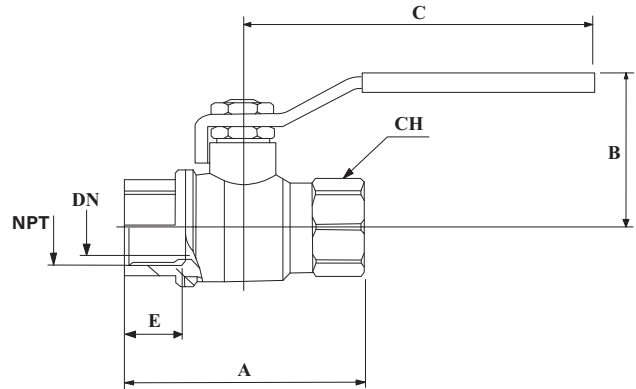
2-1/2"- 4" 400 PSI non-shock cold water,
gas, oil

- Suitable for full range of liquids and gases
- Minimal pressure drop due to large full size ports
- Bottom loaded, pressure retaining stem
- Pressure rated for 1/4"-2" at 600psi (42 bars) and 2-1/2"-4" at 400 psi WOG (non-shock) and 150 WSP (10.34 bars) saturated steam. Virgin PTFE stem packing seal, thrust washer and seats
- Yellow vinyl insulator on heavy duty plated carbon steel handles
- Fast 1/4 turn open or close operation
- Not Lead Free
- Good for gasoline and diesel
- Low operating torque

- Adjustable stem packing gland
- Maximum operating temperature: 302°F (150° C)
- Minimum operating temperature: -22°F (-30°C)
- Each valve individually tested
- Forged Brass - for more strength
- Threaded ends to ANSI B1.20.1
- Hard chromium plated solid ball
- Bottom entry, blow-out proof stem
- Deeper threads - for better connections



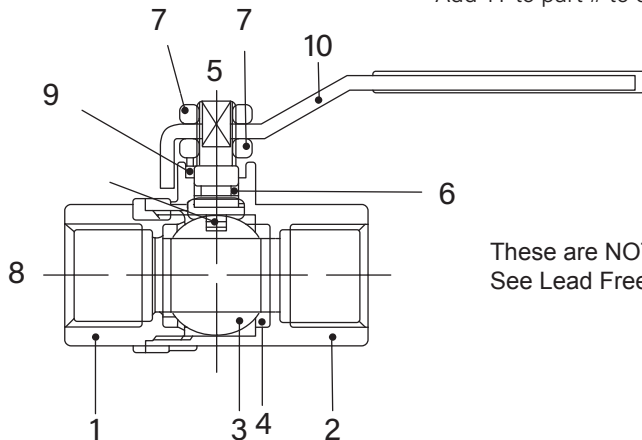
• Generic Handles



PART#	SIZE		DIMENSION INCHES					WEIGHT	BOX/CASE	LIST PRICE
	NPT	DN	A	B	C	E	CH			
940171	1/4"	0.39	1.75	1.92	3.54	0.46	0.78	0.34	70/140	---
940172	3/8"	0.41	1.75	1.92	3.54	0.46	0.78	0.30	70/140	---
940173	1/2"	0.58	2.05	2.08	3.54	0.52	0.98	0.44	50/100	---
940174	3/4"	0.75	2.36	2.30	3.78	0.56	1.20	0.67	30/60	---
940175	1"	0.94	2.75	2.68	4.52	0.66	1.50	1.05	20/40	---
940176	1-1/4"	1.26	3.30	3.14	4.52	0.70	1.82	1.50	12/24	---
940177	1-1/2"	1.57	3.66	3.61	5.51	0.72	2.09	2.30	9/18	---
940178	2"	1.97	4.18	3.68	5.51	0.74	2.62	3.38	6/12	---
940179*	2-1/2"	2.52	5.38	4.76	8.66	1.01	3.36	7.61	3/6	---
940180*	3"	2.95	6.04	5.08	8.66	1.11	3.86	11.10	2/4	---
940181*	4"	3.89	7.38	5.86	9.00	1.22	4.89	12.12	1/2	---

* 400 PSI

* Add 'H' to part # to order handles *



These are NOT Lead Free
See Lead Free SWT Valves

POS	COMPONENTS	MATERIALS	N
1	Body	Forged Brass	1
2	End Connection	Forged Brass	1
3	Ball	CP Brass	1
4	Ball Seat	P.T.F.E.	2
5	Stem	Brass	1
6	Gland	Brass	1
7	Nut	Steel	1
8	Spring Inseat	Steel	1
9	Stem Seal	P.T.F.E.	1
10	Handle	Steel	1

WARNING: This product can expose you to chemicals, including lead, which are known to the State of California to cause cancer and birth defects or other reproductive harm. For more information, visit www.P65Warnings.ca.gov



BUTTERFLY HANDLE BALL VALVE

VALVES

LOCKING HANDLE BALL VALVE

• BRASS • 600WOG • FULL PORT



See specs on previous page



• Generic Handles

PART#	SIZE	DIMENSION INCHES						WEIGHT	BOX/CASE	LIST PRICE
	NPT	DN	A	B	C	E	CH			
940171L	1/4"	0.31	1.73	1.84	3.15	0.49	0.71	0.39	70/140	---
940172L	3/8"	0.39	1.81	1.88	3.86	0.49	0.79	0.35	70/140	---
940173L	1/2"	0.58	2.23	2.09	3.43	0.61	0.98	0.49	50/100	---
940174L	3/4"	0.75	2.48	2.24	3.62	0.62	1.20	0.78	30/60	---
940175L	1"	0.94	2.95	2.67	4.42	0.73	1.50	1.18	20/40	---
940176L	1-1/4"	1.26	3.42	3.05	4.73	0.77	1.81	1.76	12/24	---
940177L	1-1/2"	1.57	3.78	3.51	5.18	0.78	2.09	2.53	9/18	---
940178L	2"	1.97	4.18	3.84	5.24	0.75	2.60	3.53	6/12	---

BUTTERFLY HANDLE BALL VALVE

• BRASS • 600WOG • FULL PORT



See specs on previous page

PART#	SIZE	A	B	C	D	E	WEIGHT	BOX/CASE	LIST PRICE
	NPT								
940171T	1/4"	1.75	1.488	1.831	0.315	0.457	0.342	70/140	---
940172T	3/8"	1.756	1.488	1.831	0.394	0.457	0.31	70/140	---
940173T	1/2"	2.047	1.756	2.394	0.583	0.520	0.44	50/100	---
940174T	3/4"	2.362	1.921	2.394	0.748	0.563	0.68	30/60	---

• Not Lead Free AB1953 Compliant

ITALIAN BALL VALVE

VALVES

ITALIAN BALL VALVE

• BRASS • 600WOG • FULL PORT



ISO 9002 Manufacturer
FEATURES


CSA AGA 3.88 5 PSIG

IAMPO IGC 157 - 2004b

MADE IN ITALY

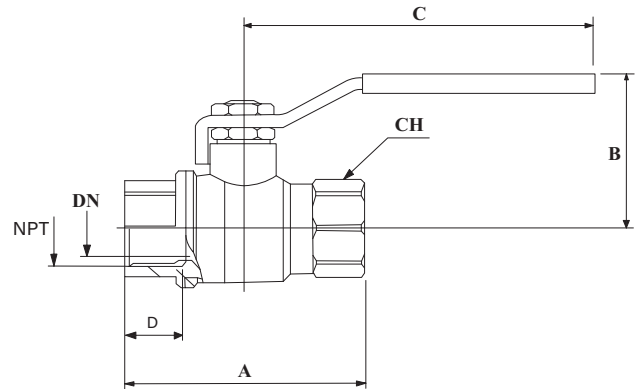
- **SOLID CHROME PLATED BRASS BALL**
- Suitable for full range of liquids and gases
- Minimal pressure drop due to large full size ports
- Bottom loaded, pressure retaining stem
- Pressure rated at 600psi (42 bars) WOG (non-shock) and 150 WSP (10.34 bars) saturated steam. Virgin TFE stem packing seal, thrust washer and seats.
- Yellow vinyl insulator on heavy duty plated carbon steel handles.
- Fast 1/4 turn open or close operation
- Low operating torque
- Flow can go both directions
- Generic Handles
- **Adjustable stem packing gland**
- Maximum operating temperature: 248°F (120° C)

- at 600 PSI
- Minimum operating temperature: -20°F (-40°C)
- Each valve individually tested
- Forged Brass - for more strength
- Threaded ends to ANSI B1.20.1
- Hard chromium plated solid ball
- Bottom entry, blow-out proof stem
- Deeper threads - for better connections

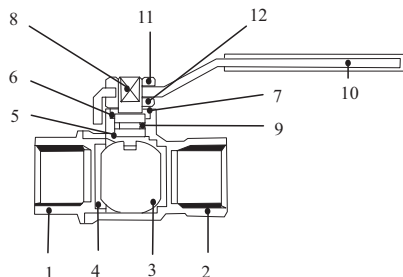


Female x Female

• REVERSIBLE HANDLES



PART#	SIZE		DIMENSION INCHES					WEIGHT	BOX/CASE	LIST PRICE
	NPT	DN	A	B	C	D	CH			
943200	1/4"	.39	1.96	1.53	3.31	.43	.75	0.36	24/96	---
943201	3/8"	.39	1.96	1.53	3.31	.43	.86	0.40	24/96	---
943202	1/2"	.57	2.09	1.57	3.25	.46	.98	0.44	20/80	---
943203	3/4"	.75	2.28	1.77	3.80	.49	1.22	0.57	14/56	---
943204	1"	.94	2.80	2.03	3.80	.59	1.50	0.89	6/24	---
943205	1-1/4"	1.24	3.50	2.32	4.72	0.72	1.85	1.64	4/16	---
943206	1-1/2"	1.49	3.90	3.02	6.38	0.85	2.13	2.78	2/8	---
943207	2"	1.96	4.07	3.27	6.38	.65	2.64	3.21	2/8	---
942208	2-1/2"	2.48	5.80	4.98	7.54	1.06	3.31	6.97	5	---
942209	3"	2.99	6.85	5.63	8.86	1.14	3.89	10.34	3	---
942210	4"	3.54	7.67	6.04	8.86	1.22	4.80	18.77	1	---



POS	COMPONENTS	MATERIALS	N
1	Body	Forged Brass	1
2	End Connection	Forged Brass	1
3	Ball	CP Brass	1
4	Ball Stems	P.T.F.E.	2
5	Stem Antif. Seat	P.T.F.E.	1
6	Stem Seat	P.T.F.E.	1
7	Brass Ring	Brass	1
8	Stem	Brass	1
9	O-Ring	NBR 80	1
10	Handle	Steel	1
11	Nut	Steel	1
12	Nut	Brass	1

WARNING: This product can expose you to chemicals, including lead, which are known to the State of California to cause cancer and birth defects or other reproductive harm. For more information, visit www.P65Warnings.ca.gov

MALE X FEMALE BRASS BALL VALVE

VALVES


MALE X FEMALE BRASS BALL VALVE

• 600WOG • FULL PORT



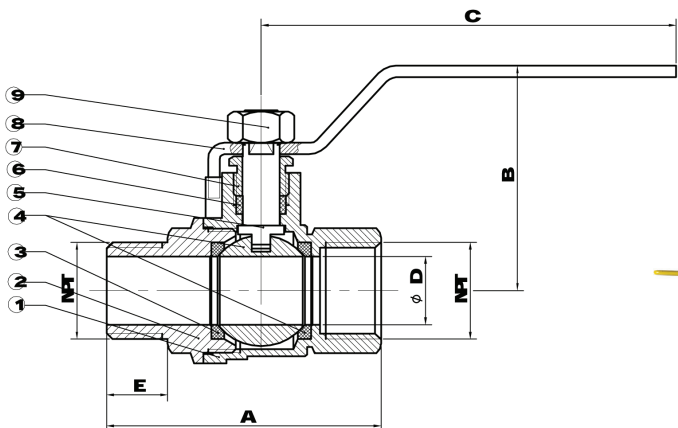
UL842, UL258

- Solid chrome plated brass ball
- Suitable for full range of liquids and gases.
- Minimal pressure drop due to large full size ports.
- Bottom loaded, pressure retaining stem.
- Pressure rated at 600psi (42 bars) WOG (non-shock) and 150psi (10.34 bars) saturated steam. Virgin TFE stem packing seal, thrust washer and seats.
- Yellow vinyl insulator on heavy duty plated carbon steel handles.
- Fast 1/4 turn open or close operation.
- Flow both directions.
- Low operating torque.
- Adjustable stem packing gland.
- Generic Handles
- Maximum operating temperature: 248°F (120°C)
- Minimum operating temperature: -20°F (-40°C)
- Each valve individually tested.
- Forged Brass - for more strength.
- Threaded ends to ANSI B1.20.1
- Hard chromium plated solid ball
- Bottom entry, blow-out proof stem.
- Made in China



• Not Lead Free

PART#	SIZE	NPT	A	B	C	D	E	WEIGHT	BOX/CASE	LIST PRICE
948170	1/4"	1/4 - 18	2.016	1.689	2.756	0.315	0.457	0.29	70/140	---
948171	3/8"	3/8 - 18	2.094	1.89	3.543	0.394	0.457	0.33	70/140	---
948172	1/2"	1/2 - 14	2.343	2.05	3.543	0.583	0.520	0.47	50/100	---
948173	3/4"	3/4 - 14	2.618	2.20	3.780	0.748	0.563	0.68	30/60	---
948174	1"	1 - 11.5	3.000	2.579	4.528	0.945	0.630	1.11	20/40	---
948175	1-1/4"	1-1/4 - 11.5	3.563	2.953	4.528	1.260	0.709	1.70	12/24	---
948176	1-1/2"	1-1/2 - 11.5	3.965	3.346	5.512	1.575	0.717	2.50	9/18	---
948177	2"	2 - 11.5	4.496	3.681	5.512	1.969	0.748	3.57	6/12	---



POS	COMPONENTS	MATERIALS
1	Body	C37700
2	End Cap	CS7700
3	Ball Seat	PTFE
4	Ball	CS7700
5	Stem	CS7700
6	Stem Reducing	PTFE
7	Reducing Nut	CS7700
8	Lever Handle	1008
9	Stem Nut	A570 Gr.A



Locking Handle option



Tee handle option



ITALIAN MALE X FEMALE BALL VALVE

VALVES

ITALIAN MALE X FEMALE BALL VALVE

• BRASS • 600WOG • FULL PORT

Gas Approved



CSA AGA 3.88 5 PSIG




UL842, UL258, UL125, FM

Made in Italy

ISO 9002 Manufacturer
FEATURES

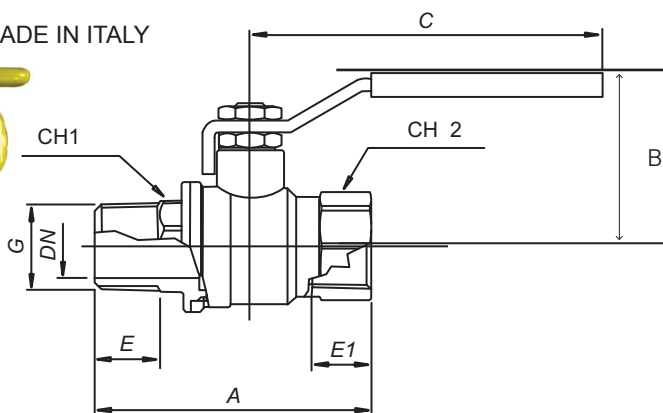
- Solid chrome plated brass ball
- Suitable for full range of liquids and gases.
- Minimal pressure drop due to large full size ports.
- Bottom loaded, pressure retaining stem.
- Pressure rated at 600psi (42 bars) WOG (non-shock) and 150psi (10.34 bars) saturated steam. Virgin TFE stem packing seal, thrust washer and seats.
- Yellow vinyl insulator on heavy duty plated carbon steel handles.
- Fast 1/4 turn open or close operation.
- Generic Handles
- Flow both directions.

- Low operating torque.
- Adjustable stem packing gland.
- Maximum operating temperature: 248°F (120°C) at 600 p.s.i
- Minimum operating temperature: -20°F (-40°C)
- KV: Pressure drop m³/h.
- Each valve individually tested.
- Forged Brass - for more strength.
- Threaded ends to ANSI B1.20.1
- Hard chromium plated solid ball
- Bottom entry, blow-out proof stem.
- Deeper threads - for better connections.

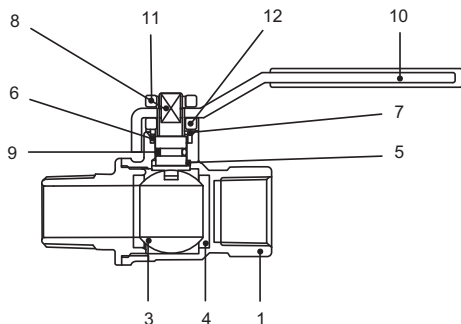


MIP x FIP

MADE IN ITALY



PART#	SIZE	DN	A	B	C	E	E1	CH1	CH2	WEIGHT	BOX/CASE	LIST PRICE
948101	1/4"	.39	2.18	1.53	3.28	.39	.43	.55	.75	0.35	24/96	---
948102	3/8"	.39	2.20	1.53	3.28	.43	.43	.71	.86	0.35	24/96	---
948103	1/2"	.57	2.54	1.57	3.28	.62	.46	.87	.98	0.42	14/56	---
948104	3/4"	.75	2.75	1.77	3.80	.55	.49	1.12	1.22	0.68	12/48	---
948105	1"	.94	3.23	2.03	3.80	.69	.59	1.34	1.50	0.95	6 /24	---
948106	1-1/4"	1.24	3.86	2.32	4.63	.81	.79	1.69	1.90	1.66	4/16	---
948107	1-1/2"	1.49	4.20	2.98	6.28	.85	.64	2.15	2.13	2.83	2/8	---
948108	2"	1.96	4.90	3.27	6.38	.90	.75	2.40	2.64	4.22	1/4	---



POS	COMPONENTS	MATERIALS	N
1	Body	CW617N Forged Brass	1
2	End Connection	CW617N Forged Brass	1
3	Ball	CW617N CP Brass	1
4	Ball Stems	P.T.F.E.	2
5	Stem Antif. Seat	P.T.F.E.	1
6	Stem Seat	P.T.F.E.	1
7	Brass Ring	CW617N Brass	1
8	Stem	CW617N Brass	1
9	O-Ring	NBR 80	1
10	Handle	UNI EN 10025 Steel	1
11	Nut	UN 5771 Steel	1
12	Nut	CW617N Brass	1

• Not Lead Free

TEE HANDLE BALL VALVE - MXF

VALVES

TEE HANDLE BALL VALVE

MALE X FEMALE




UL842, UL258

Features

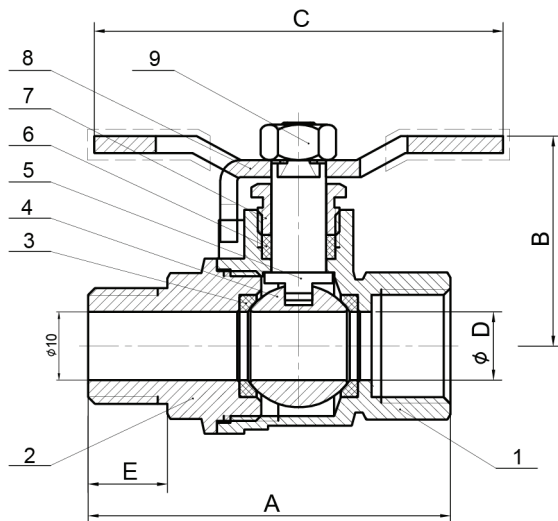
- Thread conform ANSI B1.20.1
- Forged brass body
- Blow out proof stem design
- Packing nut, O-Ring and packing on the stem seal
- Chrome Plated Brass Ball
- Handle with vinyl grip

Performance rating

- 600 PSI (WOG) 150 PSI (WSP) Service
- Temperature range: -20° F to 300° F
- Made in China
- Not lead free



PART#	SIZE	DIMENSION INCHES					WEIGHT	BOX/CASE	LIST PRICE
	NPT	A	B	C	D	E			
948170T	1/4"	2.016	1.27	2.67	0.315	0.457	0.26	70/140	---
948171T	3/8"	2.094	1.213	2.67	0.394	0.457	0.33	70/140	---
948172T	1/2"	2.343	1.61	3.12	0.583	0.520	0.49	50/100	---
948173T	3/4"	2.618	1.26	3.12	0.748	0.563	0.66	30/60	---
948174T	1"	3.000	1.921	3.701	0.945	0.630	1.06	20/40	---
948175T	1-1/4"								---



ITEM	PART	MATERIALS
1	Body	Brass
2	End Cap	Brass
3	Ball Seat	PTFE
4	Ball	C/P Brass
5	Stem	Brass
6	Stem Packing	PTFE
7	Packing Nut	Brass
8	T-Handle	Nickel plating steel
9	Stem Nut	Brass plating steel

WARNING: This product can expose you to chemicals, including lead, which are known to the State of California to cause cancer and birth defects or other reproductive harm. For more information, visit www.P65Warnings.ca.gov



LOCKING HANDLE BALL VALVES - FEMALE X MALE

VALVES




UL842, UL258

Features

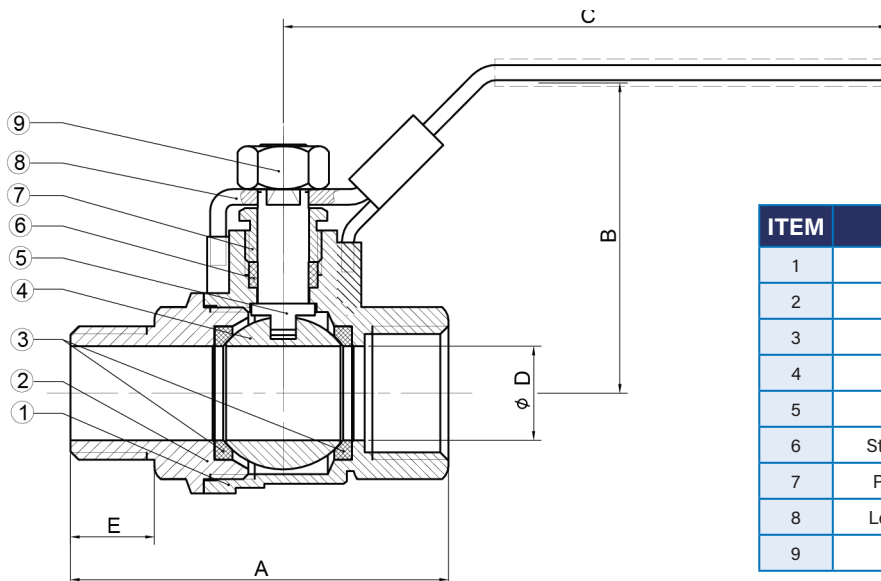
- Thread conform ANSI B1.20.1
- Forged brass body
- Blow out proof stem design
- Packing nut, O-Ring and packing on the stem seal
- Chrome Plated Brass ball
- Handle with vinyl grip

Performance rating

- 600 PSI (WOG) 150 PSI (WSP) Service
- Temperature range: -20° F to 300° F
- Made in China
- Not lead free



PART#	SIZE	DIMENSION INCHES					WEIGHT	BOX/CASE	LIST PRICE
	NPT	A	B	C	D	E			
948170L	1/4"	2.016	1.732	3.543	0.315	0.457	0.32	70/140	---
948171L	3/8"	2.094	1.732	3.543	0.394	0.457	0.37	70/140	---
948172L	1/2"	2.343	1.941	3.543	0.583	0.520	0.50	50/100	---
948173L	3/4"	2.618	2.106	3.78	0.748	0.563	0.77	30/60	---
948174L	1"	3.000	2.579	4.528	0.945	0.630	1.21	20/40	---
948175L	1-1/4"	3.563	2.961	4.528	1.260	0.709	1.74	12/24	---
948176L	1-1/2"	3.965	3.366	5.36	1.575	0.717	2.58	9/18	---
948177L	2"	4.496	3.701	5.36	1.969	0.748	3.73	6/12	---



ITEM	PART	MATERIALS
1	Body	Brass
2	End Cap	Brass
3	Ball Seat	PTFE
4	Ball	C/P Brass
5	Stem	Brass
6	Stem Packing	PTFE
7	Packing Nut	Brass
8	Lever Handle	Nickel plating steel
9	Stem Nut	Brass plating steel

WARNING: This product can expose you to chemicals, including lead, which are known to the State of California to cause cancer and birth defects or other reproductive harm. For more information, visit www.P65Warnings.ca.gov



NICKEL PLATED BALL VALVE

VALVES

NICKEL PLATED BALL VALVE

• BRASS • 600WOG • FULL PORT • NO APPROVALS

Vacuum service to 29 inches Hg

600 psi (WOG) 150 psi (WSP) Service

Thread conform ANSI B1.20.1

Temperature Range : -40° F to 365° F

Construction: Forging Brass Body, Nickel plated


PTFE Ball Seats

Blow Out Proof Brass Stem

Steel Handle w/Vinyl Grip

Made in China

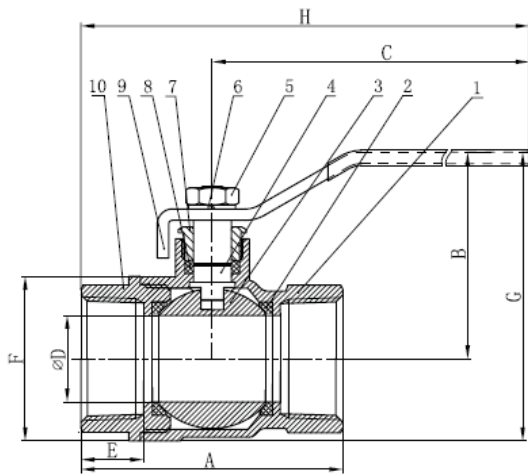
- Not Lead Free



- Generic Handles

FIP X FIP NICKEL PLATED BALL VALVE

PART #	SIZE	OD	A	B	C	E	F	G	H	WEIGHT	BOX/CASE	LIST PRICE
941151NP	1/4"	0.394	1.73	1.69	3.35	0.453	0.945	2.154	4.331	0.32	10/120	---
941152NP	3/8"	0.394	1.73	1.69	3.35	0.473	0.945	2.154	4.331	0.32	10/120	---
941153NP	1/2"	0.524	1.89	1.73	3.35	0.472	1.083	2.276	4.291	0.36	10/100	---
941154NP	3/4"	0.748	2.28	1.89	3.35	0.563	1.378	2.579	4.488	0.57	10/80	---
941155NP	1"	0.984	2.80	2.14	4.29	0.650	1.772	3.031	5.689	0.65	8/48	---
941156NP	1-1/4"	1.240	3.15	2.32	4.29	0.669	2.165	3.398	5.866	1.75	4/36	---
941157NP	1-1/2"	1.476	3.44	2.66	5.63	0.701	2.50	3.909	7.343	2.10	2/24	---
941158NP	2"	1.949	4.06	3.01	5.63	0.708	3.244	4.638	7.638	3.35	2/12	---



NO	ITEM		MATERIAL
1	Body	1	NP Brass
2	Seat	2	PTFE
3	Ball	1	Brass CP
4	Stem	1	Brass/ NP
5	Handle Nut	1	Plated Steel
6	Lock Washer	1	Plated Steel
7	Packing Nut	1	Brass/ NP
8	Packing	1	PTFE
9	Handle	1	Plated Steel
10	Cap	1	Brass/ NP
		1	Plated Steel
		1	Lead Free Brass

WARNING: This product can expose you to chemicals, including lead, which are known to the State of California to cause cancer and birth defects or other reproductive harm. For more information, visit www.P65Warnings.ca.gov

N/P BALL VALVE W/SS TRIM

VALVES

N/P BALL VALVE W/SS TRIM

- NICKEL PLATED
- SS BALL, HANDLE, NUT & STEM
- LOCKING HANDLE
- W/APPROVALS

Gas Approved



UL842, UL258, UL125, FM

CSA AGA 3.88 5 PSIG

Features

- Vacuum service to 29 inches Hg
- Thread Conform ANSI B1.20.1
- Forged Brass Body
- Blow Out Proof Stem Design
- Packing Nut, O-RING & Packing On The Stem Seal
- Stainless Steel Ball, Handle, Nut&Stem
- Handle With Vinyl Grip

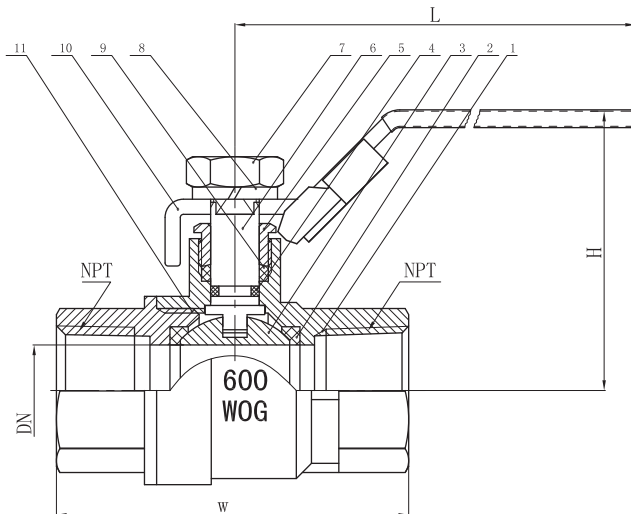
Performance rating

- 600 PSI (WOG) 150 PSI (WSP) Service
- Temperature range: -20° F to 300° F
- Made in China
- Not lead free
- No more rusty handles



- Generic Handles

PART#	SIZE	D	L	H	W	CV	WT.(LBS.)	BOX/CASE	LIST PRICE
941121NP	1/4	0.394	3.22	1.84	1.73	8.23	0.326	10/120	---
941122NP	3/8	0.394	3.22	1.84	1.73	8.23	0.320	10/120	---
941123NP	1/2	0.591	3.22	2.02	2.24	18.55	0.474	10/100	---
941124NP	3/4	0.748	4.04	2.40	2.52	29.76	0.785	10/80	---
941125NP	1	0.984	4.08	2.20	2.97	51.55	1.155	8/48	---
941126NP	1-1/4	1.259	5.20	3.05	3.44	84.42	1.797	4/36	---
941127NP	1 1/2	1.574	5.20	3.18	3.88	131.93	2.447	2/24	---
941128NP	2	1.941	5.20	3.48	4.33	200.35	3.477	2/12	---



PART NAME	MATERIAL
Body	Brass/ Nickel Plated
Seat	PTFE
Ball	Stainless Steel
O-ring	Fluoroelastomer
Packing Nut	Brass/ Nickel Plated
Stem	Stainless Steel
Handle Nut	Stainless Steel
Lock Washer	Stainless Steel
Packing	PTFE
Handle	Stainless Steel
Cap	Brass/ Nickel Plated

WARNING: This product can be used in applications where it is not intended. For more information, visit www.P65Warnings.ca.gov

VALVES

SPRING HANDLE/ RIGHT ANGLE VALVES

BRASS SPRING HANDLE BALL VALVE

Working pressure:600 PSI for brass

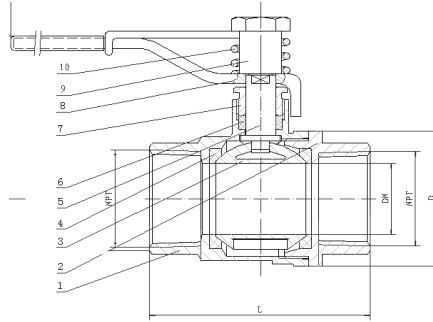
Temperature Range:-40°F to 365°F(-40°C to +185°C)

Material:Brass

Spring Lever Handle w/Vinyl Grip

Made in China

Not lead free



PART #	PART NAME	MATERIAL
1	Body	Brass
2	Bonnet	Brass
3	Ball	Brass
4	Sealing Seat	PTFE
5	Stem	Stainless Steel
6	Packing Ring	PTFE
7	Gland	Brass
8	Handle	Stainless Steel
9	Bolt	Brass
10	Spring	Stainless Steel

PART#	SIZE	L	D	DN	H	L3	WTG	BOX/CASE	LIST PRICE
947103	1/2"	2.19	1.24	0.59	1.83	4.24	0.54	10/80	---
947104	3/4"	2.38	1.5	0.75	2.19	4.24	0.72	5/40	---
947105	1"	3.23	1.91	0.98	2.49	4.71	1.32	5/30	---

RIGHT ANGLE BRASS BALL VALVE

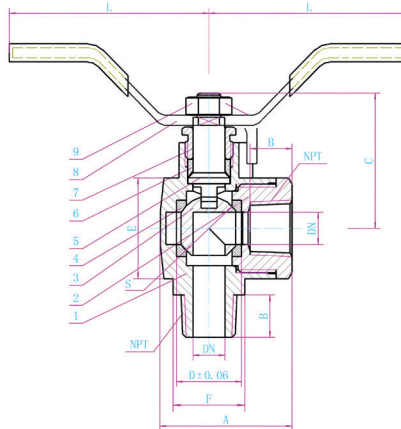

Working pressure: 250PSI

Temperature Range -40° to 400°F(-40 °C to +205 °C)

With lever Handle Polytetrafluoroethylene seats 2-pc,full port Heavy Duty forged Body Steel Handle

w/Vinyl GripMade in China

Not lead free



PART #	PART NAME	MATERIAL
1	Body	Brass
2	Cap	Brass
3	Ball	Brass
4	Seat	PTFE
5	Stem	Brass
6	Stuffing	PTFE
7	Packing Nut	Brass
8	Handle	Steel
9	Nut	Brass

PART #	SIZE	A	B	C	D	S	DN	L	E	F	WTG	BOX/CASE	LIST PRICE
947111	1/4	1.59	0.41	1.40	0.64	0.63	0.32	2.60	0.98	0.65	0.34	12/120	---
947112	3/8	1.59	0.41	1.40	0.73	0.71	0.39	2.60	0.98	0.65	0.36	12/120	---
947113	1/2	1.73	0.55	1.40	0.79	0.87	0.55	2.60	1.08	0.83	0.47	10/80	---

WARNING: This product can expose you to chemicals, including lead, which are known to the State of California to cause cancer and birth defects or other reproductive harm. For more information, visit www.P65Warnings.ca.gov



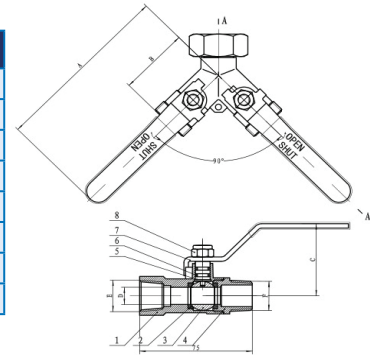
3 WAY AND SAFETY EXHAUST BALL VALVES

VALVES

3-WAY WYE BRASS BALL VALVE, VENTED AND UNVENTED

- Max. pressure: W.O.G. (water, oil, inert gas)
Unvented Valve: 600psi@70°F
Vented Valve: 250psi@70°F
W.S.P. (working steam pressure)
Unvented Valve: 150psi@365°F
Vented Valve: Not related
- Vacuum Rating: 29"Hg
- Temperature Range: -40° to 365°F
- Ports: Full

PART#	PART NAME	MATERIAL
1	Body	Brass Nickel Plated
2	Seat	PTFE
3	Ball	Brass, Cr. Plated
4	Cap	Brass Nickel Plated
5	Stem	Brass
6	O-Ring	Fluoroelastomer
7	Handle	Stainless Steel
8	Nut	Steel



Designed for the portable air compressor industry, these valves control the flow of water, oil, and inert gases in two directions and are great for mixing and diverting. They have a single female inlet and two male outlets with two ball valves. Valves are Brass Nickel Plated and have chrome-plated brass balls, brass blow-out proof stems, PTFE seats and seals, and steel lever handles with vinyl grips. Vented valves have a drilled hole in the two valve balls and body that vents compressed air in the line when the valve is closed. Connections: 1" NPT female inlet and 3/4" NPT male outlet. • Made in China • Not lead free



NON-VENTED



VENTED


NOW WITH STAINLESS STEEL HANDLES

PART #	BALL	E	F	A	B	C	D	G	WTG	BOX/CASE	LIST PRICE
947125	Non-vented	1" Female	3/4" Male	5.18"	2.5"	2.05"	0.59"	90°	1.43	2/24	---
947126	Vented								1.48	2/24	---

EXHAUST VALVES AUTOMATIC DRAIN & LATCH LOCK HANDLE

Full port hot forged brass ball valve, blow-out proof stem, downstream automatic vent with lockable handle in compliance with OSHA requirements.

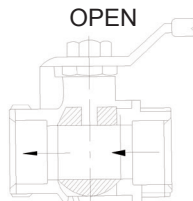
- Maximum working pressure: 200 PSI (CWP).
- Temperature rating: +15°F through +210°F.
- Made in Italy
- Not lead free



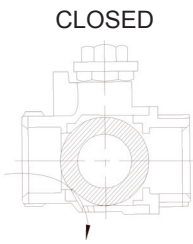
- w/ 10/32 UNP tap for drain.
- on all sizes

PART#	SIZE	LIST PRICE
948131	1/4"	---
948132	3/8"	---
948133	1/2"	---
948134	3/4"	---
948135	1"	---

Valve - closed and draining occurs. Upstream seat prevents air flow. Downstream system is vented to atmosphere.



Valve - open position. Drain vent shut off.



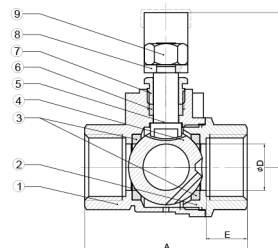
CLOSED

SAFETY EXHAUST BALL VALVE

- Threaded - Two Piece Body - Full Port
- Blow-out Proof Stem - PTFE Seats
- To Exhaust and Downstream Air in the Closed Position w/ locking lever handle.
- Made in China
- Vented
- 400 PSI WOG
- Not lead free
- 150 SWP



PART #	SIZE	A	B	D	E	LIST PRICE
948141	1/4"	1.756	1.88	0.394	0.457	---
948142	3/8"	1.756	1.88	0.394	0.457	---
948143	1/2"	2.047	2.13	0.583	0.520	---
948144	3/4"	2.362	2.28	0.748	0.563	---



ITEM	PART	MATERIAL
1	Body	Brass
2	End Cap	Brass
3	Ball Seat	PTFE
4	Ball	Brass
5	Stem	Brass
6	Stem Packing	PTFE
7	Packing Nut	Brass
8	Lever Handle	Nickel Plating Steel
9	Stem Nut	Nickel Plating Steel

WARNING: This product can expose you to chemicals, including lead, which are known to the State of California to cause cancer and birth defects or other reproductive harm. For more information, visit www.P65Warnings.ca.gov

GAS BALL VALVES

VALVES



GAS BALL VALVES

Manual Valve
LISTED
Threaded NPT
UL 842, UL 258, UL 125


CSA AGA 3.88 5 PSIG

ISO 9002 MANUFACTURER

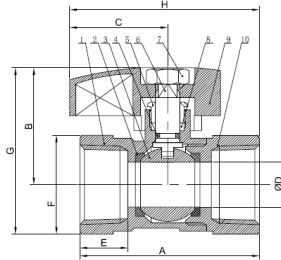
FEATURES

- Material: C37700
- Forged brass, Regular port, Thread*Flare Thread
- Thread ends in ANSI B1.20.1
- Working temperature: 0-65° (32-149°)
- Pressure :1/2PSI;5PSI;

- ASME B16.44/CR91; ANSI Z21.15/CSA9.1
- UL 125 For LP-Gas 125psig
- Made in China




GAS BALL VALVE (2-PIECE)
FEMALE X FEMALE



10	BALL VALVE CAP	1	BRASS
9	HANDLE	1	AL-alloy
8	PACKING	1	PTFE
7	HANDLE NUT	1	PLATED STEEL
6	STEM	1	BRASS
5	PACKING NUT	1	BRASS
4	O-RING	1	NBR
3	BALL	1	BRASS
2	SEALING WASHER	2	PTFE
1	BALL VALVE BODY	1	BRASS
NO.	ITEM	TOTAL	MATERIAL


PART#	SIZE	WTG	BOX/CASE	LIST PRICE
943311	3/8"	0.35	10/100	---
943312	1/2"	0.44	10/100	---
943313	3/4"	0.62	10/100	---
943314	1"			---

SIZE	∅D	A	B	C	E	F	G	H
3/8"	0.394	1.752	1.437	1.28	0.472	0.945	1.909	2.146
1/2"	0.394	2.204	1.437	1.28	0.606	1.043	1.961	2.461
3/4"	0.591	2.362	1.535	1.28	0.626	1.299	2.815	2.476




FLARE X FLARE

PART#	SIZE	LIST PRICE
943342	3/8	---
943343	1/2	---
943345	5/8	---



FLARE X MIP

PART#	SIZE	LIST PRICE
943347	3/8 x 1/2	---
943348	1/2 x 1/2	---

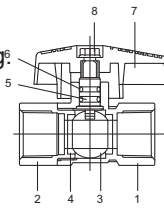


FLARE X FIP

PART#	SIZE	LIST PRICE
943331	3/8 x 1/2	---
943332	1/2 x 1/2	---
943351	5/8 x 3/4	---
943350	15/16 x 3/4	---

- For use with natural, manufactured, mixed liquified. petroleum and LP gas-air mixtures.
- Deeper thread connections. Smooth quarter-turn.
- Manufactured to ANSI Z21.15, C.G.A. 9.1-M81, 9.2-M88, 1/2 psig. 372 also to A.G.A.3-8, C.G.A. CR91-002, 2 psig.
- Solid chrome plated brass ball
- Bottom entry
- Blow out proof design.
- Double Fluoroelastomer o-rings stem seals
- Polytetrafluoroethylene seats for durability.
- Forged construction for greater strength.
- Larger ports for increased flow capacity.
- Red Reversible handle.
- May be used with water 400 WOG.

MADE IN ITALY



COMPONENTS	MATERIALS	
1	Body	Forged Brass
2	End Connection	Forged Brass
3	Ball	Forged Brass
4	Ball Seats	P.T.F.E.
5	Stem	Brass
6	O-Ring	NBR
7	Butterfly	Steel
8	Screw	UNI 5771 Steel



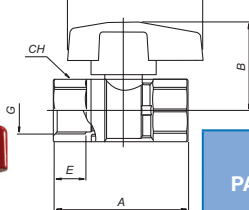

CSA AGA 3.88 5 PSIG



Manual Valve
LISTED
Threaded NPT
UL 842, UL 258, UL 125

GAS BALL VALVES

FEMALE X FEMALE



PART#	SIZE	DIMENSION INCHES							PN IN PSI	WTG	BOX/ CASE	LIST PRICE
		G	DN	A	B	C	E	CH				
943212	1/2"	.47	2.26	1.45	2.28	.55	.98	600	0.33	20/80	---	
943213	3/4"	.59	2.48	1.57	2.28	.57	1.22	600	0.45	14/56	---	

Toll Free 888.675.0190

Fax 208.672.3003

WARNING: This product can expose you to chemicals, including lead, which are known to the State of California to cause cancer and birth defects or other reproductive harm. For more information, visit www.P65Warnings.ca.gov

CHROME PLATED BRASS MINI BALL VALVES

VALVES

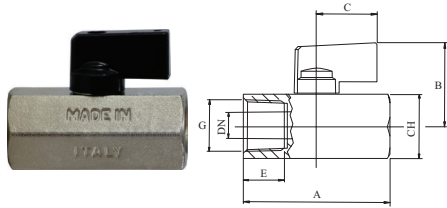
ITALIAN CHROME PLATED BRASS MINI BALL VALVE

ISO 9002 Manufacturer

FEATURES

- Solid chrome plated brass ball
- Max working pressure 235 psi will handle 300psi@75° F
- Longer body style for longer, deeper thread connections
- One piece drawn sand blasted chrome plated body.
- Each valve is seal tested for maximum safety.
- Double seal system allows valve to be operated in both directions making installation easier.
- Blowout-proof brass stem.
- NPT taper ANSI B1.20.1 threads.
- 32°F to +176°F temperature.
- 1/4 Turn Aluminium handle with mechanical stop.
- NSF Approved valves available upon request
- Not lead free

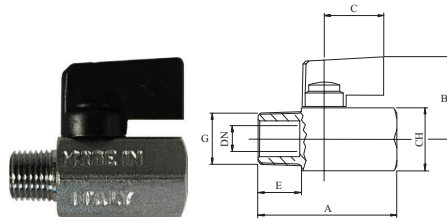
FEMALE X FEMALE



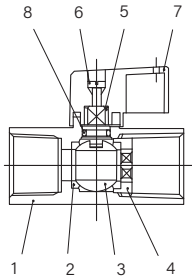
Made in Italy

PART#	SIZE		DIMENSION INCHES							BOX/ CASE	LIST PRICE
	G	DN	A	B	C	E	CH	WTG			
46922I	1/4"	0.31	1.81	1.17	0.9	0.51	0.83	0.24	50/200	---	
46923I	3/8"	0.31	1.85	1.17	0.9	0.51	0.83	0.22	50/200	---	
46924I	1/2"	0.39	2.18	1.26	0.9	0.61	0.98	0.32	30/120	---	

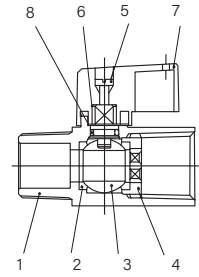
MALE X FEMALE



PART#	SIZE		DIMENSION INCHES							BOX/ CASE	LIST PRICE
	G	DN	A	B	C	E	CH	WTG			
46903I	1/4"	0.31	1.75	1.17	0.9	.40	0.83	0.20	50/200	---	
46904I	3/8"	0.31	1.81	1.17	0.9	.41	0.83	0.20	50/200	---	
46905I	1/2"	0.39	2.14	1.26	0.9	.52	0.98	0.30	40/160	---	



POS	COMPONENTS	MATERIALS	N
1	Body	CW517N Forged Brass	1
2	Ball Seats	P.T.F.E	2
3	Ball	CW517N CP Brass	1
4	Ring Unit	CW614N Brass	1
5	Stem	CW614N Brass	1
6	Screw	UNI 5771 Steel	1
7	Handle	Aluminum	1
8	O-Ring	NBR 80	1



WARNING: This product can expose you to chemicals, including lead, which are known to the State of California to cause cancer and birth defects or other reproductive harm. For more information, visit www.P65Warnings.ca.gov

VALVES

MINI BALL VALVES

VALVES

MINI BALL VALVES

- Chrome plated forged brass body
- Chrome plated brass ball
- NPT taper ANSI B1.20.1 threads*
- 450 PSI working pressure
- At 212°F - 355 PSI
- At 356°F - 142 PSI
- 1/4 Turn Alumzinc handle
- Not lead free
- Made in China



FEMALE X FEMALE - FLAG HANDLE

PART #	SIZE	DIMENSIONS (IN)				WT LBS	BOX/ CASE	
		A	D(FLOW)	F	G			
46934	1/8	1.57	0.24	0.93	1.46	0.21	20/300	---
46935	1/4	1.57	0.31	0.93	1.46	0.20	20/300	---
46936	3/8	1.57	0.28	0.93	1.46	0.22	20/300	---
46937	1/2	1.77	0.35	0.93	1.56	0.24	20/200	---

MINI BALL VALVES W/FLUOROELASTOMER SEALS

FEMALE X FEMALE - TEE HANDLE

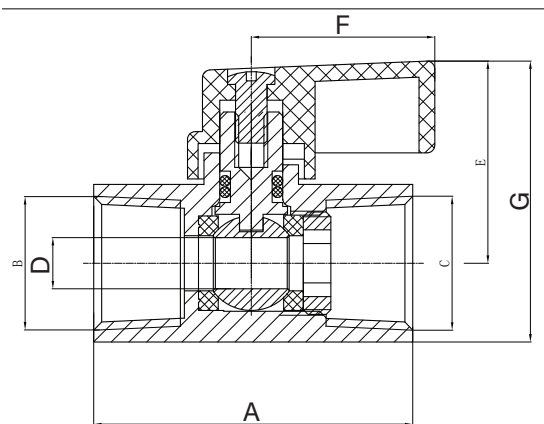


PART #	SIZE	DIMENSIONS (IN)				WT LBS	BOX/ CASE	
		A	D(FLOW)	HANDLE	G			
46934LT	1/8	1.60	0.24	1.34	1.43	0.21	20/300	---
46935LT	1/4	1.57	0.31	1.34	1.43	0.20	20/300	---
46936LT	3/8	1.60	0.28	1.34	1.43	0.22	20/300	---
46937LT	1/2	1.77	0.35	1.34	1.52	0.24	20/200	---

FEMALE X FEMALE - LEVER HANDLE



PART #	SIZE	DIMENSIONS (IN)				WT LBS	BOX/ CASE	
		A	D(FLOW)	F	G			
46934L	1/8	1.57	0.24	1.99	1.50	0.21	20/300	----
46935L	1/4	1.57	0.31	1.99	1.50	0.20	20/300	----
46936L	3/8	1.60	0.28	1.99	1.50	0.22	20/300	----
46937L	1/2	1.77	0.35	1.99	1.59	0.24	20/200	----



POS	COMPONENTS	MATERIALS	N
1	Body	CP Forged Brass	1
2	Ball Seats	P.T.F.E.	2
3	Ball	CP Brass	1
4	Ring Unit	Brass	1
5	Stern	Brass	1
6	O-Ring - flag handle	NBR 80	1
6	O-Ring - all others	Fluoroelastomer	1
7	Handle	Alumzinc	1
8	Screw	Steel	1

WARNING: This product can expose you to chemicals, including lead, which are known to the State of California to cause cancer and birth defects or other reproductive harm. For more information, visit www.P65Warnings.ca.gov



MINI BALL VALVES

VALVES

MINI BALL VALVES

- Chrome plated forged brass body
- Chrome plated brass ball
- NPT taper ANSI B1.20.1 threads*
- 450 PSI working pressure
- At 212°F - 355 PSI
- At 356°F - 142 PSI
- 1/4 Turn Alumzinc handle
- Not lead free
- Made in China



MALE X FEMALE - FLAG HANDLE

PART #	SIZE	DIMENSIONS (IN)				WT LBS	BOX/ CASE	
		A	D(FLOW)	F	G			
46930	1/8	1.57	0.24	0.93	1.46	0.17	20/300	---
46931	1/4	1.57	0.31	0.93	1.46	0.15	20/300	---
46932	3/8	1.57	0.28	0.93	1.46	0.21	20/300	---
46933	1/2	1.77	0.35	0.93	1.56	0.24	20/200	---

MINI BALL VALVES W/FLUOROELASTOMER SEALS



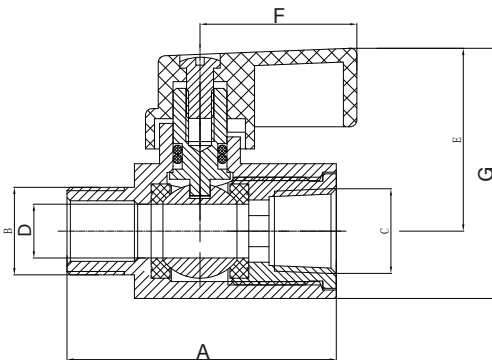
MALE X FEMALE - TEE HANDLE

PART #	SIZE	DIMENSIONS (IN)				WT LBS	BOX/ CASE	
		A	D(FLOW)	HANDLE	G			
46930T	1/8	1.57	0.24	1.34	1.46	0.17	20/300	---
46931T	1/4	1.57	0.31	1.34	1.46	0.15	20/300	---
46932T	3/8	1.57	0.28	1.34	1.40	0.21	20/300	---
46933T	1/2	1.77	0.35	1.34	1.56	0.24	20/200	---



MALE X FEMALE - LEVER HANDLE

PART #	SIZE	DIMENSIONS (IN)				WT LBS	BOX/ CASE	LIST PRICE
		A	D(FLOW)	F	G			
46930L	1/8	1.57	0.24	1.99	1.50	0.17	20/300	
46931L	1/4	1.57	0.31	1.99	1.50	0.15	20/300	
46932L	3/8	1.57	0.28	1.99	1.50	0.21	20/300	
46933L	1/2	1.77	0.35	1.99	1.59	0.24	20/200	



POS	COMPONENTS	MATERIALS	N
1	Body	CP Forged Brass	1
2	Ball Seats	P.T.F.E.	2
3	Ball	CP Brass	1
4	Ring Unit	Brass	1
5	Stern	Brass	1
6	O-Ring - flag handle	NBR 80	1
6	O-Ring - all others	Viton	1
7	Handle	Alumzinc	1
8	Screw	Steel	1

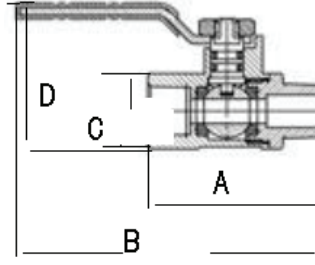
WARNING: This product can expose you to chemicals, including lead, which are known to the State of California to cause cancer and birth defects or other reproductive harm. For more information, visit www.P65Warnings.ca.gov

FORGED BRASS MINI BALL VALVES


VALVES

- 180° operational handle, blow out proof stem. Stem with double "O" Rings
- 200 WOG
- Temp rating -20°F - 250°F
- Generic Handles
- Not lead free

NO	PART NAME	MATERIAL	QTY
1	Nut	Steel	1
2	Handle	Steel	1
3	Cover	PVC	1
4	O-Ring	NBR	2
5	Stem	Brass	1
6	Body	Brass	1
7	Seat	Polyte	2
8	Ball Disc	Brass	1
9	End Plug	Brass	1




*Polyte Abbreviation for Polytetrafluoroethylene



FEMALE X FEMALE

PART #	SIZE	A	B	C	D	LIST PRICE
944113	1/8	1.53	2.80	0.73	1.42	---
944116	1/4	1.53	2.80	0.73	1.42	---
944117	3/8	1.73	2.90	0.87	1.50	---
944140	1/2	2.20	3.08	0.98	1.45	---



FEMALE X MALE

PART #	SIZE	A	B	C	D	LIST PRICE
944106	1/8	1.69	3.02	0.73	1.46	---
944100	1/4X1/8	1.28	2.90	0.66	1.32	---
944101	1/4	1.70	3.00	0.73	1.46	---
944102	3/8X1/4	1.78	2.50	0.89	1.50	---
944103	3/8X 3/8					




MALE X MALE

PART #	SIZE	A	B	C	D	LIST PRICE
944107	1/8	1.70	2.94	0.65	1.42	---
944109	1/4	1.25	2.66	0.65	1.42	---
944110	3/8	1.90	2.98	0.73	1.42	---




HOSE BARB X MALE

PART #	SIZE	A	B	C	D	LIST PRICE
944132	1/4X1/8	2.05	2.91	0.73	1.51	---
944138	1/4X1/4	2.08	2.98	0.73	1.51	---
944128	3/8X1/4	2.08	3.04	0.73	1.51	---
944130	3/8X3/8	2.12	3.06	0.73	1.51	---
944139	1/2X1/2	2.15	3.19	0.73	1.51	---



HOSE BARB X FEMALE

PART #	SIZE	A	B	C	D	LIST PRICE
944136	1/4X1/4	1.97	2.87	0.73	1.55	---



HOSE BARB X HOSE BARB

PART #	SIZE	A	B	C	D	LIST PRICE
944142	1/4X1/4	2.47	3.19	0.73	1.55	---
944134	3/8X3/8	2.47	3.18	0.73	1.55	---

LEAD FREE

PART #	SIZE	A	B	C	D	LIST PRICE
944142LF	1/4	2.49	3.19	0.73	1.55	---

WARNING: This product can expose you to chemicals, including lead, which are known to the State of California to cause cancer and birth defects or other reproductive harm. For more information, visit www.P65Warnings.ca.gov

3 WAY BALL VALVE

VALVES

SIDE OUTLET 3-WAY BALL VALVE

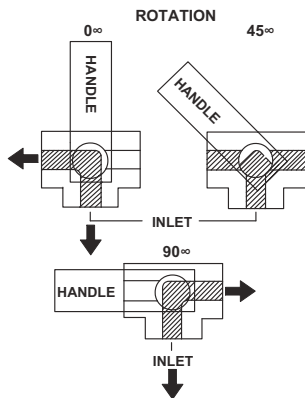
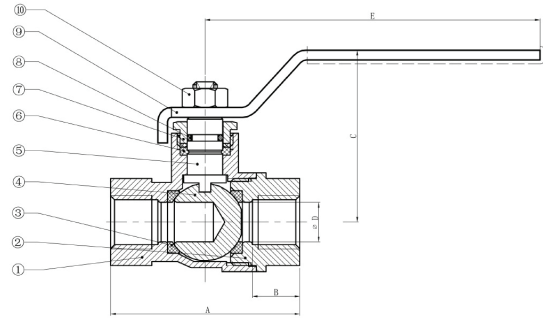
• BRASS • 600WOG • FULL PORT

- Forged Brass
- 600 WOG
- Temp Rating 0-230°F
- 150 SWP

600 WOG



• Side outlet



- Full Port
- Blow-out proof stem
- double o-ring stem packing
- PTFE Seal
- Made in China
- Not lead free


Nomenclature & Materials

NO	PART NAME	MATERIAL	QTY
1	Body	Brass	1
2	End Cap	Brass	1
3	Ball Seat	PTFE	1
4	Ball	Brass	1
5	Stem	Brass	2
6	Seal	PTFE	1
7	Impacted Nut	Brass	1
8	O-Ring	NBR	2
9	Lever Handle	Steel	1
10	Stem Nut	Steel	1

PART#	SIZE	I	H	D	L	A	WTG	BOX/CASE	LIST PRICE
940464	1/4"	1.89	1.73	0.39	3.58	0.47	0.51	50/100	---
940465	3/8"	1.89	1.73	0.39	3.35	0.47	0.57	50/100	---
940461	1/2"	2.11	1.80	0.50	3.58	0.51	0.65	30/60	---
940462	3/4"	2.56	2.16	0.74	4.31	0.55	0.99	20/40	---

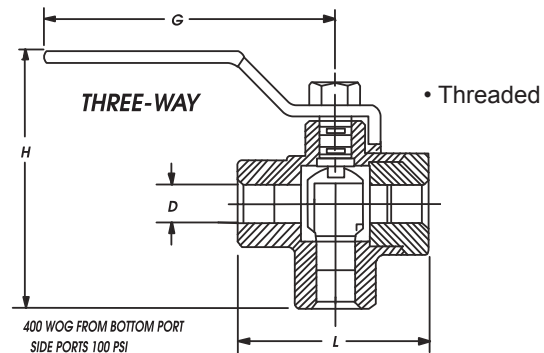
BOTTOM OUTLET 3 WAY BALL VALVE

- Forged Brass
- Bottom Port is inlet 400 psi
- Side Ports are inlet 100 psi



- 90° Handle Rotation

- Polytetrafluoroethylene ball seats
- Double O-Ring Stem Seals - primary seal is Fluoroelastomer secondary seal is Aflas
- Blow out proof stem
- Made in USA
- Threaded ports
- Good for propane
- Not lead free
- Great for diesel fuel



PART#	SIZE	D	G	H	L	CV	WTG	LIST PRICE
940121	1/4"	.44	3.50	3.12	2.25	5.2	0.76	---
940122	3/8"	.50	3.50	3.12	2.25	5.5	0.69	---
940123	1/2"	.50	3.50	3.12	2.25	5.5	1.00	---

WARNING: This product can expose you to chemicals, including lead, which are known to the State of California to cause cancer and birth defects or other reproductive harm. For more information, visit www.P65Warnings.ca.gov


VALVES

MISCELLANEOUS VALVES

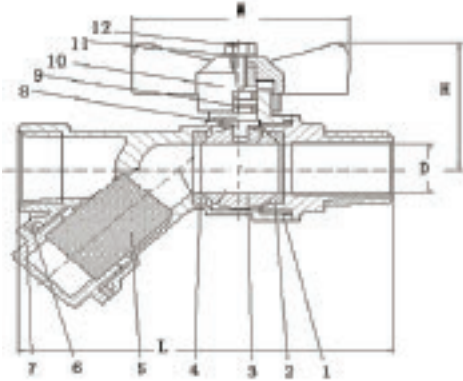
VALVES

BRASS BALL VALVE WITH STRAINER

All-in-One design for economical ,compact and convenient .With stamped stainless Steel Screen . 600PSI WOG Forged brass body,Crome plated ball ,PTFE ball seats and cap seal , and rubber o-ring stem seals. Not lead free




PART #	PART NAME	MATERIAL
1	Body	Brass
2	Caps	Brass
3	Ball	Brass,Cr.Plated
4	Seat	PTFE
5	Filter	SS
6	Gasket	PTFE
7	Caps	Brass
8	Stem	Brass
9	O-Ring	Fluoroelastomer
10	Handle	Zinc
11	Spring Washer	S.S
12	Nut	Steel



PART #	SIZE	L	D	W	H	WTG	BOX/CASE	LIST PRICE
947133	1/2"x1/2"(MxF)	3.77"	0.59"	2.00"	1.50"	0.60	8/64	---
947134	3/4"x3/4"(MxF)	4.32"	0.75"	2.40"	1.85"	1.00	8/64	---

RADIATOR AIR VALVE

COIN SLOT OR LOSSE KEY



PART #	SIZE	LIST PRICE
943284	1/8" MIP	---
943287	Key only	---

ANGLE SILLCOCKS

3/4" HOSE THREAD OUTLET

- Notched flange for convenient installation.
- Heavy brass construction.
- Cast Iron handle.
- Not lead free



FEMALE IPS

PART #	SIZE	BOX	LIST PRICE
942142	1/2	12	---

HOSE BIBBS 3/4" HOSE THREAD OUTLET



IPS

PART #	SIZE	WTG	BOX/CASE	LIST PRICE
942170	1/2 (1/2"C)	0.33	10/100	---
942171	3/4	0.35	10/100	---

BENT NOSE GARDEN VALVES

- Heavy brass construction
- Cast iron handle
- Stuffing box
- Neoprene seal disc

PART #	SIZE	BOX	CASE	LIST PRICE
942100	1/2"	12	72	---
942101	3/4"	12	72	---
942102	1"	12	72	---



WARNING: This product can expose you to chemicals, including lead, which are known to the State of California to cause cancer and birth defects or other reproductive harm. For more information, visit www.P65Warnings.ca.gov

BRASS GATE VALVE

VALVES

BRASS GATE VALVE

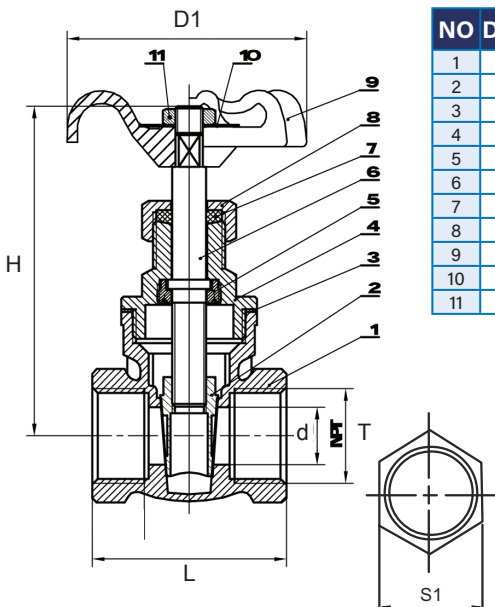
• BRASS • 200WOG • FULL PORT

- 200 WOG (cold water, oil, gas).
- Full-port design for a better water flow.
- Screw-in Bonnet - Non-Rising Stem - Solid Wedge
- NPT Threaded ends to ANSI B1.20.1
- Cast iron handle.
- Each valve individually air tested under water.
- Good for diesel fuel.
- Made in Indonesia
- Not lead free
- Temp. 32°-320°F



BRASS GATE VALVES IPS

PART#	SIZE	L	H	D1	D	T	S1	WEIGHT	BOX/CASE	LIST PRICE
940130	1/4	1.64	2.91	2.09	0.44	1/4-18 NPT	.85	0.60	10/120	---
940131	3/8	1.71	2.91	2.09	0.48	3/8-18 NPT	.85	0.59	10/120	---
940132	1/2	1.71	2.91	2.09	0.50	1/2-14 NPT	1.03	0.75	10/120	---
940133	3/4	1.71	3.06	2.13	0.74	3/4-14 NPT	1.26	0.83	10/80	---
940134	1	2.13	3.60	2.48	0.97	1-11.5 NPT	1.51	1.24	5/60	---
940135	1-1/4	2.24	4.50	2.66	1.22	1-1/4-11.5 NPT	1.89	1.69	5/40	---
940136	1-1/2	2.44	5.08	3.15	1.45	1-1/2-11.5 NPT	2.17	2.17	5/30	---
940137	2	2.70	5.94	3.52	1.85	2-11.5 NPT	2.60	3.30	2/12	---
940138	2-1/2	3.70	7.87	3.98	2.48	2-1/2-8 NPT	3.27	6.26	1/10	---
940139	3	4.02	8.82	4.37	2.80	3-8 NPT	3.86	8.26	1/4	---
940140	4	4.53	9.88	4.74	3.60	4-8 NPT	4.88	13.09	1/4	---



NO	DESCRIPTION	MATERIAL
1	Body	C85700
2	Disk	C85700
3	Seat	PTFE
4	Cap	C85700
5	Packing	C85700
6	Stem	C85700
7	Rubber Seat	NBR
8	Packing Nut	C85700
9	Handle	Cast Iron
10	Nameplate	AL
11	Stem Nut	SAE 1010R

Crown handle
1/2-1/4



X handle
1/2-1/4



Add "C" to part# for Crown handle, "X" for X handle.

Also Available SS Gate Valve



See Lead Free for lead free Gate Valves.

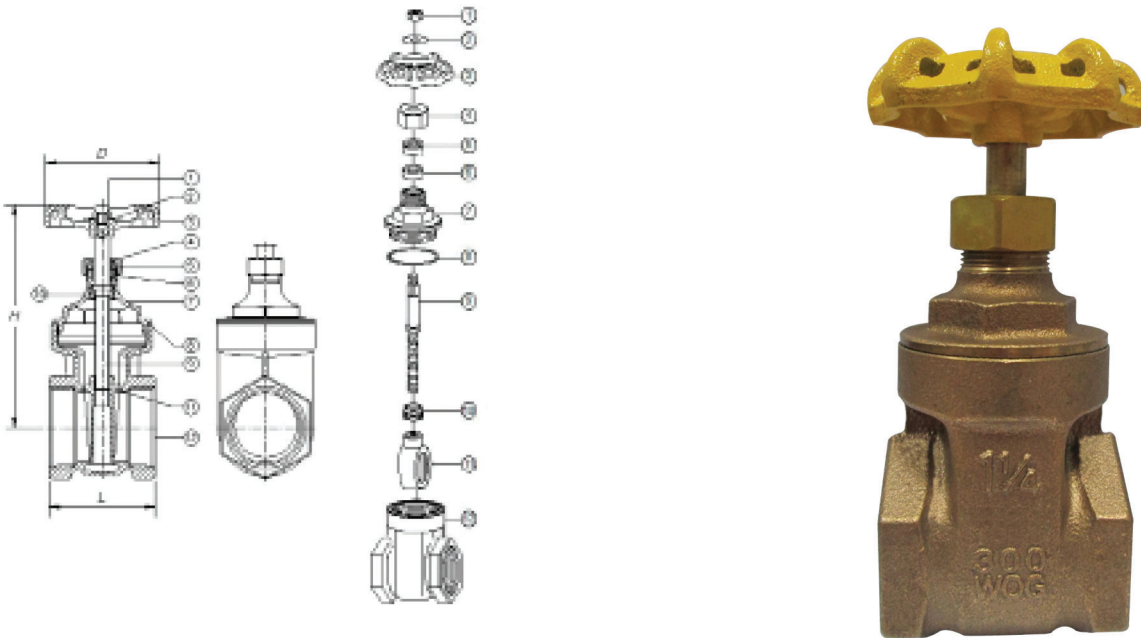


WARNING: This product can expose you to chemicals, including lead, which are known to the State of California to cause cancer and birth defects or other reproductive harm. For more information, visit www.P65Warnings.ca.gov

VALVES

BRONZE GATE VALVE

VALVES

BRONZE IPS GATE VALVE**BRONZE GATE VALVE**

NUMBER	PART	MATERIALS	NOTE
1	NUT	HOT ROLLED (SAE 1010R)	
2	NAME PLATE	ALUMINUM	
3	HANDLE	CAST IRON (JIS Z22202)	
4	PACKING NUT	BRASS ROD (C37700)	
5	GLAND RING	BRASS ROD (C37700)	Size 1-1/4" ~ 4"
6	PACKING	GRAPHITE (LK 33 NAFG)	
7	BONNET	CAST BRONZE (C83600)	
8	PACKING	FIBRE	Size 2" ~ 4"
9	STEM	BRASS ROD (C37700)	Size 1/4" ~ 2"
		CAST BRONZE (C83600)	Size 2-1/2" ~ 4"
10	LOCKNUT	BRASS ROD (C37700)	
11	DISC	CAST BRONZE (C83600)	
12	BODY	CAST BRONZE (C83600)	

PART#	SIZE	DIMENSION (MM)		
		D	H	L
939132	1/2" FIP	53	74	43.5
939133	3/4" FIP	54	84	46
939134	1" FIP	63	99	54
939135	1-1/4" FIP	69	117	57
939136	1-1/2" FIP	80	129	62
939137	2" FIP	89.5	152	68.5
939138	2-1/2" FIP	101	200	94
939139	3" FIP	111	224	102
939140	4" FIP	127	251	115

WARNING: This product can expose you to chemicals, including lead, which are known to the State of California to cause cancer and birth defects or other reproductive harm. For more information, visit www.P65Warnings.ca.gov

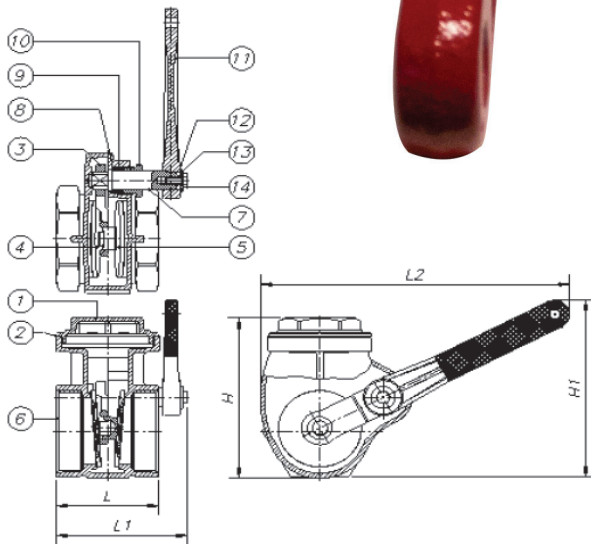



QUICK OPENING GATE VALVE

VALVES

GATE VALVE QUICK OPENING

FEATURES: BRONZE MATERIAL, THREADED ENDS, 200 WOG



MATERIAL SPECIFICATION

NO.	PART	BRONZE
1	BONNET	BRASS (C85700)
2	PACKING	FIBRE
3	ARM	BRASS (C85700)
4	DISC MALE	BRASS (C85700)
5	DISC FEMALE	BRASS (C85700)
6	BODY	BRASS (C85700)
7	STEM	BRASS (C37700)
8	WASHER	BRASS (C37700)
9	PACKING	Polytetrafluoroethylene POLYFLON(PTFE M-392)
10	PACKING NUT	BRASS (C37700)
11	HANDLE	CAST IRON (JIS ZZ2202) RUBBER COATING BRASS (C85700)
12	NAME PLATE	ALUMINIUM (A1100)
13	WASHER	HOT ROLLED (SAE 1010R)
14	HANDLE BOLT	HOT ROLLED (SAE 1010R)

PART #	SIZE	L	L1	L2	H	H1	BOX	CASE	LIST PRICE
941133	1/2"	45.6	60.6	119	56.8	52.8	10	50	---
941134	3/4"	51	62	126.3	68	87.5	10	50	---
941135	1"	58.3	72.3	155	78.7	90.2	10	30	---
941136	1-1/4"	30.1	78	180.2	89.5	104	5	25	---
941137	1-1/2"	66.7	85.3	196.6	99.2	131	6	18	---
941138	2"	76.4	90.3	250.6	119.3	143.7	2	10	---
941140	3"	101	129.2	305.6	172.2	191.3	2	6	---
941141	4"	114.5	150.7	378.2	213.5	248.6	1	2	---

WARNING: This product can expose you to chemicals, including lead, which are known to the State of California to cause cancer and birth defects or other reproductive harm. For more information, visit www.P65Warnings.ca.gov




Y-PATTERN STRAINER

VALVES

CLASS 150 BRASS Y-PATTERN STRAINER

- Forged Brass body, size 1/4"-3".
- Pressure rating: 250 WOG (water, oil, gas)/PN25
125 WSP (Saturated Stem)
- NPT Threaded ends to ANSI B1.20.1
- Protects regulators, pumps, meters and other controls from damage due to sediment scale, metal chips or other foreign materials.
- Screwed cap is threaded & gasketed.
- Tapped drain plug opening in cap.
- 304 stainless steel screen #20 mesh.
- Self cleaning.
- Self cleaning can be accomplished by opening the valve or plug connected to the blow-off outlet.
- Made in Indonesia
- NOT LEAD FREE

- w/20 Mesh Screen
- Temp 180°F



PART#	SIZE	L	H	C (PLUG)	WEIGHT	BOX/CASE	LIST PRICE
940521	1/4"	2.57	1.95	NPT 3/8	.53	10/100	---
940522	3/8"	3.23	2.44	NPT 3/8	.71	12/48	---
940523	1/2"	3.23	2.44	NPT 3/8	.66	12/48	---
940524	3/4"	3.94	2.78	NPT 3/8	1.10	8/32	---
940525	1"	4.53	3.19	NPT 1/2	1.71	8/32	---
940526	1-1/4"	5.33	3.66	NPT 1/2	2.49	6/24	---
940527	1-1/2"	6.20	3.82	NPT 1/2	3.24	2/16	---
940528	2"	7.44	4.65	NPT 1/2	5.39	2/8	---
940529	2-1/2"	9.50	5.39	NPT 3/4	9.56	1/6	---
940530	3"	9.4	5.67	NPT 3/4	13.49	1/4	---

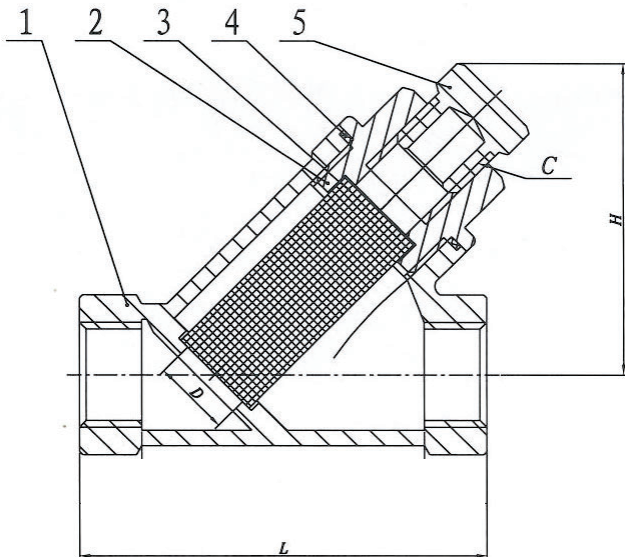
Add 'S' to part # for replacement screens



See Lead Free for 1/2" Lead Free



See SS Y Strainer



NO	NAME	MATERIAL
1	BODY	C85700
2	BONNET	C85700
3	STRAINER	304 S.S.
4	SPRING SEAL	PTFE
5	END CAP	C85700

WARNING: This product can expose you to chemicals, including lead, which are known to the State of California to cause cancer and birth defects or other reproductive harm. For more information, visit www.P65Warnings.ca.gov



BRASS SWING CHECK VALVES

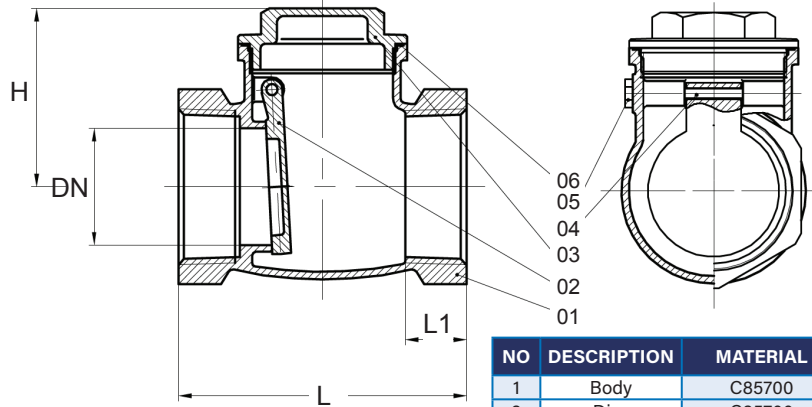
VALVES

BRASS SWING CHECK VALVES

- Working pressure non-shock: 200 psi W.O.G. (cold water, oil, gas) 125 psi WSP (saturated steam)
- Swing type disc.
- Screwed Cap.
- Hard Seat.
- 90° Straight Pattern.
- Used to prevent reverse flow in commercial and industrial applications.
- Threaded ends to ANSI B1.20.1

- Integral seat.
- Temp range -5° - 150F°
- NOT LEAD FREE
- Cracking pressure 3-5 psi

• Made in Indonesia



NO	DESCRIPTION	MATERIAL
1	Body	C85700
2	Disc	C85700
3	Cap	C85700
4	Brass Bar	C85700
5	Screw	C85700
6	Gasket	Fibre H

CAST BRASS SWING CHECK VALVES IPS SCREWED ENDS

PART #	SIZE	L	H	L1	DN	WEIGHT	BOX/CASE	LIST PRICE
940352	1/2	2.09	1.42	0.531	0.512	.41	10/100	---
940353	3/4	2.36	1.56	0.579	0.728	.56	10/80	---
940354	1	2.62	1.77	0.748	0.925	.80	8/40	---
940355	1-1/4	3.19	2.07	0.748	1.201	1.36	5/40	---
940356	1-1/2	3.54	2.16	0.846	1.417	1.56	5/20	---
940357	2	4.21	2.74	0.886	1.772	2.61	2/16	---
940358	2-1/2	5.14	3.09	1.063	2.224	4.55	1/8	---
940359	3	5.77	3.80	1.102	2.579	6.53	1/6	---
940360	4	6.84	4.25	1.102	3.602	10.18	1/4	---




See Lead Free Brass Swing Check Valves



See SS Swing Check Valves

Y PATTERN BRASS SWING CHECK VALVE SCREWED ENDS



PART #	SIZE	LIST PRICE
940-352B	1/2"	---
940-353B	3/4"	---
940-354B	1"	---
940-355B	1-1/4"	---
940-356B	1-1/2"	---
940-357B	2"	---

WARNING: This product can expose you to chemicals, including lead, which are known to the State of California to cause cancer and birth defects or other reproductive harm. For more information, visit www.P65Warnings.ca.gov


BRASS CHECK VALVES

VALVES

BRASS CHECK VALVES

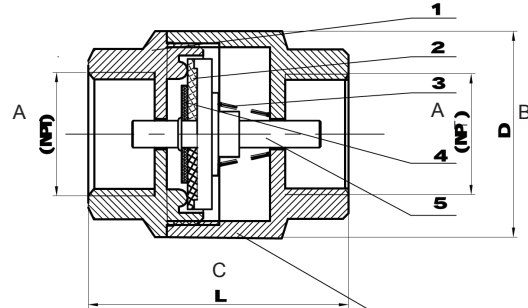
S.S. SPRING LOADED BRONZE POPPET - For positive sealing & self-cleaning. Insures against leakage.

- Inline Lift Type - Resilient Discs - Spring Actuated - Threaded.
- Pressure rating: 200 WOG (water, oil, gas) / 125 WSP (Saturated Steam)
- Spring in stainless steel AISI 304. • Resilient washer hold/ disc in brass. • Forged Brass Body for 1/2"-2"
- Corrosion resistant material. • Can be used vertically or horizontally. • Opens & Closes with flow of media.
- No cracking pressure. • NOT LEAD FREE • Made in Indonesia



1/4 Made in Taiwan

Temp Range
-10°C - 110°C
14°F - 248°F



BRASS CHECK VALVE (INCHES)								
PART#	SIZE	ENTERS PIPE SIZE	A NPT	B	C	WEIGHT	BOX/CASE	LIST PRICE
944428	1/4"	-	1/4"	1.00	2.29	.24	24/192	---
944429	3/8"	-	3/8"	1.00	2.07	.23	10/100	---
944430	1/2"	1-1/4"	1/2"	1.26	2.40	.42	10/100	---
944431	3/4"	1-1/4"	3/4"	1.45	2.74	.53	10/80	---
944432	1"	2"	1"	1.77	3.23	.85	6/48	---
944433	1-1/4"	2-1/2"	1-1/4"	2.13	3.62	1.18	4/40	---
944434	1-1/2"	3"	1-1/2"	2.29	4.04	1.40	5/30	---
944435	2"	3-1/2"	2"	2.48	5.04	2.70	5/20	---



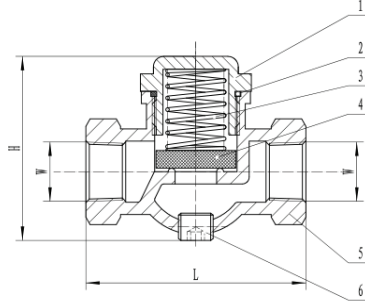
• See Lead Free Brass Check Valves



• See SS Check Valves

IN LINE CHECK VALVES VERTICAL OR HORIZONTAL

- Working Pressure: 250 PSI • Temperature Range: -40° to 450°F (-40° to 230°C)
- Cracking Pressure: 3 PSI • Made in China • Not lead free
- Applications: Air Compressor Discharge Lines, may also used on water or oil lines
- Construction: Cast Bronze Body, Corrosion Resistant Stainless Steel Spring to Ensure Long Life, 15% Glass Filled • Polytetrafluoroethylene Poppet, C360 Machined Brass Cap, 1/8 NPT Unloader Port is Standard • Repairable



PART#	PART NAME	MATERIAL
6	Plug	Brass
5	Body	Bronze
4	Gasket	PTPF
3	Spring	S.Steel
2	O-ring	HNBR
1	Cap	Brass

PART #	SIZE	W	L	H	WTG	BOX/CASE	LIST PRICE
947140	1/8" *	1/8	1.75	1.34	0.28	20/100	---
947141	1/4" *	1/4	1.75	1.37	0.29	20/100	---
947142	3/8"	3/8	2.50	2.18	0.62	10/50	---
947143	1/2"	1/2	2.50	2.13	0.54	10/50	---
947144	3/4"	3/4	2.88	2.64	1.17	8/40	---
947145	1"	1	3.61	3.30	1.98	2/20	---

* No Plug

WARNING: This product can expose you to chemicals, including lead, which are known to the State of California to cause cancer and birth defects or other reproductive harm. For more information, visit www.P65Warnings.ca.gov

BRASS IN-LINE CHECK VALVES

VALVES



BRASS IN-LINE CHECK VALVES

Y-PATTERN STRAINER

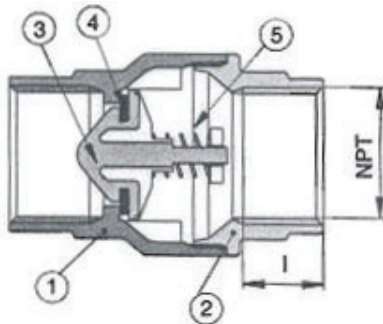
High Capacity, Size 1/4"-2" 400 WOG, 2 1/2"-4" 175 WOG

- Soft Seat for Bubble Tight Shutoff, Spring Loaded for Fast Seating Action.
 - Compact design.
 - Low Cracking Pressure 1/2 psi.
 - Flow Profile Designed to Minimize Head Loss.
 - Perfect Seating both at High and Low Pressure, Wide Temperature Range: +10° to 210°F.
 - Polyetherimide Disc to ensure the Best Resistance For Corrosion and Abrasion.
 - Patented Disc Guide to Prevent Any Side Loading.
 - Connection: FNPT x FNPT.
 - Made in Italy • Not lead free
- NBR for water, oils and general purpose.
With Fluoroelastomer® Seal for fuels and hydrocarbons. Max working TEMPERATURE 325°F/125 psi steam

Add V to part# for Fluoroelastomer



BRASS IN-LINE CHECK								
PART#	LIST PRICE	SIZE	I	PSI	LBS	CASE	FLUOR PART#	LIST PRICE
944401	---	1/4"	0.39	400	0.22	144		
944402	---	3/8"	0.40	400	0.18	144	944402V	---
944403	---	1/2"	0.60	400	0.32	144	944403V	---
944404	---	3/4"	0.65	400	0.49	90	944404V	---
944405	---	1"	0.66	400	0.71	90	944405V	---
944406	---	1-1/4"	0.68	400	1.13	30	944406V	---
944407	---	1-1/2"	0.68	400	1.53	30	944407V	---
944408	---	2"	0.69	400	2.28	12	944408V	---
944409	---	2-1/2"	0.93	175	4.83	4	944409V	---
944410	---	3"	1.01	175	6.70	4	944410V	---
944411	---	4"	1.09	175	12.43	2	944411V	---



NO	PART	MATERIAL	PCS
1	Body	Brass	1
2	End Connection	Brass	1
3	Disc	Polyetherimide	1
4	Seat	100002 Nbr	1
		100003 Fluoroelastomer	1
5	Spring	Stainless Steel	1

WARNING: This product can expose you to chemicals, including lead, which are known to the State of California to cause cancer and birth defects or other reproductive harm. For more information, visit www.P65Warnings.ca.gov



STAINLESS STEEL VALVES

VALVES

STAINLESS STEEL & STEEL VALVES**Stainless Steel Valves**

Ball Valves
 SS Mini Ball Valve
 Check Valves
 Y-strainer, Globe, Gate

Carbon Steel Valves

Ball Valves
 Check Valves

WARNING: This product can expose you to chemicals, including lead, which are known to the State of California to cause cancer and birth defects or other reproductive harm. For more information, visit www.P65Warnings.ca.gov

316 SS FULL PORT VALVES

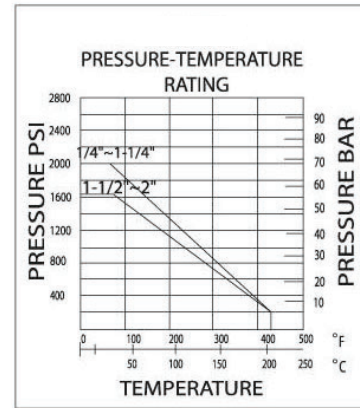
VALVES

316 SS 2-PC BALL VALVE, FULL PORT, THREADED END, 2000 PSI

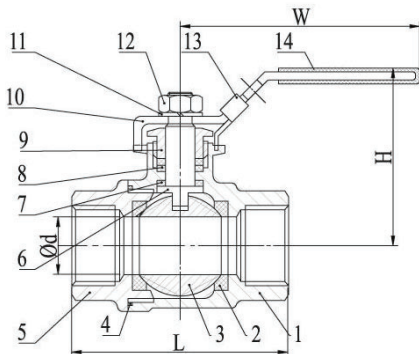
- Investment Castings for body and cap.
- Internal Entry blow-out proof stem.
- Pressure rating: 2000PSI.
- Threaded Ends: ANSI B2,1
- Material: CF8M (316SS)
- Pressure test: API 598
- Generic Handles



LOCKING HANDLE



PART#	SIZE	D	L	H	W	N.M	LBS/ PC	CASE	LIST PRICE
949171	1/4"	0.36	2.13	2.13	4.33	.157	0.64	80	---
949172	3/8"	0.50	2.13	2.16	4.33	.157	0.58	80	---
949173	1/2"	0.59	2.24	2.28	4.53	.197	0.71	70	---
949174	3/4"	0.79	2.76	2.40	4.53	.315	1.18	50	---
949175	1"	0.98	3.50	3.03	6.04	.394	2.33	30	---
949176	1-1/4"	1.25	4.12	3.19	6.04	.551	3.48	20	---
949177	1-1/2"	1.50	4.05	3.54	6.10	.709	4.03	14	---
949178	2"	1.96	4.90	4.25	6.10	.984	7.50	7	---



NO	PART	MATERIAL	QTY
1	BODY	316SS	1
2	BALL SEAT	PTFE	2
3	BALL	316SS	1
4	BODY SEAL	PTFE	1
5	CAP	316SS	1
6	STEM	SS316	1
7	THRUST WASHER	PTFE	1
8	PACKING	PTFE	1
9	GLAND NUT	SS304	1
10	HANDLE	SS304	1
11	WASHER	SS304	1
12	NUT	SS304	1
13	LOCK DEVICE	SS304	1
14	HANDLE COVER	PLASTIC	1

WARNING: This product can expose you to chemicals, including lead, which are known to the State of California to cause cancer and birth defects or other reproductive harm. For more information, visit www.P65Warnings.ca.gov

VALVES

316 SS STANDARD PORT VALVES

VALVES

ONE PIECE STANDARD PORT BALL VALVE316 Stainless Steel
1000 PSI

- Manufactured for harsh environments with female NPT threads.
- Locking handle for greater security.
- Standard port has restricted flow.
- Made with corrosion resistant stainless steel materials.
- PTFE seat and seals.
- Investment Castings for Body and Cap.
- Internal Entry Blow-out proof stem.
- Pressure rating: 1000PSI (PN63)
- Threaded Ends: ANSI B2.1
- Material: CF8M
- Pressure Test: API 598
- Generic handles

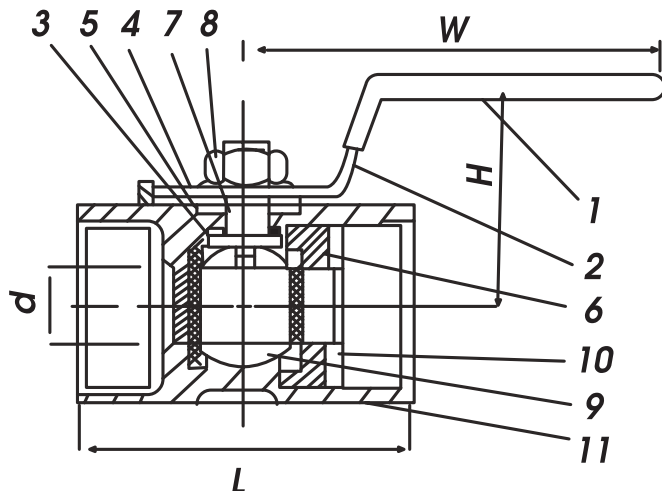
**LOCKING HANDLE**

Valves will accept a pad-lock on the handle.

dimensions (inches)

PART#	SIZE	D	L	H	W	WEIGHT	CASE	LIST PRICE
949101	1/4"	0.20	1.53	1.53	3.03	0.19	150	---
949102	3/8"	0.27	1.74	1.53	3.03	0.23	150	---
949103	1/2"	0.36	2.24	1.73	3.46	0.41	100	---
949104	3/4"	0.50	2.32	1.89	3.46	0.63	70	---
949105	1"	0.59	2.80	2.24	4.29	0.86	50	---
949106	1-1/4"	0.79	3.07	2.32	4.29	1.34	30	---
949107	1-1/2"	0.98	3.26	2.76	5.14	2.00	25	---
949108	2"	1.25	3.94	2.24	6.50	2.88	15	---

Larger sizes available on special order basis



ITEM	PARTS	MATERIAL
1	Plastic Cover	Plastic
2	Handle	AISI 304 SS
3	Thrust Washer	PTFE
4	Packing Ring	AISI 304 SS
5	Stem Packing	PTFE
6	Seat	PTFE
7	Seat	AISI 316 SS
8	Stem Nut	AISI 304 SS
9	Ball	316SS ASTM-A351 CF8M
10	Cap	316SS ASTM-A351 CF8M
11	Body	316SS ASTM-A351 CF8M

SS = Stainless Steel

WARNING: This product can expose you to chemicals, including lead, which are known to the State of California to cause cancer and birth defects or other reproductive harm. For more information, visit www.P65Warnings.ca.gov



316 SS TWO PIECE FULL PORT VALVES

VALVES

TWO PIECE FULL PORT BALL VALVE

316 Stainless Steel
1000 PSI

Materials: CFM8M (SS316)

Features:

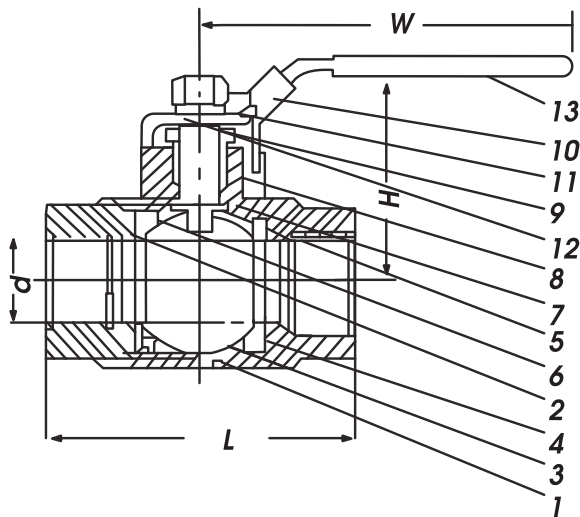
- Quality manufactured for harsh environments.
- Corrosion resistant.
- Investment Casting body
- Working pressure 1000 psi for W.O.G.
- Adjustable stem packing
- Pure Polytetrafluoroethylene seals and seats
- Temperature range: -60 to 450°F
- Blow-out proof stem and safe pressure-reducing hole
- 100% leakage tested at 100 psi air under water
- Hydrostatic test pressure: 1500 psi
- Locking handle w/ blue generic sleeve
- 125 Steam rated
- Generic Handles



Valves will accept a pad-lock on the handle.

dimensions (inches)

PART#	SIZE	D	L	H	W	WEIGHT	CASE	LIST PRICE
949161	1/4"	0.36	2.13	2.13	4.33	0.51	80	---
949162	3/8"	0.50	2.13	2.16	4.33	0.49	80	---
949163	1/2"	0.59	2.24	2.28	4.17	0.69	70	---
949164	3/4"	0.79	2.68	2.40	4.17	1.03	50	---
949165	1"	0.98	3.15	2.50	4.88	1.40	30	---
949166	1-1/4"	1.26	3.58	3.19	5.04	2.17	20	---
949167	1-1/2"	1.49	4.05	3.54	6.10	3.33	12	---
949168	2"	1.97	4.88	4.25	6.13	6.02	7	---
949170	3"	3.15	7.28	5.71	9.06	21.01	2	---
949180	4"	3.94	8.84	7.28	11.10	36.18	1	---



ITEM	PARTS	MATERIAL
1	Body	316SS ASTM-A351 CF8M
2	Body Cap	316SS ASTM-A351 CF8M
3	Ball	316SS ASTM-A351 CF8M
4	Seat	Reinforced PTFE
5	Stem	AISI 316 SS
6	Seal	Reinforced PTFE
7	Thrust Washer	Reinforced PTFE
8	Packing	Reinforced PTFE
9	Gland Nut	AISI 304SS
10/11	Nut & Washer	AISI 304SS
12	Handle	AISI 304SS
13	Plastic Cover	Plastic

SS = Stainless Steel

WARNING: This product can expose you to chemicals, including lead, which are known to the State of California to cause cancer and birth defects or other reproductive harm. For more information, visit www.P65Warnings.ca.gov


VALVES

316 SS MINI BALL VALVES


VALVES

STAINLESS STEEL MINI BALL VALVES

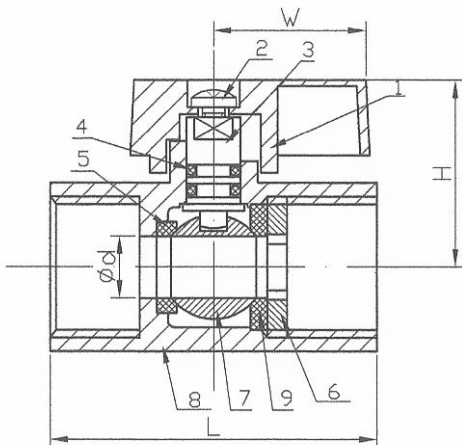
- 316 Stainless Steel
- Working pressure 400PSI
- Working Temperature -10°C to 150°C

**FEMALE PIPE X FEMALE PIPE**

PART#	SIZE	W	D	H	L	WEIGHT	CASE	LIST PRICE
46934SS	1/8"	.898	.197	.985	1.693	.18	150	---
46935SS	1/4"	.898	.276	.984	1.693	.21	150	---
46936SS	3/8"	.898	.276	.984	1.693	.19	150	---
46937SS	1/2"	.898	.362	1.114	1.811	.26	100	---

**MALE PIPE X FEMALE PIPE**

PART#	SIZE	W	D	H	L	WEIGHT	CASE	LIST PRICE
46930SS	1/8"	.898	.197	.985	1.693	.18	150	---
46931SS	1/4"	.898	.276	.984	1.693	.18	150	---
46932SS	3/8"	.898	.276	.984	1.693	.19	150	---
46933SS	1/2"	.898	.362	1.114	1.811	.26	100	---



NO	PART	MATERIAL	QTY
1	LEVER	ALUMINIUM ALLOY	1
	HANDLES	PLASTIC	
2	BOLT	304	1
3	STEM	304/ 316	1
4	"O" RING	NBR	1~2
5	BALL SEAT (A)	PTFE	1
6	CAP	CF8/ CF8M	1
7	BALL	CF8/ CF8M	1
8	BODY	CF8/ CF8M	1
9	BALL SEAT (B)	PTFE	1

WARNING: This product can expose you to chemicals, including lead, which are known to the State of California to cause cancer and birth defects or other reproductive harm. For more information, visit www.P65Warnings.ca.gov

316 SS MINI BALL VALVES

VALVES

MINI STAINLESS STEEL BALL VALVE ,WITH BUTTERFLY HANDLE

1000PSI WOG , 150PSI WSP

Temperature Range: -36°F to + 368°F

Full Port for 1/4" , Standard port for 3/8" and 1/2"

316 Stainless Steel body and Ball

Polytetrafluoroethylene seats and sealing


- Fluoroelastomer O-Ring
- #316 Stainless Steel
- Made in China

FEMALE PIPE X FEMALE PIPE



PART #	SIZE FIP X FIP	DIMENSIONS IN				WTG	BOX	
		D	L	B (HEX)	H			
46922SS	1/4"x1/4"	0.314"	2.34"	22.1/0.87"	1.5"	0.33	36	---
46923SS	3/8"x3/8"	0.314"	2.39"	22.1/0.87"	1.5"	0.39	36	---
46924SS	1/2"x1/2"	0.314"	2.81"	24.9/0.98"	1.5"	0.43	36	---

MALE PIPE X FEMALE PIPE

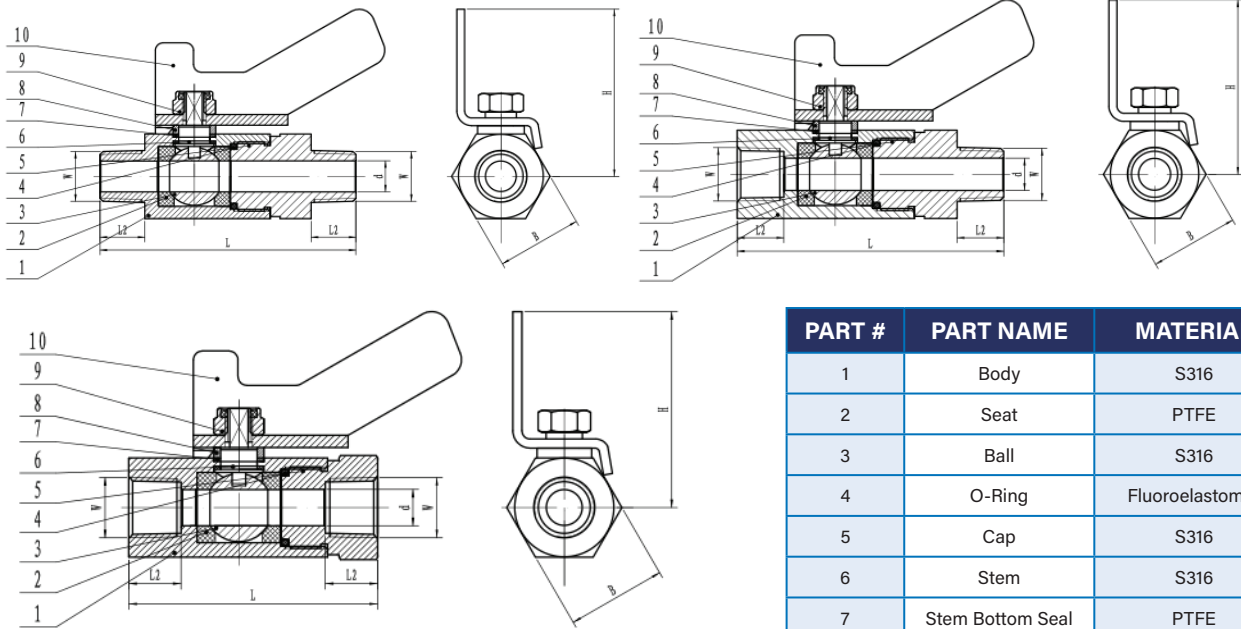


PART #	SIZE MIP X FIP	DIMENSIONS IN				WTG	BOX	
		D	L	B (HEX)	H			
46903SS	1/4"x1/4"	0.314"	2.45"	0.87"	1.5"	0.39	36	---
46904SS	3/8"x3/8"	0.314"	2.45"	0.87"	1.5"	0.36	36	---
46905SS	1/2"x1/2"	0.314"	2.81"	0.98"	1.5"	0.41	36	---

MALE PIPE X MALE PIPE



PART #	SIZE MIP X MIP	DIMENSIONS IN				WTG	BOX	
		D	L	B (HEX)	H			
46912SS	1/4"x1/4"	0.314"	2.59"	0.87"	1.5"	0.33	36	---
46913SS	3/8"x3/8"	0.314"	2.65"	0.87"	1.5"	0.34	36	---



PART #	PART NAME	MATERIAL
1	Body	S316
2	Seat	PTFE
3	Ball	S316
4	O-Ring	Fluoroelastomer
5	Cap	S316
6	Stem	S316
7	Stem Bottom Seal	PTFE
8	Stem Up Seal	PTFE
9	Nut	Steel
10	Handle	Steel


WARNING: This product can expose you to chemicals, including lead, which are known to the State of California to cause cancer and birth defects or other reproductive harm. For more information, visit www.P65Warnings.ca.gov

304 SS CHECK VALVES

VALVES

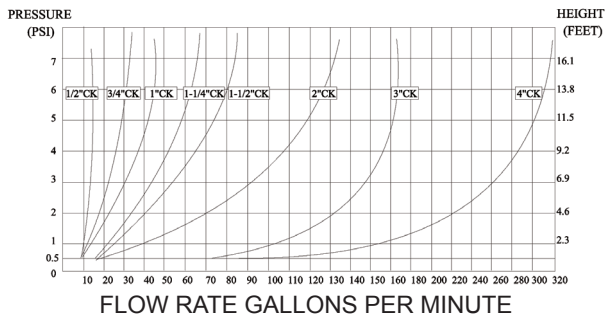
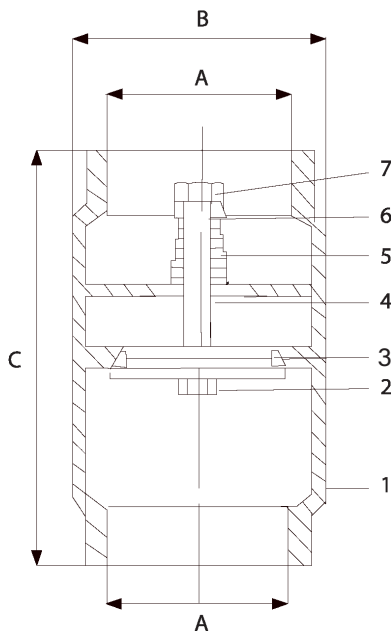
#304 STAINLESS STEEL CHECK VALVE

- No Lead.
- Water wells need a check valve installed above the pumps between lengths of drop pipes.
- Opens & Closes with flow of media.
- No cracking pressure.
- Working pressure unavailable.
- Made in Taiwan



DIMENSIONS (INCHES)						
PART#	SIZE	A NPT	B	C	BOX/CASE	LIST PRICE
949430	1/2"	1/2"	1.26	2.43	10/100	---
949431	3/4"	3/4"	1.50	2.72	10/80	---
949432	1"	1"	1.77	3.23	10/60	---

More sizes available on a special order basis.



NO	PART	MATERIAL
1	Body	S.S 304
2	Stopper	S.S 304
3	O-Ring	Fluor
4	Washer	PE
5	Spring	S.S 304
6	Cap	S.S 304
7	Nut	S.S 304

FLUOR* ABBREVIATION FOR FLUOROELASTOMER

WARNING: This product can expose you to chemicals, including lead, which are known to the State of California to cause cancer and birth defects or other reproductive harm. For more information, visit www.P65Warnings.ca.gov

SS IN-LINE CHECK VALVES

VALVES

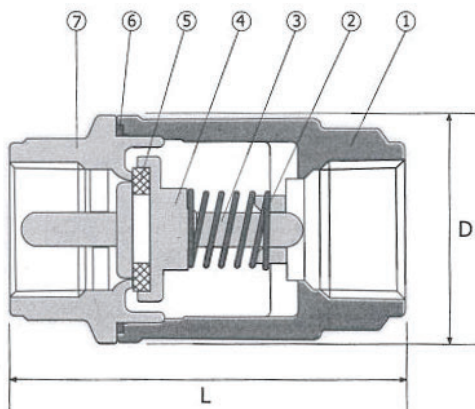
STAINLESS STEEL IN-LINE CHECK VALVE Y-PATTERN STRAINER

High Capacity, Size 1/4"-2" 800 WOG

- Soft PTFE Seat for Bubble Tight Shutoff, Spring Loaded for Fast Seating Action
- Low Cracking Pressure 1/2 psi.
- Flow Profile Designed to Minimize Head Loss.
- Perfect Seating both at High and Low Pressure, Wide Temperature Range: +10° to 450°F.
- Corrosion Resistant-Excellent for use on Chemicals.
- ASTM A351-CF8M Investment Casting.
- Connection: FNPT x FNPT.
- 125WSP Saturated Steam.
- ANSI B1.20.1 Threads.
- Dual Guided Stem & Disc.
- Made in Italy



STAINLESS STEEL IN-LINE CHECK						
PART#	SIZE	D	L	PSI	LBS	LIST PRICE
949401	1/4"	1.15	2.25	800	0.36	---
949402	3/8"	1.16	2.25	800	0.34	---
949403	1/2"	1.35	2.31	800	0.40	---
949404	3/4"	1.81	2.87	800	0.85	---
949405	1"	2.13	3.50	800	1.30	---
949406	1-1/4"	2.46	4.18	800	2.50	---
949407	1-1/2"	2.88	4.93	800	3.40	---
949408	2"	3.56	6.00	800	6.0	---



NO	PART	MATERIAL	PCS
1	BODY	ASTM A351-CF8M	1
2	SPRING	SS316	1
3	CENTER GUIDE	ASTM A351-CF8M	1
4	DISC	ASTM A351-CF8M	1
5	SEAT	PTFE	1
6	GASKET	PTFE	1
7	END CAP	ASTM A351-CF8M	1

WARNING: This product can expose you to chemicals, including lead, which are known to the State of California to cause cancer and birth defects or other reproductive harm. For more information, visit www.P65Warnings.ca.gov




316 SS SPRING CHECK VALVES

VALVES

SPRING CHECK VALVE


- Working Pressure: 1500PSI (PN100)
- Working Temperature: -10 -150°C
- Opening Pressure: 2~3PSI
- Suitable Medium: W.O.G.
- Threaded End: NPT
- Made in China

FEMALE PIPE X FEMALE PIPE



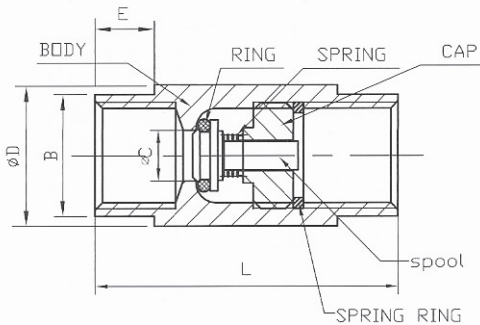
PART#	SIZE	L	C	D	B	E	LBS/ PC	CASE	LIST PRICE
949451	1/4"	2.165	.217	.748	.699	.394	.19	200	---
949452	3/8"	2.165	.295	.866	.787	.394	.21	160	---
949453	1/2"	2.165	.413	1.063	.945	.472	.31	100	---
949454	3/4"	2.677	.591	1.417	1.26	.472	.71	60	---
949455	1"	3.268	.787	1.693	1.496	.591	1.14	36	---

MALE PIPE X FEMALE PIPE



PART#	SIZE	L	C	D	B	E	LBS/ PC	CASE	LIST PRICE
949471	1/4"	2.165	.217	.748	.699	.394	.176	200	---
949472	3/8"	2.165	.295	.866	.787	.394	.22	160	---
949473	1/2"	2.165	.413	1.063	.945	.472	.27	100	---
949474	3/4"	2.677	.591	1.417	1.26	.472	.62	65	---

FLOWS MALE -> FEMALE



NO	PART	MATERIAL	QTY
1	BODY	316	1
2	RING	Rubber	1
3	SPRING	304	1
4	CAP	CF8M	1
5	SPOOL	304/316	1
6	SPRING RING	304	1

WARNING: This product can expose you to chemicals, including lead, which are known to the State of California to cause cancer and birth defects or other reproductive harm. For more information, visit www.P65Warnings.ca.gov

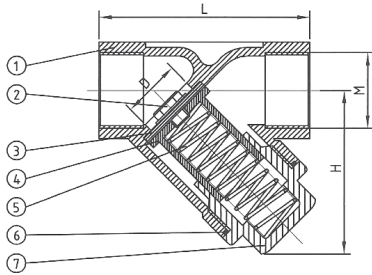



SS Y-SPRING/ BARREL CHECK VALVES

VALVES

Y-SPRING CHECK VALVE

- Working Pressure: 800PSI (PN55)
- Working Temperature: -10 -150°C
- Opening Pressure: 1.5PSI
- Suitable Medium: W.O.G.
- Made in China

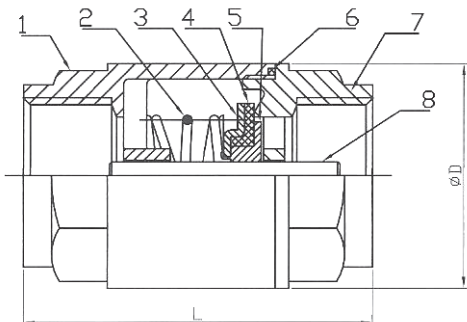


PART#	SIZE	L	H	D	LBS/ PC	CASE	LIST PRICE
949482	3/8"	2.559	1.661	.472	.51	70	---
949483	1/2"	2.559	1.634	.591	.51	100	---
949484	3/4"	3.15	2.067	.787	.93	80	---
949485	1"	3.543	2.657	.984	1.25	40	---
949486	1-1/4"	4.134	2.795	1.26	2.20	30	---
949487	1-1/2"	4.724	3.169	1.575	3.24	24	---
949488	2"	5.512	3.74	1.969	5.21	10	---

NO	PART	MATERIAL	QTY
1	BODY	CF8M/ CF8	1
2	BOLT	304	1
3	SEAT	Polytetrafluoroethylene	1
4	DISC	304	1
5	SPRING	304	1
6	GASKET	Polytetrafluoroethylene	1
7	CAP	CF8M/ CF8	1

2PC BARREL TYPE SPRING CHECK VALVE

- Working Pressure: 300PSI (PN20)
- Working Temperature: -10 -120°C
- Opening Pressure: 2PSI
- Suitable Medium: W.O.G.
- Threaded end: NPT
- Made in China



PART#	SIZE	L	D	LBS/PC	CASE	LIST PRICE
949441	1/4"	2.00	1.142	.27	100	---
949442	3/8"	2.00	1.142	.24	100	---
949443	1/2"	2.24	1.28	.36	100	---
949444	3/4"	2.44	1.594	.54	60	---
949445	1"	2.95	1.89	.88	30	---
949446	1-1/4"	3.23	2.362	1.39	18	---
949447	1-1/2"	3.46	2.756	1.81	25	---
949448	2"	3.94	3.425	2.86	14	---

NO	PART	MATERIAL	QTY
1	BODY	CF8M/ CF8	1
2	BOLT	304	1
3	SEAT	NBR	1
4	DISC	304	1
5	SPRING	316/ 304	1
6	GASKET	PTFE	1
7	CAP	CF8M/ CF8	1

WARNING: This product can expose you to chemicals, including lead, which are known to the State of California to cause cancer and birth defects or other reproductive harm. For more information, visit www.P65Warnings.ca.gov

VALVES

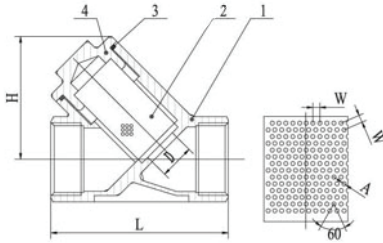
316 SS MISCELLANEOUS VALVES**VALVES****#316 SS Y STRAINER**

- Investment Castings for Body
- Pressure Rating: 800PSI (PN40)
- Threaded Ends: ANSI B2.1
- Material: CF8M (#316 SS)
- Pressure Test: API 598
- Made in China



PART #	SIZE	D	L	H	W	ØA	LBS	LIST PRICE
949521	1/4"	.38"	2.53	51	1.69	1	0.44	---
949522	3/8"	.48"	2.53	51	1.69	1	0.38	---
949523	1/2"	.59"	2.53	51	1.76	1	0.46	---
949524	3/4"	.79"	3.12	60	2.07	1	0.69	---
949525	1"	.98"	3.57	72	2.67	1	1.27	---
949526	1-1/4"	1.26"	4.17	77	2.9	1	1.74	---
949527	1-1/2"	1.57"	4.71	87	3.23	1	2.38	---
949528	2"	1.96"	5.49	102	3.88	1	3.57	---

- 40 Mesh screen



	PART	MATERIAL	QTY
1	BODY	CF8M	1
2	SCREEN	SS316	1
3	JOINT GASKET	PTFE	1
4	BONNET	CF8M	1

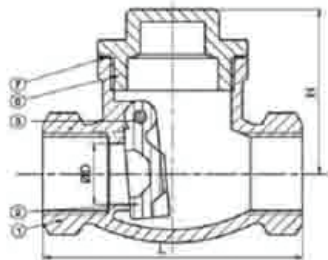
316 SS SWING CHECK VALVE

- 200PSI(PN16)
- Threaded Ends: ANSI B2.1
- Material: CF8M (#316 SS)
- Pressure Test: API 598
- Made in China



PART #	SIZE	D	L	W	LBS	LIST PRICE
949353	1/2"	.59"	2.45	1.66	0.53	---
949354	3/4"	.79"	2.92	1.82	0.73	---
949355	1"	.98"	3.41	2.06	1.2	---
949356	1-1/4"	1.26"	3.93	2.32	1.79	---
949357	1-1/2"	1.57"	4.54	2.54	2.18	---
949358	2"	1.96"	5.3	2.78	3.03	---

CF8 = 304SS
CF8M = 316SS



	PART	MATERIAL	QTY
1	Body	Cf8m	1
2	Disc	Cf8m	1
3	Pipe Plug	Cf8	1
4	Screw	Cf8	1
5	Screw Gasket	Ptfe	1
6	Cap	Cf8m	1
7	Cap Gasket	Ptfe	1

WARNING: This product can expose you to chemicals, including lead, which are known to the State of California to cause cancer and birth defects or other reproductive harm. For more information, visit www.P65Warnings.ca.gov



316 SS MISCELLANEOUS VALVES

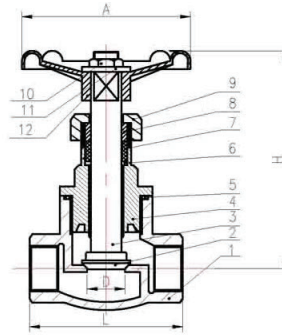
VALVES

- 200PSI(PN16)
- Threaded Ends: ANSI B2.1
- Material: CF8M (#316 SS)
- Pressure Test: API 598
- Made in China



316 SS GLOBE VALVES

PART #	SIZE	L	LBS	LIST PRICE
949303	1/2	2.64	0.89	---
949304	3/4	3.19	1.3	---
949305	1	3.46	1.72	---
949306	1-1/4	3.81	2.33	---
949307	1-1/2	4.25	3.11	---
949308	2	5.1	4.38	---



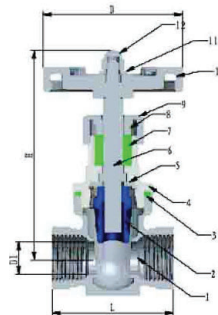
	PART	MATERIAL	QTY
1	Body	Cf8m	1
2	Disc	Cf8m	1
3	Stem	304ss	1
4	Cap	Cf8m	1
5	Seal	Ptfe	1
6	Gasket	304ss	1
7	Packing	Ptfe	1
8	Gasket	Cf8	1
9	Gland	304ss	1
10	Nut	304ss	1
11	Spring Washer	Cf8	1
12	Handle Wheel	Steel	1

316 SS GATE VALVES

- 200PSI(PN16)
- Threaded Ends: ANSI B2.1
- Material: CF8M (#316 SS)
- Pressure Test: API 598
- Made in China



PART #	SIZE	L	D	D1	H	LBS	LIST PRICE
949253	1/2	2.07	2.54	0.55	3.37	0.78	---
949254	3/4	2.28	2.89	0.74	4.03	0.99	---
949255	1	2.42	2.89	0.95	4.46	1.25	---
949256	1-1/4	2.79	3.06	1.18	4.86	1.76	---
949257	1-1/2	2.92	3.79	1.49	5.53	2.59	---
949258	2	3.3	4.17	1.85	6.12	3.54	---



	PART	MATERIAL	QTY
1	Body	Cf8m	1
2	Disc	Cf8m	1
3	Seal	Cf8m	1
4	Cap	Cf8m	1
5	Seal	Ptfe	1
6	Stem	304ss	1
7	Seal	Ptfe	1
8	Gland	304ss	1
9	Nut	304ss	1
10	Handle Wheel	Steel	1
11	Gasket	Ptfe	1
12	Cap Nut	Cf8	1

WARNING: This product can expose you to chemicals, including lead, which are known to the State of California to cause cancer and birth defects or other reproductive harm. For more information, visit www.P65Warnings.ca.gov

CARBON STEEL BALL VALVES

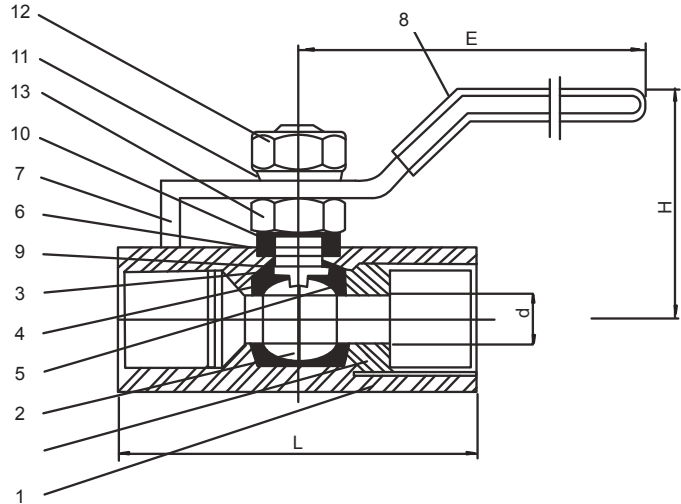
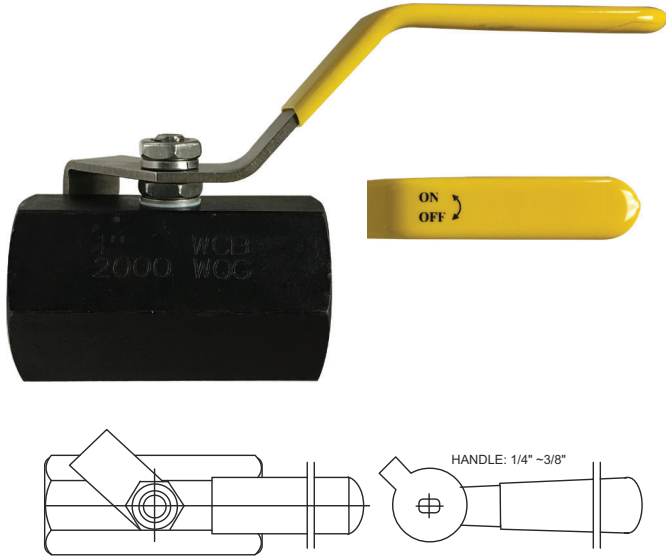
VALVES

STANDARD PORT CARBON STEEL BALL VALVE

- For chemical and industrial applications.
- Blow-out proof stem design.
- 100% air tested under water, at 100 psi, open and closed positions.
- Made in China
- Generic handles

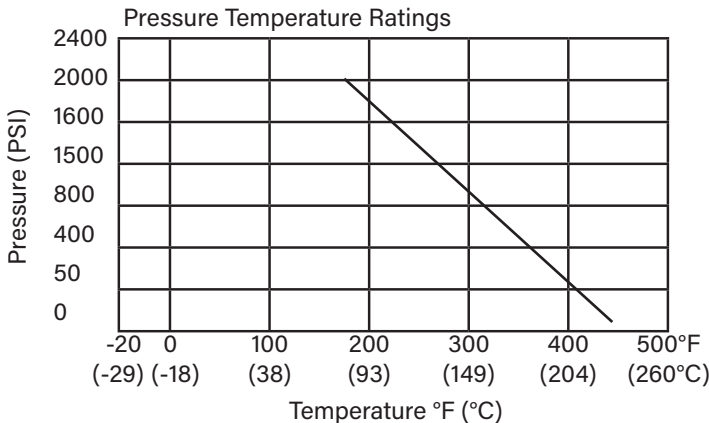
SPECIFICATIONS

- Working Pressure: 1/4" ~ 1" 2000 psi WOG,
1-1/4" ~ 2" 1500 psi WOG,
- Temperature Range: -60° to 450°F
- End types: Threaded
- 1 piece ball valve
- Reinforced PTFE seat



2000 PSI STANDARD PORT

PART #	SIZE	D	H	E	L	WTG	BOX/ CASE	LIST PRICE
949121	1/4	.20	1.38	2.95	1.71	0.25	24/96	-----
949122	3/8	.28	1.30	3.27	1.87	0.32	100/200	-----
949123	1/2	.36	2.36	4.53	2.20	0.67	50/100	-----
949124	3/4	.49	2.72	4.53	2.58	1.06	50/100	-----
949125	1	.59	2.95	5.00	3.19	1.17	25/50	-----
949126	1-1/4	.78	3.07	5.29	3.94	3.15	15/30	-----
949127	1-1/2	0.98	3.39	5.29	3.94	2.15	15/30	-----
949128	2	1.26	3.86	5.29	4.49	6.21	10/20	-----



ITEM	PARTS	MATERIAL
1	Body	ASTM A216 WCB
2	Ball	ASTM A351 CF8
3	Stem	304
4	Ball Seat	PTFE
5	Cap Seal	PTFE
6	Packing	PTFE
7	Handle	SS304
8	Handle Sleeve	Vinyl Grip
9	Thrust Washer	PTFE
10	Gland	SS304
11	Washer	SS304
12	Handle Nut	SS304
13	Stem Nut	SS304

WARNING: This product can expose you to chemicals, including lead, which are known to the State of California to cause cancer and birth defects or other reproductive harm. For more information, visit www.P65Warnings.ca.gov



CARBON STEEL FULL PORT BALL VALVES

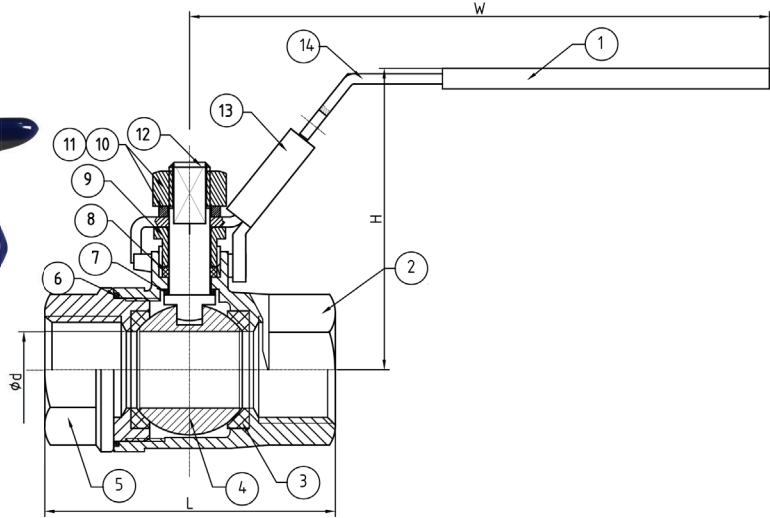
VALVES

2000 PSI CARBON STEEL 2PC FULL PORT BALL VALVE

• 2 PIECE

SPECIFICATIONS

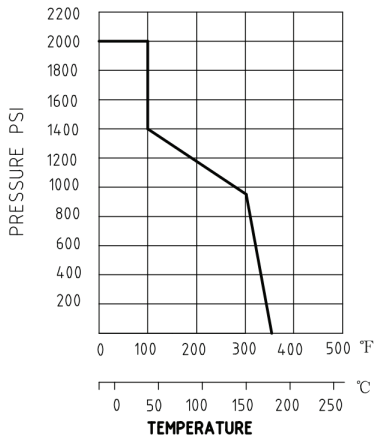
- Working Pressure: 2000 PSI (138 Bar)
- Temperature Range: -10° C-150° C
- Suitable medium: WOG
- Threaded End conforms to ANSI B1.20.1
- Made in China
- Generic handle



2000 PSI FULL PORT

PART #	SIZE	D	L	H	W	WTG	BOX/ CASE	LIST PRICE
949111	1/4	0.36	2.13	2.13	4.33	0.59	70	---
949112	3/8	0.50	2.13	2.17	4.33	0.59	70	---
949113	1/2	0.59	2.24	2.28	4.33	0.75	60	---
949114	3/4	0.79	2.76	2.40	4.33	1.17	50	---
949115	1	0.98	3.25	3.03	5.04	1.88	30	---
949116	1-1/4	1.26	3.58	3.19	5.04	2.45	20	---
949117	1-1/2	1.50	4.06	3.54	6.10	4.06	20	---
949118	2	1.97	4.90	4.25	6.10	2.43	7	---

PRESSURE-TEMPERATURE RATING



ITEM	PARTS	MATERIAL
1	Handle cover	Plastic
2	Body	CF8M
3	Ball seat	PTFE
4	Ball	CF8M
5	Cap	CF8M
6	Joint gasket	PTFE
7	Thrust washer	PTFE
8	Stem packing	PTFE
9	Gland nut	304
10	Spring washer	304
11	Stem nut	304
12	Stem	316
13	Lock device	304
14	Handle	304

WARNING: This product can expose you to chemicals, including lead, which are known to the State of California to cause cancer and birth defects or other reproductive harm. For more information, visit www.P65Warnings.ca.gov

VALVES

HIGH PRESSURE FULL PORT 2-WAY VALVES

VALVES

FULL PORT TWO-WAY



BKH

PART #	THREAD	WORKING PRESSURE	LIST PRICE
GE214NPT	1/4" NPT	7250 PSI	---
GE238NPT	3/8" NPT	7250 PSI	---
GE212NPT	1/2" NPT	7250 PSI	---
GE234NPT	3/4" NPT	5800 PSI	---
GE21NPT	1" NPT	5075 PSI	---
GE2114TNPT*	1-1/4" NPT	5000 PSI	---
GE2112TNPT*	1-1/2" NPT	5000 PSI	---
GE22TNPT	2" NPT	5000 PSI	---

PART #	THREAD	WORKING PRESSURE	LIST PRICE
GE204SAE	7/16-20 UNF	7250 PSI	---
GE206SAE	9/16-18 UNF	7250 PSI	---
GE208SAE	3/4-16 UNF	7250 PSI	---
GE212SAE	1-1/16-12 UNF	5800 PSI	---
GE216SAE	1-5/16-12 UNF	5000 PSI	---

* Reduced Port
+ 'L' flow pattern

Temp Rating = -22° - 212°F

Construction: Steel Body, Ball, Stem
Zinc Chromate Plate
Buna "O" Rings (Fluoroelastomer on request)
Delrin Ball Seats

FULL PORT THREE-WAY



BK3

PART #	THREAD	WORKING PRESSURE	LIST PRICE
GE3L14NPT	1/4" NPT	5880 PSI	---
GE3L38NPT	3/8" NPT	5880 PSI	---
GE3L12NPT	1/2" NPT	5145 PSI	---
GE3L34NPT	3/4" NPT	5145 PSI	---
GE3L1NPT	1" NPT	5145 PSI	---
GE3L2TNPT	2" NPT	4500 PSI	---

PART #	THREAD	WORKING PRESSURE	LIST PRICE
GE3L06SAE	9/16-18 UNF	5880 PSI	---
GE3L08SAE	3/4-16 UNF	5145 PSI	---
GE3L12SAE	1-1/16-12 UNF	5145 PSI	---
GE3L16SAE	1-5/16-12 UNF	5145 PSI	---

+ 'L' flow pattern

Temp Rating = -22° - 212°F

Construction: Steel Body, Ball, Stem
Zinc Chromate Plate
Buna "O" Rings (Fluoroelastomer on request)
Delrin Ball Seats

WARNING: This product can expose you to chemicals, including lead, which are known to the State of California to cause cancer and birth defects or other reproductive harm. For more information, visit www.P65Warnings.ca.gov




HIGH PRESSURE CHECK VALVES

VALVES

CHECK VALVES - HARD SEAT CARBON STEEL CONSTRUCTION - 5LB CRACKING PRESSURE


▪ w/ NPT threads



A (NPT Female both ends)

PART #	A SIZE	B INCHES	C INCHES	RATED FLOW GPM	PSI	LIST PRICE
100025	1/4 NPT	2.44	.87	6	5,000	---
100035	3/8 NPT	2.87	.95	10	5,000	---
100045	1/2 NPT	3.76	1.26	18	5,000	---
100065	3/4 NPT	4.30	1.50	30	5,000	---
100085	1 NPT	4.74	1.83	36	5,000	---

CHECK VALVES - HARD SEAT CARBON STEEL CONSTRUCTION - 65LB CRACKING PRESSURE



PART #	A SIZE	B INCHES	C INCHES	RATED FLOW GPM	PSI	LIST PRICE
1000265	1/4NPT	2.45	.87	6	5,000	---
1000365	3/8NPT	2.91	.94	10	5,000	---
1000465	1/2NPT	3.74	1.18	18	5,000	---
1000665	3/4NPT	4.29	1.26	30	5,000	---
1000865	1NPT	5.00	1.81	36	5,000	---
10001065	1-1/4NPT	5.20	2.41	50	3,000	---

Rated Pressure: Sizes 2 thru 8 - 5000 psi / Sizes 10 thru 24 - 3000 psi

▪ Soft Seat available by special quote

WARNING: This product can expose you to chemicals, including lead, which are known to the State of California to cause cancer and birth defects or other reproductive harm. For more information, visit www.P65Warnings.ca.gov



BUTTERFLY VALVES
VALVES

**DUCTILE IRON VALVES
AND ACCESSORIES**

WAFFER STYLE - LEVER OPERATED



DUCTILE IRON DISC, SS DISC, ALUMINUM-BR DISC

WAFFER STYLE GEAR OPERATED



DUCTILE IRON DISC, SS DISC, ALUMINUM-BR DISC

BUTTERFLY ACCESSORIES



WAFFER STYLE DOUBLE DOOR CHECK VALVE



AWWA C508 OUTSIDE LEVER



AND WEIGHT CHECK VALVES

UL/FM FLANGED SWING CHECK VALVE



SWING CHECK FLANGED

AWWA C515-15 GATE VALVES



FLANGED OS & Y RESILIENT
WEDGE GATE VALVE



NRS RESILIENT WEDGE GATE VALVES,
FLANGED, MECHANICAL JOINT & FLANGE
BY MECHANICAL JOINT

WARNING: This product can expose you to chemicals, including lead, which are known to the State of California to cause cancer and birth defects or other reproductive harm. For more information, visit www.P65Warnings.ca.gov

BUTTERFLY VALVES - WAFER

VALVES

LEVER - WAFER DUCTILE IRON DISC/BUNA

Small in size and light in weight, easy to install. It can be mounted wherever needed, quick 90° on-off operation. Disc has two-way bearing, perfect seal without leakage under the pressure test. Flow curve tending to straight-line. Strong wash and brush resistance and can fit to bad working condition. Center plate structure, small torque of open and close. Disc & stem are fastened by pin, more stable.



Standard:

- 1.Design Code :Ap1609 Class A
- 2.Face To Face : Ap1609
- 3.End Standard:ansl B16.5 125lb/150lb
- 4.Inspection & Test:apl 598

TOP FLANGE DIMENSIONS

SIZE	4-Φd2
1.5"-3"	4-0.276
4"-6"	4-0.39
8"-14"	4-0.47

PART#	WAFER/ DUCTILE IRON DISC/ BUNA SEAT/ LEVER	CASE	WEIGHT	
9650L2	2"	200	7.3	---
9650L2.5	2-1/2"	190	8.4	---
9650L3	3"	180	9.8	---
9650L4	4"	150	12.1	---
9650L5	5"	110	16.5	---
9650L6	6"	90	16.9	---
9650L8	8"	50	30.3	---
9650L10	10"	35	44.5	---
9650L12	12"	24	51.6	---

SS DISC/ EPDM SEAT/ LEVER

PART#	SIZE	
9650L2SE	2"	---
9650L3SE	3"	---
9650L4SE	4"	---
9650L5SE	5"	---
9650L6SE	6"	---
9650L8SE	8"	---
9650L10SE	10"	---
9650L12SE	12"	---

GEAR - WAFER DUCTILE IRON DISC/BUNA



Standard:

- 1.Design Code :Ap1609 Class A
- 2.Face To Face : Ap1609
- 3.End Standard:ansl B16.5 125lb/150lb
- 4.Inspection & Test:apl 598



TOP FLANGE DIMENSIONS

SIZE	ISO5211	ΦK	ΦE	4-ΦD2
1.5"-3"	F05	2.56	1.97	4-0.276
4"-6"	F07	3.54	2.76	4-0.39
8"-14"	F10	4.92	4.02	4-0.47

PART#	WAFER/ DUCTILE IRON DISC/ BUNA SEAT/ GEAR	CASE	WEIGHT	
9650G2	2"	200	7.3	---
9650G2.5	2-1/2"	190	8.4	---
9650G3	3"	180	9.8	---
9650G4	4"	150	12.1	---
9650G6	6"	90	16.9	---
9650G8	8"	50	30.3	---
9650G10	10"	35	44.5	---
9650G12	12"	24	51.6	---

WAFER/ SS DISC/ EPDM SEAT/ GEAR

PART#	SIZE	
9650G2SE	2"	---
9650G2.5SE	2-1/2"	---
9650G3SE	3"	---
9650G4SE	4"	---
9650G6SE	6"	---
9650G8SE	8"	---
9650G10SE	10"	---
9650G12SE	12"	---

BUTTERFLY VALVES - LUG

VALVES

LEVER - LUG STYLE SS DISC/EPDM

Small in size and light in weight, easy to install, can be mounted wherever needed. Lug type butterfly valve can be used at the end of the pipeline. Lug type butterfly valve has threaded metal inserts installed in the valve's bolt holes. Inserts are threaded on both ends, which allows this lug style valve to be installed into a system using two sets of bolts and no nuts for each hole. Valve is installed between two flanges using a separate set of bolts for each side of the flange. This setup permits either side of the piping system to be disconnected without disturbing the other side.



COLOR/MATERIAL OPTIONS	
Black	NPDI/EPDM
Red	SS/EPDM
Orange	Alum/Bronze/EPDM

PART#	DUCTILE IRON DISC/ BUNA SEAT/ LEVER	CASE	WEIGHT	
9660L2	2"	200	7.3	---
9660L2.5	2-1/2"	190	8.4	---
9660L3	3"	180	9.8	---
9660L4	4"	150	12.1	---
9660L5	5"	110	16.5	---
9660L6	6"	90	16.9	---
9660L8	8"	50	30.3	---
9660L10	10"	35	44.5	---
9660L12	12"	24	51.6	---

**SS DISC/ EPDM SEAT/
LEVER**

PART#	SIZE	
9660L2SE	2"	---
9660L3SE	3"	---
9660L4SE	4"	---
9660L5SE	5"	---
9660L6SE	6"	---
9660L8SE	8"	---
9660L10SE	10"	---
9660L12SE	12"	---

**GEAR - LUG STYLE SS DISC/EPDM**

PART#	DUCTILE IRON DISC/ BUNA SEAT/ GEAR	CASE	WEIGHT	
9660G2	2"	200	7.3	---
9660G2.5	2-1/2"	190	8.4	---
9660G3	3"	180	9.8	---
9660G4	4"	150	12.1	---
9660G6	6"	90	16.9	---
9660G8	8"	50	30.3	---
9660G10	10"	35	44.5	---
9660G12	12"	24	51.6	---

**SS DISC/ EPDM SEAT/
GEAR**

PART#	SIZE	
9660G2SE	2"	---
9660G2.5SE	2-1/2"	---
9660G3SE	3"	---
9660G4SE	4"	---
9660G6SE	6"	---
9660G8SE	8"	---
9660G10SE	10"	---
9660G12SE	12"	---

WARNING: This product can expose you to chemicals, including lead, which are known to the State of California to cause cancer and birth defects or other reproductive harm. For more information, visit www.P65Warnings.ca.gov



ALUMINUM BRONZE DISC BUTTERFLY VALVES

VALVES

LEVER - LUG



PART#	DI BFV LUG/LVL ALU-BRONZE DISC/EPDM SEAT	
9660L2ABE	2"	---
9660L2.5ABE	2-1/2"	---
9660L3ABE	3"	---
9660L4ABE	4"	---
9660L6ABE	6"	---
9660L8ABE	8"	---

GEAR - LUG



PART#	DI BFV LUG/GEAR ALU-BRONZE DISC/EPDM SEAT	
9660G6ABE	6"	---
9660G8ABE	8"	---
9660G10ABE	10"	---
9660G12ABE	12"	---

 **WARNING:** This product can expose you to chemicals, including lead, which are known to the State of California to cause cancer and birth defects or other reproductive harm. For more information, visit www.P65Warnings.ca.gov

BUTTERFLY ACCESSORIES**VALVES****STEM EXTENSIONS**

- FOR BOLTS AND NUTS
- BLACK COLOR

PART#	FOR VALVE SIZES ""	LENGTH	
9650EX2324	2-3	24 LONG	---
9650EX2336	2-3	36 LONG	---
9650EX2348	2-3	48 LONG	---
9650EX2360	2-3	60 LONG	---
9650EX2372	2-3	72 LONG	---
9650EX4624	4-6	24 LONG	---
9650EX4636	4-6	36 LONG	---
9650EX4648	4-6	48 LONG	---
9650EX4660	4-6	60 LONG	---
9650EX4672	4-6	72 LONG	---
9650EX1224	8-12	24 LONG	---
9650EX1236	8-12	36 LONG	---
9650EX1248	8-12	48 LONG	---
9650EX1260	8-12	60 LONG	---
9650EX1272	8-12	72 LONG	---

LEVER REPLACEMENT

PART#	REPLACEMENT LEVER HANDLE FOR	
9650L23	2-3 9650BFV	---
9650L46	4-6 9650 BFV	---
9650L812	8-10 9650 B	---
9650L120	12 9650 BFV	---

GEAR WHEEL HANDLE

PART#	REPLACEMENT WHEEL HANDLE FOR	
9650WH23	2-3" 9650 BFV	---
9650WH46	4-6" 9650 BFV	---
9650WH812	8-12" BFV	---

ROLL PIN

PART#	REPLACEMENT ROLL PIN FOR	
9650RP23	2-3 9650 BFV	---
9650RP46	4-6 9650 BFV	---
9650RP12	8-12 9650 BFV	----

INDEX PLATE

PART#	REPLACEMENT INDEX PLATE	
9650IP23	2-3" 9650BFV	---
9650IP46	4-6" 9650BFV	---
9650IP812	8-12" 9650 B	---

GEAR REPLACEMENT

PART#	REPLACEMENT GEAR OPERATOR	
9650G23	2-3 9650 BFV	---
9650G46	4-6 9650 BFV	---
9650G812	8-10 9650BFV	---
9650G120	12 - 9650BFV	---

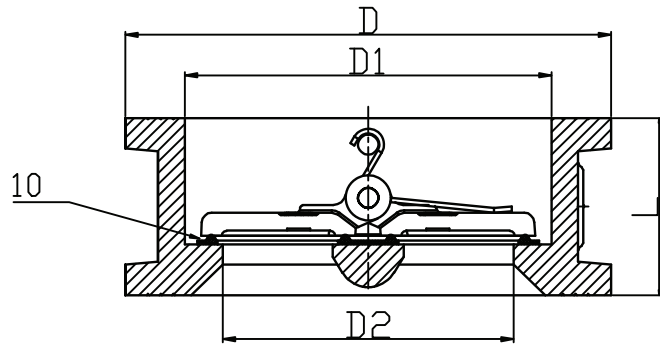
WARNING: This product can expose you to chemicals, including lead, which are known to the State of California to cause cancer and birth defects or other reproductive harm. For more information, visit www.P65Warnings.ca.gov



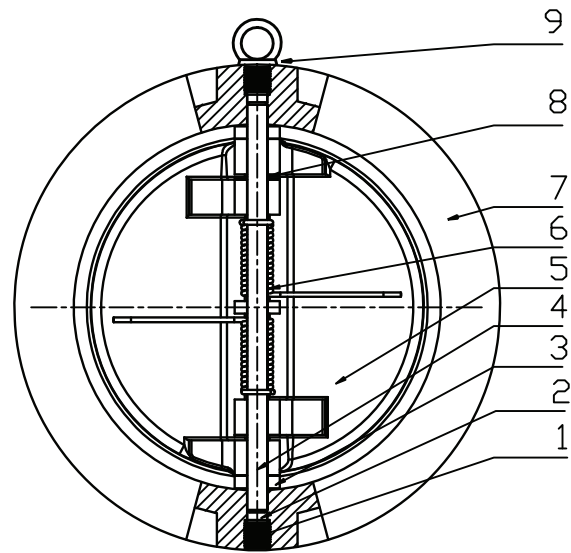
DUCTILE IRON CHECK VALVES

VALVES

DOUBLE DOOR WAFER CHECK VALVE



PART	PART	MATERIAL
1	Countersunk Hex Head Screws	Carbon Steel ASTM A325
2	Stal Ring	EPDM
3	Gasket	PTFE
4	Shaft	Stainless Steel SS420
5	Disc	Aluminum Brance C954
6	Spring	Stainless Steel SS304
7	Body	Ductile Iron ASTM 65-45-12
8	Gasket	PTFE
9	Rings	Carbon steel ASTM A325
10	Seat	EPDM



MAIN DIMENSIONS					
DN		DIMENSIONS (MM)			
inch	mm	L	D	D1	D2
2	50	54	102	64	46
2 1/2'	65	54	121	78	60
3	80	57	134	94	70
4	100	64	162	117	84
5	125	70	192	145	115
6	150	76	218	170	134
8	200	95	273	224	184
10	250	108	335	265	220
12	300	143	407	310	260
14	350	184	442	360	302
16	400	191	511	410	350

PART#	SIZE	CASE	WEIGHT	
963002	2	50	4	---
963025	2-1/2	40	5	---
963003	3	20	8	---
963004	4	20	13	---
963005	5	20	16	---
963006	6	10	20	---
963008	8	10	38	---
963010	10	10	38	---
963012	12	5	92	---
963014	14	4	121	---
963016	16	4	165	---

WARNING: This product can expose you to chemicals, including lead, which are known to the State of California to cause cancer and birth defects or other reproductive harm. For more information, visit www.P65Warnings.ca.gov

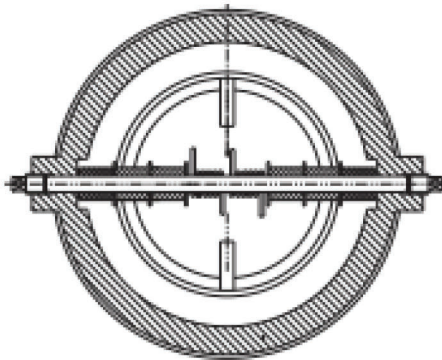
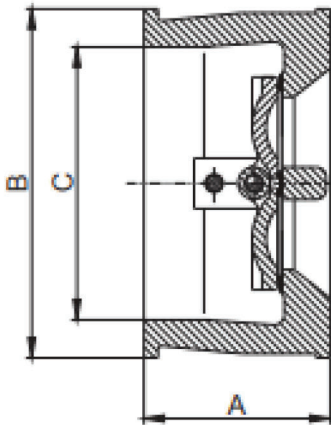


UL WAFER CHECK VALVES

VALVES

DOUBLE DOOR UL/FM WAFER CHECK VALVES**Specifications**

- Meet or exceed the requirements of UL312 and API 584 standard.
- Spring loaded for fast closure.
- Vertical or Horizontal installation.
- Resilient-seated for perfect tightness even at low differential pressure.
- Excellent flow characteristics and low pressure losses at high flow rates.
- Connection ends comply with ASME B16.1 Class 125 and ASME B16.5 Class 150 Flanges.
- UL 312/ULC listed.

**Working Pressure and Temperature**

300 psi @ 0 C° to 87° C

Corrosion Protection

Fusion Bonded Epoxy Coated Interior and Exterior to AWWA C550 Standard

PART #	963004UL	963006UL
SIZE	4	6
A	93mm/3.66in	105mm/4.13in
B	172mm/6.75in	220mm/8.66in
C	136mm/5.35in	178/mm7.00in

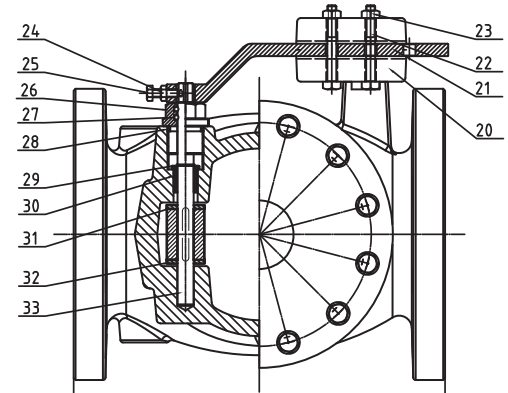
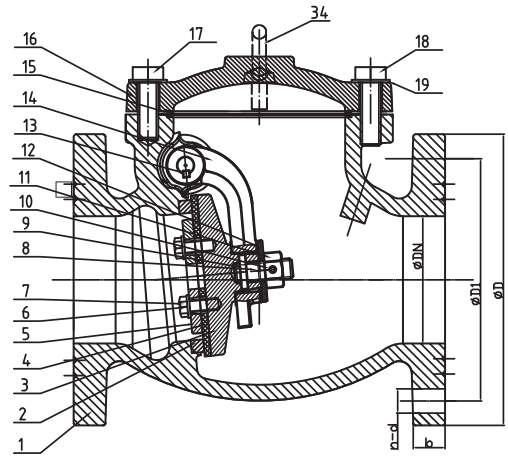

WARNING: This product can expose you to chemicals, including lead, which are known to the State of California to cause cancer and birth defects or other reproductive harm. For more information, visit www.P65Warnings.ca.gov



DUCTILE IRON CHECK VALVES

VALVES

AWWA C508 CHECK VALVE W/OUTSIDE L/W UL/FM FLANGED SWING CHECK VALVE



PART	PART	MATERIAL
1	Valve Body	Ductile iron 65-45-12
2	Seat	ASTM B62 C83600
3	Disc	Ductile iron 65-45-12
4	Disc Seat Ring	NBR
5	Retainer Washer	Ductile iron 65-45-12
6	Washer	AISI 304
7	Bolt	AISI 304
8	Stud	ASTM B62 C83600
9	Roll Pin	AISI 304
10	Roll Pin	AISI 304
11	Nut	ASTM B62 C83600
12	Washer	ASTM B62 C83600
13	Flat Key	AISI 304
14	Clapper Arm	Ductile iron 65-45-12
15	O-Ring	NBR
16	Bonnet	Ductile iron 65-45-12
17	Bolt	AISI 316
18	Bolt	AISI 316
19	Washer	AISI 316
20	Weight	Ductite iron,65-45-12
21	Arm	Cast steel WCB
22	Bolt	AISI 316
23	Nut	AISI 316
24	Nut	AISI 316
25	Bolt	AISI 316
26	Seat Nut	ASTM B62 C83600
27	O-Ring	NBR
28	Gasket	PTFE
29	Circlip	Carbon steel
30	Shaft sleeve gland	ASTM B62 CB3600
31	Washer	ASTM B62 CB3600
32	Washer	ASTM B62 CB3600
33	Hinge Pin	AISI 420
34	Eye bolt	Carbon steel

MAIN DIMENSIONS (MM)							
INCH	DN	L	D	D1	B	N-D	H
3"	80	241	200	152.5	19	4-19.1	173
4"	100	292	229	190.5	24	8-19.1	175.5
6"	150	356	285	241.5	25.5	8-22.2	237.5
8"	200	495	343	298.5	28.5	8-22.2	272.5
10"	250	622	406	362	30.5	12-25.4	326
12"	300	698	483	432	32	12-25.4	358



UL/FM FLANGED SWING CHECK VALVE

PART#	SIZE	CASE	WEIGHT	
96203LW	3	16	57	---
96204LW	4	12	84	---
96206LW	6	6	156	---
96208LW	8	4	294	---
962010LW	10	2	466	---
962012LW	12	2	627	---

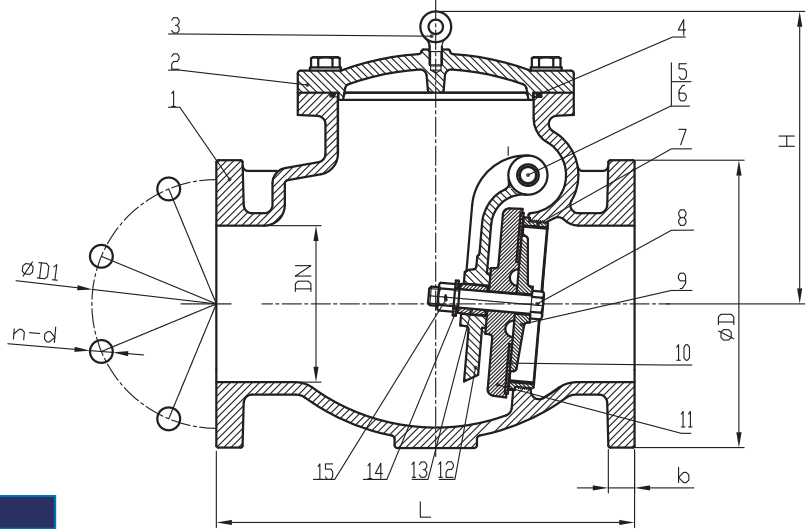
PART#	SIZE	CASE	WEIGHT	
96203UL	3	36	50	---
96204UL	4	36	77	---
96206UL	6	14	140	---
96208UL	8	4	266	---
962010UL	10	1	398	---
962012UL	12	1	533	---

WARNING: This product can expose you to chemicals, including lead, which are known to the State of California to cause cancer and birth defects or other reproductive harm. For more information, visit www.P65Warnings.ca.gov

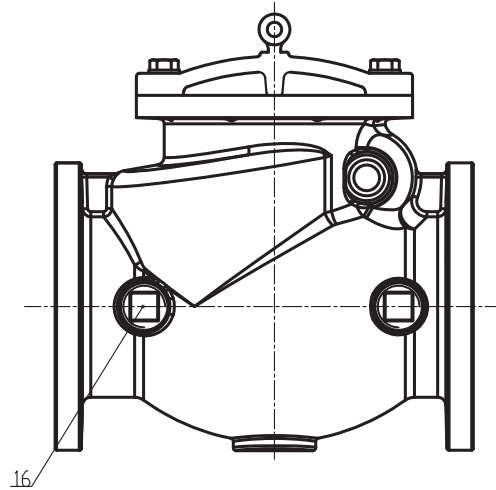
DUCTILE IRON CHECK VALVES

VALVES

AWWA C508 SWING CHECK VALVE FLANGED



PART	PART	MATERIAL
1	Valve Body	Ductile Iron 65-45-12
2	Bonnet	Ductile Iron 65-45-12
3	Sling Ring	Carbon Steel Zinc Plated
4	O Ring	NBR
5	Hinge Pin	Stainless Steel 304
6	Hinge bushing	Brass ASTM B36
7	Seat Ring	Bronze ASTM B62
8	Disc Seat Bolts	Stainless Steel 304
9	Retainer Washer	Bronze ASTM B62
10	Disc Seat Ring	EPDM
11	Disc	Ductile Iron 65-45-12
12	Ctapper Arm	Ductile Iron 65-45-12
13	Stud Bushing	Bronze ASTM B36
14	O Ring	NBR
15	Nuts	Stainless Steel 304
16	Plug	Tin bronze



MAIN DIMENSIONS								
DN		PSI	DIMENSIONS (MM)					
INCH	MM		L	D	D1	B	N-D	H
3"	80	300	278	191	152.5	19	4-19.1	160
4"	100	300	330	229	190.5	24	8-19.1	218
6"	150	300	406	279	241.5	25.5	8-22.2	290
8"	200	300	495	343	298.5	28.5	8-22.2	330
10"	250	300	622	406	362	30.5	12-25.4	350
12"	300	300	660	483	432	32	12-25.4	376

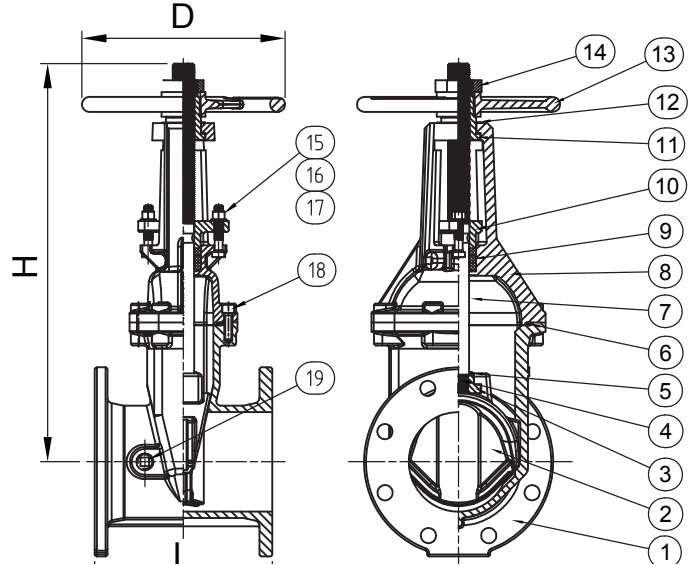
PART#	SIZE	CASE	WEIGHT	
962003	3	16	57	---
962004	4	12	84	---
962006	6	6	156	---
962008	8	4	294	---
962010	10	2	466	---
962012	12	2	627	---

WARNING: This product can expose you to chemicals, including lead, which are known to the State of California to cause cancer and birth defects or other reproductive harm. For more information, visit www.P65Warnings.ca.gov

DUCTILE IRON GATE VALVES

VALVES

AWWA C515 OS&Y RESILIENT SEATED GATE VALVE FLANGE ENDS, 300PSI



PART#	SIZE	CASE	WEIGHT	
9610F25	2-1/2"	25	46.2	---
9610F3	3"	16	62.7	---
9610F4	4"	16	74.8	---
9610F6	6"	9	103.9	---
9610F8	8"	6	190.9	---
9610F10	10"	2	291.8	---
9610F12	12"	2	409.8	---

NO TAP

PART#	SIZE	CASE	WEIGHT	
9610NYCF25	2-1/2"	25	46.2	---
9610NYCF3	3"	32	62.7	---
9610NYCF4	4"	64	74.8	---
9610NYCF6	6"	54	103.9	---
9610NYCF8	8"	36	190.9	---
9610NYCF10	10"	12	291.8	---
9610NYCF12	12"	12	409.8	---

ITEM	DESCRIPTION	MATERIAL	ASTM SPEC.
1	Body	Ductile Iron	A536 65-45-12
2	Wedge	Ductile Iron, EPDM Encapsulated	A536 65-45-12
3	Wedge Nut	Stainless Steel	A276 Type 304SS
4	Pin	Stainless Steel	A276 Type 420SS
5	O-Ring	Rubber	D2000 NBR
6	Gasket	Rubber	D2000 NBR
7	Stem	Stainless Steel	A276 Type 304SS
8	Bonnet	Ductile Iron	A536 65-45-12
9	Packing	Graphite	
10	Gland	Ductile Iron	A536 65-45-12
11	Yoke Nut	Bronze	B148 C95200
12	Washer	Brass	
13	Handwheel	Ductile Iron	A536 65-45-12
14	Handwheel Nut	Ductile Iron	A536 65-45-12
15	Bolts	Stainless Steel	A276 Type 304SS
16	Nuts	Stainless Steel	A276 Type 316SS
17	Washers	Stainless Steel	A276 Type 304SS
18	Bonnet Bolts	Carbon Steel Zinc Plated	A307 Grade B
19	Plug	Malleable Iron	

MAIN DIMENSIONS							
SIZE	2.5"	3"	4"	6"	8"	10"	12"
L	7-1/2"	8"	9"	10-1/2"	11-1/2"	13"	14"
H (Open)	16-5/8"	18-7/8"	21-5/8"	29-1/8"	36-5/8"	44-1/2"	52"
H (Close)	13-3/4"	15-3/4"	17-3/4"	23-1/4"	28-3/4"	34-3/4"	40-1/6"
D	7-1/4"	10"	10"	12"	14"	17-1/2"	17-1/2"

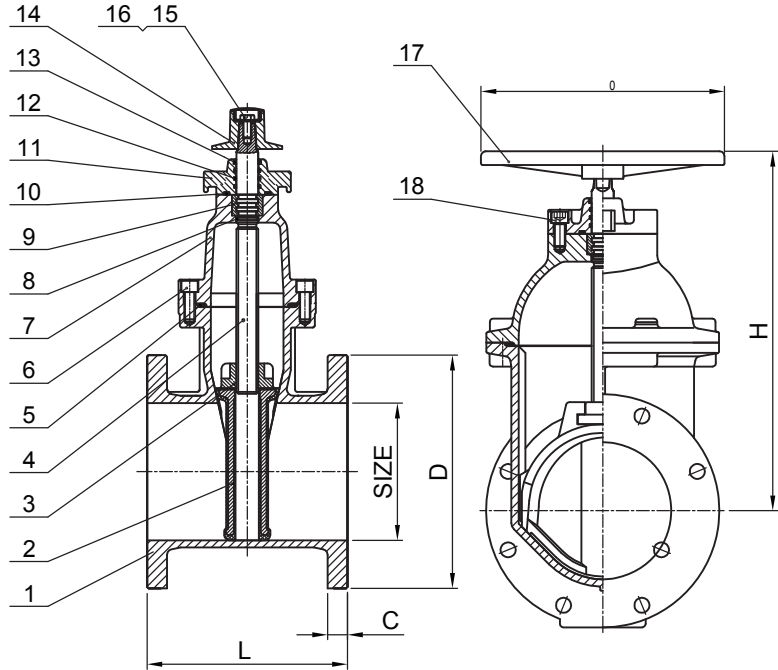
COMPLIES WITH NEW YORK AND CHICAGO REQUIREMENTS.

WARNING: This product can expose you to chemicals, including lead, which are known to the State of California to cause cancer and birth defects or other reproductive harm. For more information, visit www.P65Warnings.ca.gov

DUCTILE IRON GATE VALVES

VALVES

AWWA C515 NRS RESILIENT SEATED GATE VALVE FLANGED ENDS, 300PSI



PART#	SIZE	CASE	WEIGHT	
9600FL25	2-1/2"	25	37.6	---
9600FL3	3"	16	54.2	---
9600FL4	4"	16	65.5	---
9600FL6	6"	9	107.5	---
9600FL8	8"	6	181.9	---
9600FL10	10"	2	297.4	---
9600FL12	12"	2	431.4	---

ITEM	DESCRIPT.	MATERIAL	ASTM SPEC.
1	Body	Ductile Iron	A536 65-45-12
2	Wedge	Ductile Iron, EPDM Encapsulated	A536 65-45-12
3	Wedge Nut	Bronze	B148 C95200
4	Stem	Stainless Steel	A276 Type 304SS
5	Gasket	Rubber	D2000 NBR
6	Bolts	Stainless Steel	A276 Type 304SS
7	Bonnet	Ductile Iron	A536 65-45-12
8	O-Ring	Rubber	D2000 NBR
9	Thrust Collar	Bronze	B148 C95200
10	O-Ring	Rubber	D2000 NBR
11	Gland	Ductile Iron	A536 65-45-12
12	O-Ring	Rubber	D2000 NBR
13	Dust Ring	Rubber	D2000 NBR
14	Operating Nut (Optional)	Ductile Iron	A536 65-45-12
15	Bolts	Stainless Steel	A276 Type 304SS
16	Washers	Stainless Steel	A276 Type 304SS
17	Handwheel (Optional)	Ductile Iron	A536 65-45-12
18	Bolts	Stainless Steel	A276 Type 304SS

MAIN DIMENSIONS											
SIZE	2"	2.5"	3"	4"	6"	8"	10"	12"	14"	16"	18"
L	7.0"	7.5"	8.0"	9.0"	10.5"	11.5"	13.0"	14.0"	15.0"	16.0"	17.0"
H	9.5"	10.0"	11.0"	11.8"	16.4"	20.7"	24.5"	28.0"	32.9"	35.8"	41.3"
D	6.0"	7.0"	7.5"	9.0"	11.0"	13.5"	16.0"	19.0"	22.0"	22.0"	24.0"

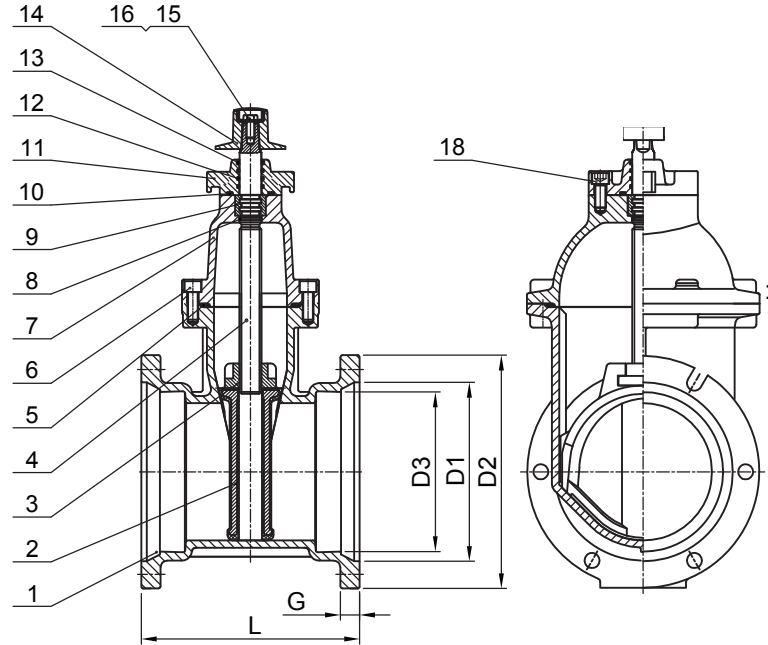
WARNING: This product can expose you to chemicals, including lead, which are known to the State of California to cause cancer and birth defects or other reproductive harm. For more information, visit www.P65Warnings.ca.gov

DUCTILE IRON GATE VALVES

VALVES

AWWA C515 NRS RESILIENT SEATED GATE VALVE

MJ × MJ ENDS, 300PSI



PART#	SIZE	WEIGHT	CASE	
9600MJ3	3"	54.2	16	---
9600MJ4	4"	65.5	16	---
9600MJ6	6"	107.5	9	---
9600MJ8	8"	181.9	6	---
9600MJ10	10"	297.4	2	---
9600MJ12	12"	431.4	2	---

ITEM	DESCRIP.	MATERIAL	ASTM SPEC.
1	Body	Ductile Iron	A536 65-45-12
2	Wedge	Ductile Iron, EPDM Encapsulated	A536 65-45-12
3	Wedge Nut	Bronze	B148 C95200
4	Stem	Stainless Steel	A276 Type 304SS
5	Gasket	Rubber	D2000 NBR
6	Bolts	Stainless Steel	A276 Type 304SS
7	Bonnet	Ductile Iron	A536 65-45-12
8	O-Ring	Rubber	D2000 NBR
9	Thrust Collar	Bronze	B148 C95200
10	O-Ring	Rubber	D2000 NBR
11	Gland	Ductile Iron	A536 65-45-12
12	O-Ring	Rubber	D2000 NBR
13	Dust Ring	Rubber	D2000 NBR
14	Operating Nut (Optional)	Ductile Iron	A536 65-45-12
15	Bolts	Stainless Steel	A276 Type 304SS
16	Washers	Stainless Steel	A276 Type 304SS
17	Handwheel (Optional)	Ductile Iron	A536 65-45-12
18	Bolts	Stainless Steel	A276 Type 304SS

*Standard config is op nut only

*MJ=Mechanical Joint

MAIN DIMENSIONS									
SIZE	3"	4"	6"	8"	10"	12"	14"	16"	18"
L	9.5"	10.0"	11.5"	12.5"	14.75"	14.9"	17.0"	17.0"	18.7"
H	11.7"	12.7"	16.9"	20.9"	24.7"	28.1"	35.6"	38.5"	44.0"
D	12.0"	14.0"	16.0"	16.0"	16.0"	16.0"			

WARNING: This product can expose you to chemicals, including lead, which are known to the State of California to cause cancer and birth defects or other reproductive harm. For more information, visit www.P65Warnings.ca.gov

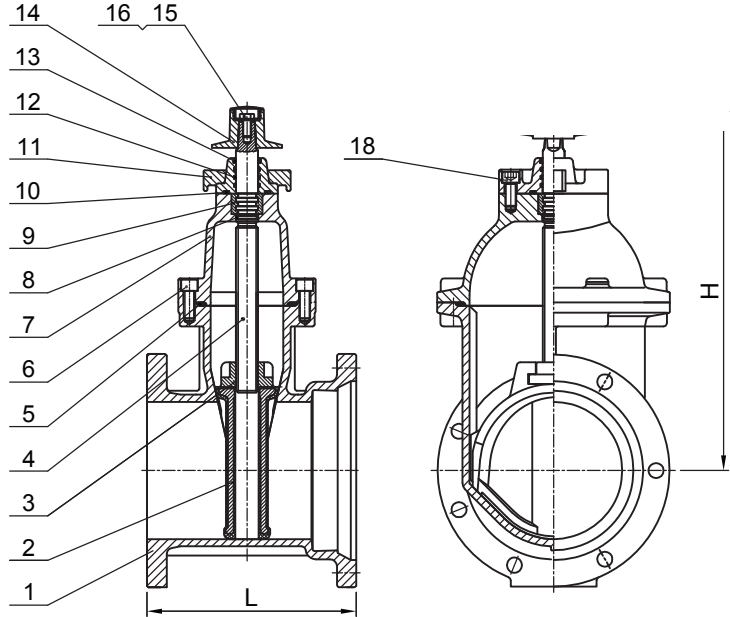
VALVES

DUCTILE IRON GATE VALVES

VALVES

AWWA C515 NRS RESILIENT SEATED GATE VALVE

FL x MJ ENDS, 300PSI



PART#	SIZE	WEIGHT	CASE	
9600FJ3	3"	54.3	16	---
9600FJ4	4"	65.5	16	---
9600FJ6	6"	107.5	9	---
9600FJ8	8"	181.9	6	---
9600FJ10	10"	297.4	2	---
9600FJ12	12"	431.4	2	---

*STANDARD CONFIG IS OP NUT ONLY

*MJ=MECHANICAL JOINT

ITEM	DESCRIPTION	MATERIAL	ASTM SPEC.
1	Body	Ductile Iron	A536 65-45-12
2	Wedge	Ductile Iron, EPDM Encapsulated	A536 65-45-12
3	Wedge Nut	Bronze	B148 C95200
4	Stem	Stainless Steel	A276 Type 304SS
5	Gasket	Rubber	D2000 NBR
6	Bolts	Stainless Steel	A276 Type 304SS
7	Bonnet	Ductile Iron	A536 65-45-12
8	O-Ring	Rubber	D2000 NBR
9	Thrust Collar	Bronze	B148 C95200
10	O-Ring	Rubber	D2000 NBR
11	Gland	Ductile Iron	A536 65-45-12
12	O-Ring	Rubber	D2000 NBR
13	Dust Ring	Rubber	D2000 NBR
14	Operating Nut (Optional)	Ductile Iron	A536 65-45-12
15	Bolts	Stainless Steel	A276 Type 304SS
16	Washers	Stainless Steel	A276 Type 304SS
17	Handwheel (Optional)	Ductile Iron	A536 65-45-12
18	Bolts	Stainless Steel	A276 Type 304SS

MAIN DIMENSIONS								
SIZE	3"	4"	6"	8"	10"	12"	10"	12"
L	8.8"	9.5"	11.0"	12.0"	14.0"	14.5"	13"	14"
H	11.0"	11.8"	16.4"	20.7"	24.5"	28.0"	44-1/2"	52"
D	10.0"	10.0"	12.0"	14.0"	16.0"	16.0"	34-3/4"	40-1/6"

WARNING: This product can expose you to chemicals, including lead, which are known to the State of California to cause cancer and birth defects or other reproductive harm. For more information, visit www.P65Warnings.ca.gov

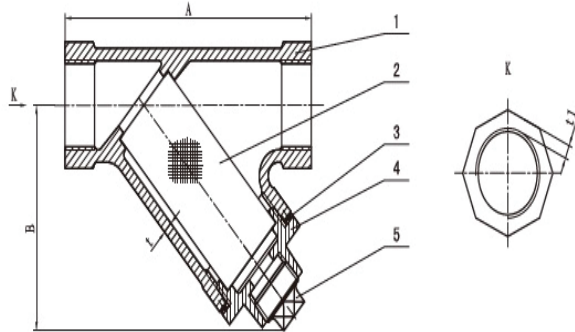
GATE VALVES AND WYE-STRAINERS

VALVES

DI THREADED Y STRAINER



MIDLAND	DESCRIPTION	LIST PRICE
9642TH03	DI Threaded Y Strainer, 1/2"/DN15	
9642TH04	DI Threaded Y Strainer, 3/4"/DN20	
9642TH05	DI Threaded Y Strainer, 1"/DN25	
9642TH06	DI Threaded Y Strainer, 1 1/4"/DN32	
9642TH07	DI Threaded Y Strainer, 1 1/2"/DN40	
9642TH08	DI Threaded Y Strainer, 2"/DN50	
9642TH09	DI Threaded Y Strainer, 2 1/2"/DN50	
9642TH10	DI Threaded Y Strainer, 3"/DN80	



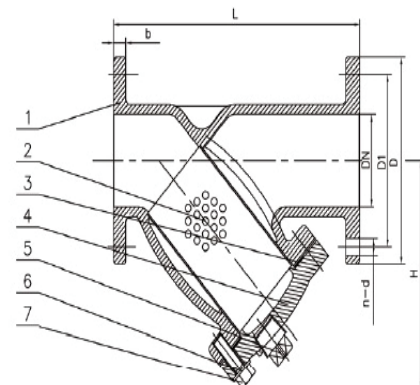
SIZE		DIMENSIONS(MM)				
inch	mm	A	B(max)	Plug	t	t1
1/4"	8	81	55	1/4"	2.4	2.4
3/8"	10	81	57	1/4"	2.5	2.5
1/2"	15	81	70	3/8"	2.54	2.54
3/4"	20	95	72	3/8"	3	3
1"	25	102	78	1/2"	4.06	4.06
1 1/4"	32	127	92	1/2"	4.83	4.83
1 1/2"	40	146	118	1/2"	4.83	4.83
2"	50	177	120	1/2"	5.59	5.59
2 1/2"	65	234	136	3/4"	5.59	5.59
3"	80	254	150	3/4"		

DI FLANGED WYE STRAINER

MIDLAND	LIST PRICE	DESCRIPTION
9642FL2		DI FLGD Y Strainer, Graphite Gasket, 2"/DN50
9642FL25		DI FLGD Y Strainer, Graphite Gasket, 2 1/2"/DN65
9642FL3		DI FLGD Y Strainer, Graphite Gasket, 3"/DN80
9642FL4		DI FLGD Y Strainer, Graphite Gasket, 4"/DN100
9642FL6		DI FLGD Y Strainer, Graphite Gasket, 6"/DN150
9642FL8		DI FLGD Y Strainer, Graphite Gasket, 8"/DN200
9642FL10		DI FLGD Y Strainer, Graphite Gasket, 10"/DN250
9642FL12		DI FLGD Y Strainer, Graphite Gasket, 12"/DN300



SIZE		DIMENSIONS(MM)					
inch	mm	L	D	D1	b	n-∅d	H
2	50	200	152	120.5	16	4-∅19.1	155
2.5	65	254	178	139.5	17.5	4-∅19.1	165
3	80	257	191	152.5	19	4-∅19.1	180
4	100	308	229	190.5	24	8-∅19.1	229
5	125	397	254	216	24	8-∅22.2	285
6	150	470	279	241.5	25.5	8-∅22.2	311
8	200	549	343	298.5	28.5	8-∅22.2	394
10	250	654	406	362	30.5	12-∅25.4	487
12	300	759	483	432	32	12-∅25.4	547



WARNING: This product can expose you to chemicals, including lead, which are known to the State of California to cause cancer and birth defects or other reproductive harm. For more information, visit www.P65Warnings.ca.gov

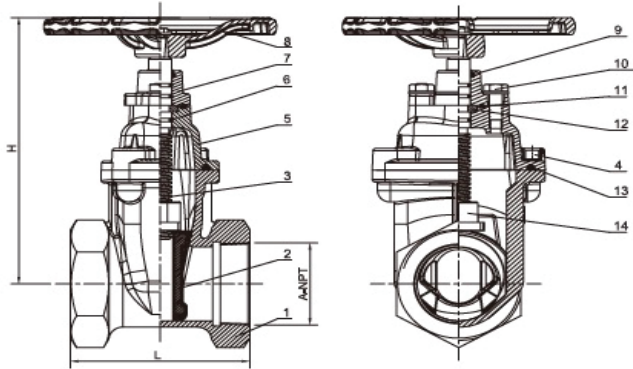
GATE VALVES

VALVES

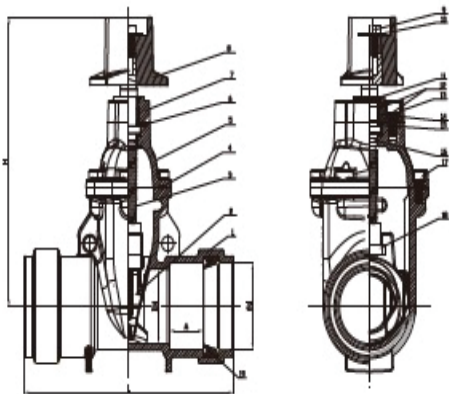
IPS X IPS GATE VALVE

MIDLAND	LIST PRICE DESCRIPTION
9640TH2	2 DI, IPS X IPS Gate Valve, NRS with EPDM Wedge
9640TH25	2 1/2 DI, IPS X IPS Gate Valve, NRS with EPDM Wedge
9640TH3	3 DI, IPS X IPS Gate Valve, NRS with EPDM Wedge
9640TH4	4 DI, IPS X IPS Gate Valve, NRS with EPDM Wedge
9640TH6	6 DI, IPS X IPS Gate Valve, NRS with EPDM Wedge

SIZE		DIMENSIONS(MM)	
inch	mm	L	H
2"	50	127	210
2.5"	65	140	232
3"	80	150	281
4"	100	190	316
6"	150	230	420

**RT X RT GATE VALVE (PUSH-ON)**

MIDLAND	LIST PRICE DESCRIPTION
9640RT2	2 DI, RT X RT Gate Valve, NRS W/ OP Nut
9640RT25	2 1/2 DI, RT X RT Gate Valve, NRS W/ OP Nut
9640RT3	3 DI, RT X RT Gate Valve, NRS W/ OP Nut
9640RT4	4 DI, RT X RT Gate Valve, NRS W/ OP Nut
9640RT6	6 DI, RT X RT Gate Valve, NRS W/ OP Nut
9640RT8	8 DI, RT X RT Gate Valve, NRS W/ OP Nut



SIZE		PIPE O.D.	DIMENSIONS(MM)			
inch	mm	Average O.D. In.(mm)	L	H	A	d
2"	50	2.375(50.32)	260	278	50	62
2.5"	65	2.575(73.02)	273	300	53	75
3"	80	3.500(88.90)	305	321	57	90.5
4"	100	4.500(114.30)	350	375	57	117.5
6"	150	5.525(168.26)	428	455	95	172.5
8"	200	5.625(219.06)	470	565	110	222

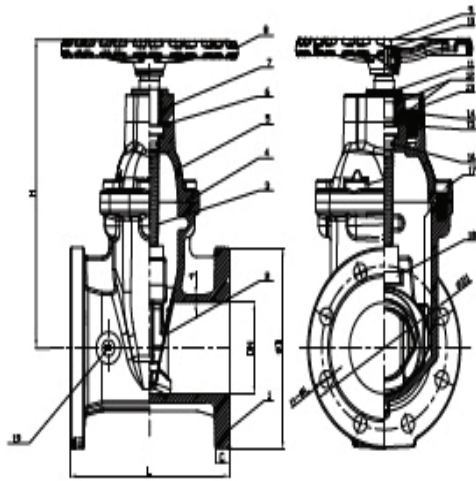
WARNING: This product can expose you to chemicals, including lead, which are known to the State of California to cause cancer and birth defects or other reproductive harm. For more information, visit www.P65Warnings.ca.gov



GATE VALVES

VALVES

FL X FL GATE VALVE



MIDLAND	LIST PRICE	DESCRIPTION
9640FL2		2 DI, FL X FL Gate Valve, NRS W/ OP Nut and H/W
9640FL25		2 1/2 DI, FL X FL Gate Valve, NRS W/ OP Nut and H/W
9640FL3		3 DI, FL X FL Gate Valve, NRS W/ OP Nut and H/W
9640FL4		4 DI, FL X FL Gate Valve, NRS W/ OP Nut and H/W
9640FL6		6 DI, FL X FL Gate Valve, NRS W/ OP Nut and H/W
9640FL8		8 DI, FL X FL Gate Valve, NRS W/ OP Nut and H/W
9640FL10		10 DI, FL X FL Gate Valve, NRS W/ OP Nut and H/W
9640FL12		12 DI, FL X FL Gate Valve, NRS W/ OP Nut and H/W

SIZE		DIMENSIONS(MM)					
inch	mm	L	H	D	D1	C	n-φL
2	50	176	254	152	120.7	15	4-φ19.1
2.5	65	190	275	178	139.7	17.5	4-φ19.1
3	80	203	301	191	152.4	19.1	4-φ19.1
4	100	229	355	229	190.5	19.1	8-φ19.1
5	125	254	393	254	215.9	19.1	8-φ22.2
6	150	267	448	279	241.3	19.1	8-φ22.2
8	200	292	548	343	290.5	22.2	8-φ22.2
10	250	330	626	405	362	23.5	12-φ25.4
12	300	356	722	463	431.5	25.4	12-φ25.4




WARNING: This product can expose you to chemicals, including lead, which are known to the State of California to cause cancer and birth defects or other reproductive harm. For more information, visit www.P65Warnings.ca.gov

VERTICAL POST INDICATORS

VALVES

VERTICAL POST INDICATORS



Material Specifications

PART	MATERIAL	ASTM SPECIFICATION
Post Head	Gray Cast Iron	A126 Class B
Operating Wrench	Ductile Iron	A536 Grade 65-45-12
Retaining Ring	Stainless Steel	A276 Type 304
Weather Cap	Polyethylene	Commercial
Threaded Sleeve	Stainless Steel	A276 Type 304
Pipe Plug	Malleable Iron	A47 Grade 22010
Target Plate	Aluminum Alloy	ASTM B26
Screw	Carbon Steel	A105
Target Plate	Aluminum Alloy	ASTM B26
Windows	Plexiglass	Commercial
Gasket	Rubber	D2000 NBR
Upper Barrel	Carbon Steel	A53 Type S Grade B
Lower Barrel	Carbon Steel	A53 Type S Grade B
Upper Rod	Carbon Steel	A53 Type S Grade B
Lower Rod	Carbon Steel	A53 Type S Grade B
Base Flange	Cast Iron	A126 Class B
Locking Bolts	Carbon Steel	A307 Grade B
Locking Nuts	Carbon Steel	A 105
Cotter Pin	Stainless Steel	A276 Type 304

Specifications

Meet or Exceed the Requirements of NFPA 24 Standard. Indicates the State of the Valve OPEN or SHUT Position. Target Nut to allow 13 to 45 Turns. "L" Shaped Wrench Handle fitting with a Secure Padlock (provided by user). Protected Windows. Telescoping Operating Rod. Easily Adjustable Indicator OPEN and SHUT Targets. UL/ULC 789 Listed and FM1110 Approved. GOST Certification.

Corrosion Protection

Spray Painted Interior and Exterior to AWWA C550 Standard. Stand Barrel: Black Bitumen Coated.

Options

Fusion Bonded Coating Interior and Exterior. Tapped Supervisory Tamper Switch. Stainless Steel Fasteners: A2-70 or A4-70.

Dimension Data for Vertical Indicator Post (mm/inch)

SIZE	4	6	8	10	12	14
TURNS TO OPEN	13	20	26	33	39	45
H0	252/ 9.92	355/ 13.97	444/ 17.48	535/ 21.06	617/ 24.29	727/ 28.62

L = Adjustable Bury Depth Range

L	A	B
MIN	459/18.25	915/36
MAX	1003/39.5	1537/60.5

PART #	SIZE	LIST
9600IPA412	Fits 4"-12"	

WARNING: This product can expose you to chemicals, including lead, which are known to the State of California to cause cancer and birth defects or other reproductive harm. For more information, visit www.P65Warnings.ca.gov

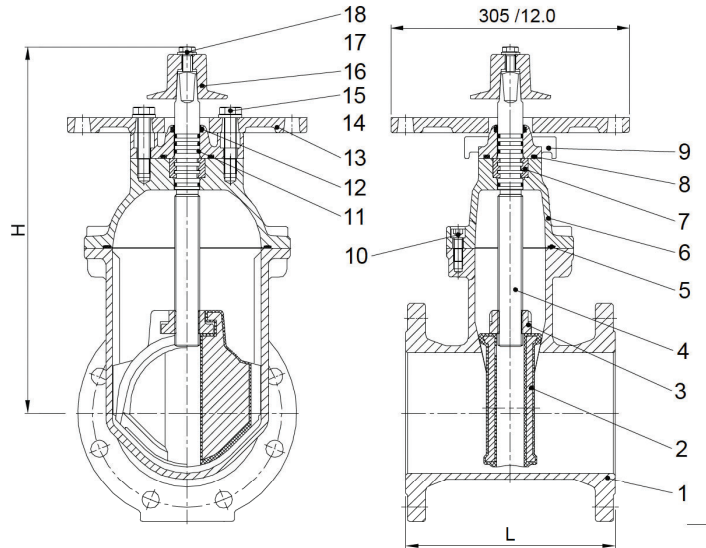


POST INDICATOR GATE VALVES

VALVES

POST INDICATOR GATE VALVES

FL X FL ENDS



PART#	SIZE	CASE	WEIGHT	
9600FL4PIV	4"			---
9600FL6PIV	6"			---
9600FL8PIV	8"			---
9600FL10PIV	10"			---
9600FL12PIV	12"			---

NO.	DESCRIPTION	MATERIAL	ASTM SPECIFICATION
1	Body	Ductile Iron	A536 Grade 65-45-12
2	Wedge	EPDM Fully Encapsulated Ductile Iron	
3	Wedge Nut	Bronze	B148 C95200
4	Stem	Stainless Steel	A276 Type304
5	Gasket	Rubber EPDM	D2000
6	Bonnet	Ductile Iron	A536 Grade 65-45-12
7	Thrust Collar	Bronze	B148 C95200
8	O-Ring	Rubber NBR	D2000
9	Gland	Ductile Iron	A536 Grade 65-45-12
10	Screw	Carbon Steel	A307 GradeB
11	O-Ring	Rubber NBR	D2000
12	Scraper Seal	Rubber NBR	D2000
13	Post Plate	Ductile Iron	A536 Grade 65-45-12
14	Bolt	Stainless Steel	F593 Grade 304
15	Washer	Stainless Steel	A276 Type 304
16	Operating Nut	Ductile Iron	A536 Grade 65-45-12
17	Bolt	Stainless Steel	F593 Grade 304
18	Washer	Stainless Steel	A276 Type 304

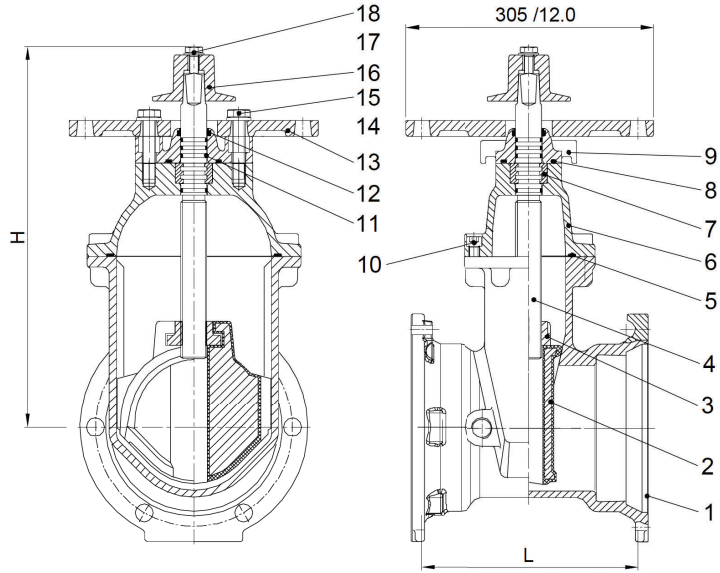
MAIN DIMENSIONS					
PART #	9600FL4PIV	9600FL6PIV	9600FL8PIV	9600FL10PIV	9600FL12PIV
SIZE	4	6	8	10	12
L	229/9	267/10.5	292/11.5	330/13	356/14
H	350/13.75	465/18.3	559/22	635/25	724/28.5
D	305/12	305/12	305/12	305/12	305/12

POST INDICATOR GATE VALVES

VALVES

POST INDICATOR GATE VALVES

MJ X MJ ENDS



PART#	SIZE	CASE	WEIGHT	
9600MJ4PIV	4"			---
9600MJ6PIV	6"			---
9600MJ8PIV	8"			---
9600MJ10PIV	10"			---
9600MJ12PIV	12"			---

NO.	DESCRIPTION	MATERIAL	ASTM SPECIFICATION
1	Body	Ductile Iron	A536 Grade 65-45-12
2	Wedge	EPDM Fully Encapsulated Ductile Iron	
3	Wedge Nut	Bronze	B148 C95200
4	Stem	Stainless Steel	A276 Type304
5	Gasket	Rubber EPDM	D2000
6	Bonnet	Ductile Iron	A536 Grade 65-45-12
7	Thrust Collar	Bronze	B148 C95200
8	O-Ring	Rubber NBR	D2000
9	Gland	Ductile Iron	A536 Grade 65-45-12
10	Screw	Carbon Steel	A307 GradeB
11	O-Ring	Rubber NBR	D2000
12	Scraper Seal	Rubber NBR	D2000
13	Post Plate	Ductile Iron	A536 Grade 65-45-12
14	Bolt	Stainless Steel	F593 Grade 304
15	Washer	Stainless Steel	A276 Type 304
16	Operating Nut	Ductile Iron	A536 Grade 65-45-12
17	Bolt	Stainless Steel	F593 Grade 304
18	Washer	Stainless Steel	A276 Type 304

MAIN DIMENSIONS					
PART #	9600MJ4PIV	9600MJ6PIV	9600MJ8PIV	9600MJ10PIV	9600MJ12PIV
SIZE	4	6	8	10	12
L	254mm/10.0in	292mm/11.5in	318mm/12.5in	375mm/14.75in	378mm/14.9in
H	350mm/13.75in	465mm/18.3in	559mm/22.0in	635mm/25.0in	724mm/28.5in
D	305mm/12.0in	305mm/12.0in	305mm/12.0in	305mm/12.0in	305mm/12.0in

WARNING: This product can expose you to chemicals, including lead, which are known to the State of California to cause cancer and birth defects or other reproductive harm. For more information, visit www.P66.com/060909

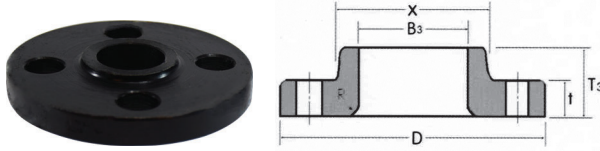
FORGED STEEL FLANGES

VALVES

ASTMA105
ASME SA105
ANSI B16.5

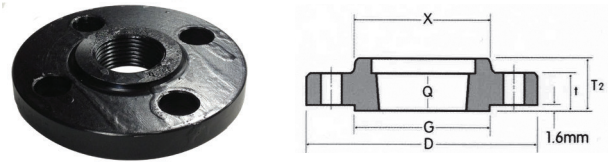
CARBON STEEL FLANGES

• A105 Forged Steel • CLASS 150
(1-1/2 thru 6" available in #316 Stainless Steel add SS to part#)



SLIP-ON 1/16" RAISED FACE CARBON STEEL FLANGE

PART #	SIZE	LIST PRICE
	1/2"	---
	3/4"	---
	1"	---
	1-1/4"	---
107024	1-1/2"	---
107025	2"	---
107026	2-1/2"	---
107027	3"	---
107029	4"	---
107031	6"	---
107032	8"	---
107033	10"	---
107034	12"	---



THREADED 1/16" RAISED FACE CARBON STEEL FLANGE

PART #	SIZE	LIST PRICE
107060	1/2"	---
107061	3/4"	---
107062	1"	---
107063	1-1/4"	---
107064	1-1/2"	---
107065	2"	---
107066	2-1/2"	---
107067	3"	---
107069	4"	---
107071	6"	---
107072	8"	---
107073	10"	---
107074	12"	---

NOMINAL PIPE SIZE	DEPTH OF SOCKET IN. Y	DRILLING			BOLTING				APPROXIMATE WEIGHT			
		BOLT CIRCLE DIAMETER	NUMBER OF HOLES	DIAMETER OF HOLES	DIAMETER OF BOLTS (INCH)	MACHINE BOLT LENGTH	STUD BOLT LENGTH			WELDING NECK LBS	SLIP-ON AND THREADED LBS	BLIND LBS
							RAISED FACE	RAISED FACE	RING JOINT			
1/2	.382	2.382	4	.618	1/2	2.00	2.252	-	1.146	1.036	1.036	
3/4	.441	2.752	4	.618	1/2	2.00	2.50	-	2.028	1.653	1.389	
1	.500	3.118	4	.618	1/2	2.252	2.50	3.00	2.425	1.893	2.094	
1-1/4	.559	3.50	4	.618	1/2	2.252	2.752	3.252	3.086	3.086	3.086	
1-1/2	.618	3.882	4	.618	1/2	2.50	2.752	3.252	3.99	3.109	3.571	
2	.689	4.752	4	.752	5/8	2.752	3.252	3.752	6.173	4.982	5.82	
2-1/2	.752	5.5	4	.752	5/8	3.00	3.50	4.00	9.436	7.562	8.951	
3	.811	6.0	4	.752	5/8	3.00	3.50	4.00	11.42	8.818	11.023	
4	.941	7.50	8	.752	5/8	3.00	3.50	4.00	16.138	12.677	16.535	
6	1.059	9.50	8	.882	3/4	3.252	4.00	4.50	24.824	17.196	26.455	
8	1.252	11.752	8	.882	3/4	3.50	4.252	4.752	39.683	28.66	44.092	
10	1.311	14.252	12	1.00	7/8	4.00	4.50	5.00	55.116	37.699	66.139	
12	1.559	17	12	1.00	7/8	4.00	4.752	5.252	85.936	61.024	97.003	

WARNING: This product can expose you to chemicals, including lead, which are known to the State of California to cause cancer and birth defects or other reproductive harm. For more information, visit www.P65Warnings.ca.gov

FORGED STEEL FLANGES

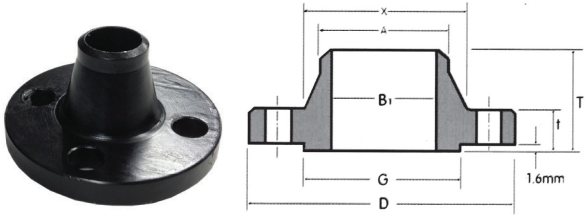
VALVES

ASTMA105
ASME SA105
ANSI B16.5

• A105 Forged Steel

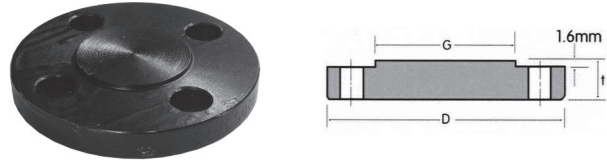
• CLASS 150

(1-1/2 thru 6" available in #316 Stainless Steel add SS to part#)



WELD NECK CARBON STEEL FLANGE

PART #	SIZE	LIST PRICE
	1/2"	---
	3/4"	---
	1"	---
	1-1/4"	---
107004	1-1/2"	---
107005	2"	---
	2-1/2"	---
107007	3"	---
107009	4"	---
107011	6"	---



**BLIND 1/16" RAISED FACE
CARBON STEEL FLANGE**

PART #	SIZE	LIST PRICE
107040	1/2"	---
	3/4"	---
107042	1"	---
107043	1-1/4"	---
107044	1-1/2"	---
107045	2"	---
	2-1/2"	---
107047	3"	---
107049	4"	---
107051	6"	---

NOMINAL PIPE SIZE	OUTSIDE DIAMETER	O.D OF RAISED FACE	DIAMETER AT BASE OF HUB	THICKNESS	BORE		LENGTH THRU HUB	
					WELDING NECK SOCK- ET WELDING	WELDING NECK	WELDING NECK	SLIP-ON THREADED SOCKET WELDING
	D	G	X	T	B1	T1	T2	
1/2	3.504	1.382	1.189	.441	.618	1.882	.618	
3/4	3.898	1.689	1.50	.50	.819	2.059	.618	
1	4.252	2.00	1.941	.559	1.051	2.189	.689	
1-1/4	4.606	2.50	2.311	.618	1.382	2.252	.811	
1-1/2	5.00	2.882	2.559	.689	1.610	2.441	.882	
2	5.984	3.618	3.059	.752	2.071	2.50	1.00	
2-1/2	7.008	4.118	3.559	.882	2.469	2.752	1.118	
3	7.52	5.00	4.252	.941	3.071	2.752	1.189	
4	9.016	6.189	5.311	.941	4.031	3.00	1.311	
6	10.984	8.50	7.559	1.00	6.071	3.50	1.559	
8	13.504	10.618	9.689	1.118	7.980	4.00	1.752	
10	15.984	12.752	12.00	1.189	10.02	4.00	1.941	
12	19.016	15.00	14.382	1.252	12.00	4.50	2.189	

WARNING: This product can expose you to chemicals, including lead, which are known to the State of California to cause cancer and birth defects or other reproductive harm. For more information, visit www.P65Warnings.ca.gov



BLACK AND GALV. DUCTILE IRON REDUCING COMPANION FLANGES

VALVES

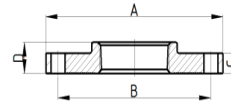
THREADED COMPANION FLANGE CLASS 125 PATTERN (BLACK & GALVANIZED)

* Dimensions, faced and drilled in accordance with asme b16.42/Awwa c110

* Coating: available in black electrophoretic coating and hot dip galvanized* hot-dipped galvanized conform to astm a153; companion flange threads conform to asme b1.201

* Application: waterworks, pump, irrigation

* 150psi



BLACK

PART #	DESCRIPTION (DI FLANGE)	A (INCH)	B (INCH)	C (INCH)	D (INCH)	BOLT HOLE SIZE	NO. OF HOLES	UNIT WEIGHT (KG)	
108075	3" x 2"	7.50	6.00	0.75	1.19	φ0.75	4	4.3827	---
108076	3" x 2-1/2"	7.50	6.00	0.75	1.19	φ0.75	4	4.2013	---
108077	4" x 1-1/2"	9.00	7.50	0.94	1.31	φ0.75	8	6.8352	---
108088	4" x 2"	9.00	7.50	0.94	1.31	φ0.75	8	6.4168	---
108089	4" x 2-1/2"	9.00	7.50	0.94	1.31	φ0.75	8	6.3343	---
108090	4" x 3"	9.00	7.50	0.94	1.31	φ0.75	8	6.081	---
108091	5" x 4"	10.00	8.50	0.94	1.44	φ0.875	8	6.8761	---
108094	6" x 2"	11.00	9.50	1.00	1.56	φ0.875	8	10.6349	---
108095	6" x 3"	11.00	9.50	1.00	1.56	φ0.875	8	10.1831	---
108092	6" x 4"	11.00	9.50	1.00	1.56	φ0.875	8	9.4563	---
108096	8" x 4"	13.50	11.75	1.12	1.75	φ0.875	8	17.1296	---
108097	8" x 6"	13.50	11.75	1.12	1.75	φ0.875	8	15.2184	---
108098	8" x 2"	16.00	14.25	1.19	1.94	φ1	12	26.54	---
108099	8" x 3"	---	---	---	---	---	---	---	---
108100	10" x 2"	---	---	---	---	---	---	---	---
108101	12" x 2"	---	---	---	---	---	---	---	---

GALVANIZED

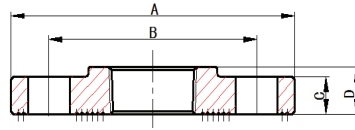
108031	2-1/2" x 2"	6.00	4.75	0.75	1.19	φ0.75	4	3.623	---
108032	3" x 2"	7.50	6.00	0.75	1.19	φ0.75	4	4.3827	---
108033	3" x 2-1/2"	7.50	6.00	0.75	1.19	φ0.75	4	4.2013	---
108034	4" x 2"	9.00	7.50	0.94	1.31	φ0.75	8	6.4168	---
108035	4" x 2-1/2"	9.00	7.50	0.94	1.31	φ0.75	8	6.3343	---
108036	4" x 3"	9.00	7.50	0.94	1.31	φ0.75	8	6.081	---
108038	6" x 2"	11.00	9.50	1.00	1.56	φ0.875	8	10.6349	---
108039	6" x 2-1/2"	11.00	9.50	1.00	1.56	φ0.875	8	10.5386	---
108037	6" x 4"	11.00	9.50	1.00	1.56	φ0.875	8	9.4563	---
108040	8" x 4"	13.50	11.75	1.12	1.75	φ0.875	8	17.1296	---
108041	8" x 6"	13.50	11.75	1.12	1.75	φ0.875	8	15.2184	---

WARNING: This product can expose you to chemicals, including lead, which are known to the State of California to cause cancer and birth defects or other reproductive harm. For more information, visit www.P65W.ca.gov.



BLACK AND GALVANIZED COMPANION FLANGES

VALVES

DUCTILE IRON THREADED COMPANION FLANGES

*Dimensions, faced and drilled in accordance with asme b16.42/Awwa c110

*Coating: available in black electrophoretic coating and hot dip galvanized

*Hot-dipped galvanized conform to astm a153; companion flange threads conform to asme b1.201


*Application: water-works, pump, irrigation

BLACK

PART # (BLACK)	DESCRIPTION (THREADED)	SIZE (INCH)	A (INCH)	B (INCH)	C (INCH)	D (INCH)	BOLT HOLE SIZE	NO. OF HOLES	UNIT WEIGHT (KG)	
108062	1 150	1"	4.25	3.12	0.44	0.75	φ0.625	4	0.8347	---
108063	1 1/4 150	1-1/4"	4.62	3.5	0.5	0.81	φ0.625	4	1.0797	---
108064	1 1/2 150	1-1/2"	5	3.88	0.56	0.88	φ0.625	4	1.3217	---
108065	2 150	2"	6	4.75	0.62	1	φ0.75	4	2.1457	---
108066	2 1/2 150	2-1/2"	7	5.5	0.69	1.12	φ0.75	4	3.4182	---
108067	3 150	3"	7.5	6	0.75	1.19	φ0.75	4	3.9051	---
108069	4 150	4"	9	7.5	0.94	1.31	φ0.75	8	5.5254	---
108071	6 150	6"	11	9.5	1	1.56	φ0.875	8	7.5328	---
108072	8 150	8"	13.5	11.75	1.12	1.75	φ0.875	8	13.0201	---
108073	10 150	10"	16	14.25	1.19	1.94	φ1	12	22.854	---
108074	12 150	12"	19	17	1.25	2.19	φ1	12	26.5451	---

GALVANIZED

108025	2 150	2"	6	4.75	0.62	1	φ0.75	4	2.1457	---
108026	2 1/2 150	2-1/2"	7	5.5	0.69	1.12	φ0.75	4	3.4182	---
108027	3 150	3"	7.5	6	0.75	1.19	φ0.75	4	3.9051	---
108028	4 150	4"	9	7.5	0.94	1.31	φ0.75	8	5.5254	---
108029	6 150	6"	11	9.5	1	1.56	φ0.875	8	7.5328	---

BLIND FLANGES

PART # (BLACK)	SIZE (INCH)	A (INCH)	B (INCH)	C (INCH)	BOLT HOLE SIZE	NO. OF HOLES	UNIT WEIGHT (KG)	
108065BF	2"	6	4.75	0.62	φ0.75	4	2.3731	
108067BF	3"	7.5	6	0.94	φ0.75	4	4.8547	
108069BF	4"	9	7.5	0.94	φ0.75	8	6.5341	
108071BF	5"	10	8.5	0.94	φ0.875	8	7.9894	
108070BF	6"	11	9.5	1	φ0.875	8	10.811	
108072BF	8"	13.5	11.75	1.12	φ0.875	8	18.6264	
108073BF	10"	16	14.25	1.19	φ1	12	26.2487	

Toll Free 888.675.0190

Fax 208.672.3003

GASKET SETS

VALVES

#150 BOLT & GASKET SET W/ PLATED STEEL BOLTS/NUTS & FULL FACE RED RUBBER GASKETS



PART #	SIZE	BOLT HOLES	LIST PRICELIST
987245	2" Bolt & Gasket Set	4	
987246	2-1/2" Bolt & Gasket Set	4	
987247	3" Bolt & Gasket Set	4	
987248	4" Bolt & Gasket Set	8	
987249	5" Bolt & Gasket Set	8	
987250	6" Bolt & Gasket Set	8	
987251	8" Bolt & Gasket Set	8	
987252	10" Bolt & Gasket Set	12	
987253	12" Bolt & Gasket Set	12	

#150 BOLT & GASKET SET W/ PLATED STEEL BOLTS/NUTS & NON-ASBESTOS GASKETS



PART #	SIZE	LIST PRICELIST	PRICELIST
987254	2" Bolt & Gasket Set		
987255	2-1/2" Bolt & Gasket Set		
987256	3" Bolt & Gasket Set		
987257	4" Bolt & Gasket Set		
987258	5" Bolt & Gasket Set		
987259	6" Bolt & Gasket Set		
987260	8" Bolt & Gasket Set		
987261	10" Bolt & Gasket Set		
987262	12" Bolt & Gasket Set		

#150 BOLT & GASKET SET W/ 304SS BOLTS/NUTS & FULL FACE RED RUBBER GASKETS



PART #	SIZE	BOLT HOLES	LIST PRICELIST	PRICELIST
988245	2" Bolt & Gasket Set	4		
988246	2-1/2" Bolt & Gasket Set	4		
988247	3" Bolt & Gasket Set	4		
988248	4" Bolt & Gasket Set	8		
988249	5" Bolt & Gasket Set	8		
988250	6" Bolt & Gasket Set	8		
988251	8" Bolt & Gasket Set	8		
988252	10" Bolt & Gasket Set	12		

WARNING: This product can expose you to chemicals, including lead, which are known to the State of California to cause cancer and birth defects or other reproductive harm. For more information, visit www.P65Warnings.ca.gov



GASKET SETS


VALVES

#150 BOLT & GASKET SET W/ 304SS BOLTS/NUTS & NON-ASBESTOS GASKETS

PART #	SIZE	LIST PRICELIST
988254	2" Bolt & Gasket Set	
988255	2-1/2" Bolt & Gasket Set	
988256	3" Bolt & Gasket Set	
988257	4" Bolt & Gasket Set	
988258	5" Bolt & Gasket Set	
988259	6" Bolt & Gasket Set	
988260	8" Bolt & Gasket Set	
988261	10" Bolt & Gasket Set	
988262	12" Bolt & Gasket Set	

FULL FACE RED RUBBER GASKET

PART #	SIZE	BOLT HOLES	LIST PRICELIST PRICELIST
988400	2" Gasket	4	
988401	2-1/2" Gasket	4	
988402	3" Gasket	4	
988403	4" Gasket	8	
988404	5" Gasket	8	
988405	6" Gasket	8	
988406	8" Gasket	8	
988407	10" Gasket	12	

NON-ASBESTOS RING GASKET

PART #	SIZE	LIST PRICELIST PRICELIST
987400	2" Gasket	
987401	2-1/2" Gasket	
987402	3" Gasket	
987403	4" Gasket	
987404	5" Gasket	
987405	6" Gasket	
987406	8" Gasket	
987407	10" Gasket	
987408	12" Gasket	

WARNING: This product can expose you to chemicals, including lead, which are known to the State of California to cause cancer and birth defects or other reproductive harm. For more information, visit www.P65Warnings.ca.gov



NIPPLES & FITTINGS



BRASS & BRONZE

Brass Nipples - Sch 40
C/P Brass Nipples
Bronze Fittings
Lead Free Bronze Fittings
C/P Fittings
Bronze Drop Ear Elbows
LF NPI Water Service Fittings

STAINLESS STEEL

Stainless Nipples
150# Cast SS Fittings

BLACK & GALVANIZED

Sch. 40 Welded Steel Nipples
Single Run
Nipple Assortments
Sch. 80 Seamless Steel nipple
Sch. XXS Seamless Steel Nipple
Groove Nipples
Merchant Couplings
API Line Couplings
Malleable Fittings
Steel Fittings
300# Malleable
Bull Plugs and Swages
Forged Steel Fanges
Companion Flanges
Blind Flanges

WARNING: This product can expose you to chemicals, including Nickel, which are known to the State of California to cause cancer.
For more information, visit www.P65Warnings.ca.gov

BRASS NIPPLES



We hereby certify that to the best of our knowledge and belief the CDA 230 alloy seamless Red Brass Pipe from which our nipples are produced meet the requirements of ASTM Specifications B43 and is free of mercury contamination. The chemical analysis is 85% copper, 15% Zinc and conforms to federal Specifications WVN-351. Our brass nipples meet ANSI/ASTM B687-96 and MS51846 for standard brass nipples, and MS51872 for extra heavy brass nipples.

Threads: Nipples are threaded with American Standard taper pipe threads (NPT) in accordance with screw-thread standard for Federal Services Handbook H-58. ANSI B1.20.1

This product is certified by NSF to NSF/ANSI 61 for use in drinking water supplies of pH 6.5 and above.

- ASTM B43
- ANSI B1.20.1, WW-N-351
- ANSI/ ASTM B687-96
- NSF-61 Approved
- MS51846 STD Brass Nipples
- RoHS compliant

STANDARD RED BRASS 85% PIPE WITH THREADED ENDS SPECIFICATIONS:								
PIPE SIZE IN INCHES	DIMENSION IN INCHES			ALLOWABLE PRESSURE POUNDS PER SQUARE INCH				
	O.D.	I.D.	WALL THICKNESS	STANDARD SIZE (INCHES)	@ 100° F	@ 200° F	@ 300° F	@ 400° F
1/8"	.405	.281	.062	1/8"	370	370	320	140
1/4"	.540	.376	.082	1/4"	870	870	760	330
3/8"	.675	.495	.090	3/8"	890	890	780	340
1/2"	.840	.626	.107	1/2"	900	900	790	340
3/4"	1.050	.822	.114	3/4"	810	810	710	310
1"	1.315	1.063	.126	1"	630	630	560	240
1-1/4"	1.660	1.368	.146	1-1/4"	690	690	610	260
1-1/2"	1.900	1.600	.150	1-1/2"	630	630	560	240
2"	2.375	2.063	.156	2"	540	540	480	210
2-1/2"	2.875	2.501	.187	2-1/2"	450	450	390	170
3"	3.500	3.062	.219	3"	510	510	450	190
3-1/2"	4.000	3.500	.250	3-1/2"	570	570	500	220
4"	4.500	4.000	.250	4"	510	510	440	190
4-1/2"	5.000	4.500	.250	5"	410	410	360	160
5"	5.563	5.063	.250	6"	340	340	300	130
6"	6.625	6.125	.250					

No-Lead 125LB seamless Threaded Red Brass Nipples - 2200



WARNING: This product can expose you to chemicals, including Nickel, which are known to the State of California to cause cancer. For more information, visit www.P65Warnings.ca.gov

BRASS SCH 40 SEAMLESS

FITTINGS AND NIPPLES

113RB



1/8" - 27



1/8" DIAMETER SCH 40 SEAMLESS

PART #	LENGTH	BOX/CASE	APPROX. WT. LBS.	LIST
40001	Close (3/4")	25/400	0.02	---
40002	x 1-1/2"	25/400	0.03	---
40003	x 2"	25/400	0.04	---
40004	x 2-1/2"	25/400	0.05	---
40005	x 3"	25/400	0.06	---
40006	x 3-1/2"	25/400	0.07	---
40007	x 4"	25/400	0.08	---
40008	x 4-1/2"	25/400	0.10	---
40009	x 5"	25/400	0.11	---
40010	x 5-1/2"	25/400	0.12	---
40011	x 6"	25/400	0.13	---
40012	x 7"	25/400	0.15	---
40013	x 8"	25/400	0.17	---
40014	x 9"	25/400	0.19	---
40015	x 10"	25/400	0.21	---
40017	x 12"	25/400	0.25	---



1/4"-18



1/4" DIAMETER SCH 40 SEAMLESS

PART #	LENGTH	BOX/CASE	APPROX. WT. LBS.	LIST
40020	Close (7/8")	25/400	0.03	---
40021	x 1-1/2"	25/400	0.05	---
40022	x 2"	25/400	0.07	---
40023	x 2-1/2"	25/400	0.09	---
40024	x 3"	25/400	0.11	---
40025	x 3-1/2"	25/400	0.13	---
40026	x 4"	25/400	0.14	---
40027	x 4-1/2"	25/400	0.16	---
40028	x 5"	25/400	0.18	---
40029	x 5-1/2"	25/400	0.20	---
40030	x 6"	25/400	0.22	---
40031	x 7"	25/200	0.25	---
40032	x 8"	25/200	0.29	---
40034	x 10"	25/200	0.36	---
40035	x 11"	25/200	0.40	---
40036	x 12"	25/200	0.43	---

WARNING: This product can expose you to chemicals, including Nickel, which are known to the State of California to cause cancer. For more information, visit www.P65Warnings.ca.gov



BRASS SCH 40 SEAMLESS

FITTINGS AND NIPPLES



3/8"-18

3/8" DIAMETER SCH 40 SEAMLESS

PART #	LENGTH	BOX/CASE	APPROX. WT. LBS.	LIST
40040	Close (1")	25/400	0.05	---
40041	x 1-1/2"	25/400	0.08	---
40042	x 2"	25/400	0.10	---
40043	x 2-1/2"	25/400	0.13	---
40044	x 3"	25/400	0.16	---
40045	x 3-1/2"	25/400	0.18	---
40046	x 4"	25/400	0.21	---
40047	x 4-1/2"	25/300	0.23	---
40048	x 5"	25/300	0.26	---
40049	x 5-1/2"	25/300	0.29	---
40050	x 6"	25/300	0.31	---
40051	x 7"	25/200	0.36	---
40052	x 8"	25/150	0.42	---
40054	x 10"	25/100	0.52	---
40056	x 12"	25/100	0.62	---

113RB



1/2" - 14

1/2" DIAMETER SCH 40 SEAMLESS

PART #	LENGTH	BOX/CASE	APPROX. WT. LBS.	LIST
40060	Close (1-1/8")	25/400	0.09	---
40061	x 1-1/2"	25/400	0.12	---
40062	x 2"	25/400	0.16	---
40063	x 2-1/2"	25/300	0.20	---
40064	x 3"	25/300	0.23	---
40065	x 3-1/2"	25/300	0.27	---
40066	x 4"	25/200	0.31	---
40067	x 4-1/2"	25/200	0.35	---
40068	x 5"	25/200	0.39	---
40069	x 5-1/2"	25/200	0.43	---
40070	x 6"	25/200	0.47	---
40071	x 7"	25/100	0.55	---
40072	x 8"	25/100	0.62	---
40073	x 9"	25/100	0.70	---
40074	x 10"	25/75	0.78	---
40075	x 11"	25/75	0.86	---
40076	x 12"	25/75	0.94	---
40079	x 24"			
40245	x 36"			

WARNING: This product can expose you to chemicals, including Nickel, which are known to the State of California to cause cancer. For more information, visit www.P65Warnings.ca.gov



BRASS SCH 40 SEAMLESS

FITTINGS AND NIPPLES




**LEAD
FREE**

3/4" - 14

3/4" DIAMETER SCH 40 SEAMLESS

PART #	LENGTH	BOX/CASE	APPROX. WT. LBS.	LIST
40080	Close (1- 3/8")	25/400	0.15	---
40081	x 1-1/2"	25/400	0.16	---
40082	x 2"	25/300	0.21	---
40083	x 2-1/2"	25/300	0.27	---
40084	x 3"	25/200	0.32	---
40085	x 3-1/2"	25/200	0.37	---
40086	x 4"	25/150	0.43	---
40087	x 4-1/2"	25/150	0.48	---
40088	x 5"	25/100	0.53	---
40089	x 5-1/2"	25/100	0.59	---
40090	x 6"	25/100	0.64	---
40091	x 7"	25/75	0.75	---
40092	x 8"	25/75	0.85	---
40093	x 9"	25/75	0.96	---
40094	x 10"	25/50	1.06	---
40095	x 11"	25/50	1.17	---
40096	x 12"	25/50	1.28	---
40097	x 18"	1/1	1.92	---
40098	x 24"	1/1	2.56	---
40099	x 36"	1/1	3.84	---

113RB



**LEAD
FREE**

1" - 11 1/2

1" DIAMETER SCH 40 SEAMLESS

PART #	LENGTH	BOX/CASE	APPROX. WT. LBS.	LIST
40100	Close (1-1/2")	25/200	0.23	---
40101	x 2"	25/200	0.30	---
40102	x 2-1/2"	25/150	0.38	---
40103	x 3"	25/150	0.45	---
40104	x 3-1/2"	25/100	0.53	---
40105	x 4"	25/100	0.60	---
40106	x 4-1/2"	25/100	0.68	---
40107	x 5"	25/75	0.75	---
40108	x 5-1/2"	25/75	0.83	---
40109	x 6"	25/50	0.94	---
40110	x 7"	25/50	1.05	---
40111	x 8"	25/50	1.20	---
40112	x 9"	25/50	1.35	---
40113	x 10"	25/50	1.50	---
40114	x 11"	25/50	1.65	---
40115	x 12"	20/40	1.80	---
40118	x 18"			
40119	x 24"			
40273	x 30"			
40262	x 36"			

WARNING: This product can expose you to chemicals, including Nickel, which are known to the State of California to cause cancer. For more information, visit www.P65Warnings.ca.gov

BRASS SCH 40 SEAMLESS

FITTINGS AND NIPPLES




**LEAD
FREE**

1 1/4" - 11 1/2"

1-1/4" DIAMETER SCH 40 SEAMLESS

PART #	LENGTH	BOX/CASE	APPROX. WT. LBS.	LIST
40120	Close (1-5/8")	25/100	0.36	---
40121	x 2"	25/100	0.44	---
40122	x 2-1/2"	25/100	0.56	---
40123	x 3"	25/100	0.67	---
40124	x 3-1/2"	25/100	0.78	---
40125	x 4"	25/50	0.89	---
40126	x 4-1/2"	25/50	1.00	---
40127	x 5"	25/50	1.11	---
40128	x 5-1/2"	25/50	1.22	---
40129	x 6"	25/50	1.33	---
40131	x 8"	25/50	1.78	---
40135	x 12"	25/50	2.67	---

113RB



**LEAD
FREE**

1-1/2" - 11 1/2"


1-1/2" DIAMETER SCH 40 SEAMLESS

PART #	LENGTH	BOX/CASE	APPROX. WT. LBS.	LIST
40140	Close (1-3/4")	25/100	0.46	---
40141	x 2"	25/100	0.53	---
40142	x 2-1/2"	25/50	0.66	---
40143	x 3"	25/50	0.79	---
40144	x 3-1/2"	25/50	0.93	---
40145	x 4"	25/50	1.06	---
40146	x 4-1/2"	25/50	1.19	---
40147	x 5"	20/40	1.32	---
40148	x 5-1/2"	20/40	1.46	---
40149	x 6"	20/40	1.59	---
40151	x 8"	20/40	2.12	---
40153	x 10"	20/40	2.65	---
40155	x 12"	1/15	3.18	---
40156	x 18"			
40158	x 24"			
40159	x 36"			

WARNING: This product can expose you to chemicals, including Nickel, which are known to the State of California to cause cancer. For more information, visit www.P65Warnings.ca.gov

BRASS SCH 40 SEAMLESS

FITTINGS AND NIPPLES




**LEAD
FREE**

2" - 11 1/2

2" DIAMETER SCH 40 SEAMLESS

PART #	LENGTH	BOX/CASE	APPROX. WT. LBS.	LIST
40160	Close (2")	25/50	0.69	---
40161	x 2-1/2"	25/50	0.86	---
40162	x 3"	25/50	1.03	---
40163	x 3-1/2"	25/50	1.20	---
40164	x 4"	1/25	1.37	---
40165	x 4-1/2"	1/25	1.54	---
40166	x 5"	1/25	1.72	---
40167	x 5-1/2"	1/25	1.89	---
40168	x 6"	1/25	2.06	---
40169	x 7"	1/20	2.40	---
40170	x 8"	1/18	2.74	---
40171	x 9"	1/18	3.09	---
40172	x 10"	1/18	3.43	---
40174	x 12"	1/14	4.12	---
40175	x 18"	1/1	6.18	---
40176	x 24"	1/1	8.24	---
40177	x 30"			
40178	x 36"	1/1	12.36	---
40179	x 48"	1/1	16.48	---
40276	x 60"			
40280	x 72"			

113RB



**LEAD
FREE**

2 1/2" - 8

2-1/2" DIAMETER SCH 40 SEAMLESS

PART #	LENGTH	BOX/CASE	APPROX. WT. LBS.	LIST
40180	Close (2-1/2")	1/36	1.26	---
40181	x 3"	1/36	1.51	---
40182	x 3-1/2"	1/30	1.76	---
40183	x 4"	1/30	2.02	---
40184	x 4-1/2"	1/30	2.27	---
40185	x 5"	1/20	2.52	---
40186	x 5-1/2"	1/20	2.77	---
40187	x 6"	1/20	3.03	---
40189	x 8"			
40193	x 12"			

See our Valve section for 2-1/2, 3 and 4" Valves

WARNING: This product can expose you to chemicals, including Nickel, which are known to the State of California to cause cancer. For more information, visit www.P65Warnings.ca.gov

BRASS SCH 40 SEAMLESS


FITTINGS AND NIPPLES



3" DIAMETER SCH 40 SEAMLESS

PART #	LENGTH	BOX/CASE	APPROX. WT. LBS.	LIST
40200	Close (2-5/8")	1/24	1.89	---
40201	x 3"	1/20	2.16	---
40202	x 3-1/2"	1/18	2.52	---
40203	x 4"	1/18	2.88	---
40205	x 5"	1/18	3.60	---
40206	x 5-1/2"	1/18	3.96	---
40207	x 6"	1/12	4.32	---
40209	x 8"	1/1	5.76	---
40211	x 10"			
40213	x 12"	1/1		---

113RB



4" DIAMETER SCH 40 SEAMLESS


PART #	LENGTH	BOX/CASE	APPROX. WT. LBS.	LIST
40220	Close (2-7/8)	1/20	2.40	---
40222	x 3-1/2"	1/10	3.18	---
40223	x 4"	1/10	3.71	---
40234	x 6"	1/5	6.36	---
40229	x 8"			
40233	x 12"			


WARNING: This product can expose you to chemicals, including Nickel, which are known to the State of California to cause cancer. For more information, visit www.P65Warnings.ca.gov

CHROME PLATED


FITTINGS AND NIPPLES

113CP



3/8" DIAMETER CHROME PLATED

PART #	LENGTH	BOX/CASE	APPROX. WT. LBS.	LIST
41040	X Close	5/25	0.05	---
41041	x 1-1/2"	5/25	0.08	---
41042	x 2"	5/25	0.10	---
41043	x 2-1/2"	5/25	0.13	---
41044	x 3"	5/25	0.16	---
41045	x 3-1/2"	5/25	0.18	---
41046	x 4"	5/25	0.21	---
41047	x 4-1/2"	5/25	0.23	---
41048	x 5"	5/25	0.26	---
41049	x 5-1/2"	5/25	0.29	---
41050	x 6"	5/25	0.31	---
41054	x 10"	1/1	0.52	---



1/2" DIAMETER CHROME PLATED

PART #	LENGTH	BOX/CASE	APPROX. WT. LBS.	LIST
41060	X Close	5/25	0.09	---
41061	x 1-1/2"	5/25	0.12	---
41062	x 2"	5/25	0.16	---
41063	x 2-1/2"	5/25	0.20	---
41064	x 3"	5/25	0.23	---
41065	x 3-1/2"	5/25	0.27	---
41066	x 4"	5/25	0.31	---
41067	x 4-1/2"	5/25	0.35	---
41068	x 5"	5/25	0.39	---
41069	x 5-1/2"	5/25	0.43	---
41070	x 6"	5/25	0.47	---
41072	x 8"			
41074	x 10"	1/1	0.78	---
41076	x 12"	1/1	0.94	---

WARNING: This product can expose you to chemicals, including Nickel, which are known to the State of California to cause cancer. For more information, visit www.P65Warnings.ca.gov

BRONZE FITTINGS

FITTINGS AND NIPPLES



UL842, UL258, UL125,FM

BRONZE FITTINGS



CLASS 125 (150) FOR STEAM, WATER, GAS, OIL AND AIR SERVICE STANDARD SPECIFICATIONS

Materials - ASTM B62-93 (85,5,5,5) C83600

Dimensions - ANSI B 16.15

Threads - ANSI B2.1 or BA 21 and Fed. WW-P-460C, MSS-SP-106, ANSI/ASME B1.20.1

- UL/ FM Approved
- ISO 9001:2000
- Not Lead Free
- RoHS Compliant

Bronze threaded fittings are manufactured from smooth-cored castings, designed to provide full flow with minimum restriction. All threads are accurately machined and gauged to ensure a perfect fit with the pipe. All fittings are individually tested under water to ensure quality. Bronze provides a tighter seal and is easier to install than other metals. Can be used for water, plumbing, heating, pneumatic and marine applications, able to resist the harmful effects of corrosion when coming into contact with salt water or fresh water polluted with mineral acids or peaty soils.

LEAD FREE BRASS FITTINGS

**LEAD
FREE**

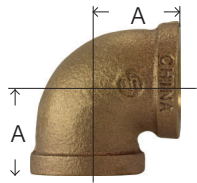


- Approved to ANSI/NSF 61-4 California AB 1953
- Meets Federal State Drinking Water Act, Lead Free Requirement
- Brass fittings conform to AWWA C800
- Brass castings conform to ASTM B584, UNS Alloy C8933
- Brass fittings dimensions conform to ASME B16.15
- NPT threads on all fittings conform to ASME B1.20.1
- Brass unions conform to specification A-A-59617
- Manufacturing facilities are ISO 9001:2008

WARNING: This product can expose you to chemicals, including Nickel, which are known to the State of California to cause cancer. For more information, visit www.P65Warnings.ca.gov

BRONZE/ LEAD FREE BRONZE

FITTINGS AND NIPPLES



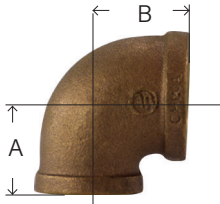
100RB

738100



90° ELBOWS

PART #	LIST	BOX/CASE	SIZE	PART #	LIST
44100	---	50/600	1/8"	44100LF	---
44101	---	35/420	1/4"	44101LF	---
44102	---	90/360	3/8"	44102LF	---
44103	---	50/200	1/2"	44103LF	---
44104	---	35/105	3/4"	44104LF	---
44105	---	20/60	1"	44105LF	---
44106	---	20/40	1-1/4"	44106LF	---
44107	---	15/30	1-1/2"	44107LF	---
44108	---	8/16	2"	44108LF	---
44109	---	1/12	2-1/2"	44109LF	---
44110	---	1/4	3"	44110LF	---



100RRB

738105



90° REDUCING ELBOWS

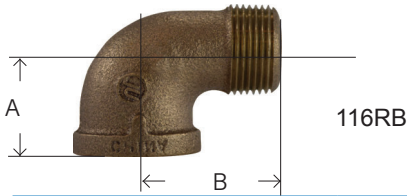
PART #	LIST	BOX/CASE	SIZE	PART #	LIST
	---	60/240	1/2 x 1/4	44123LF	---
44124	---	60/240	1/2 x 3/8	44124LF	---
44127	---		3/4 x 1/2	44127LF	---
			1 x 1/2	44130LF	---
44131	---	50/100	1 x 3/4	44131LF	---
44134	---	25/50	1 1/4 x 1	44134LF	---
44137	---	10/40	1 1/2 x 1	44137LF	---
			1 1/2 x 1 1/4	44138LF	---
			2 x 1 1/2	44142LF	---
			2 1/2 x 2	44146LF	---

WARNING: This product can expose you to chemicals, including Nickel, which are known to the State of California to cause cancer. For more information, visit www.P65Warnings.ca.gov

FITTINGS & NIPPLES

BRONZE/ LEAD FREE BRONZE

FITTINGS AND NIPPLES



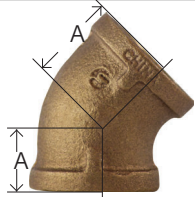
738116

LEAD FREE



90° STREET ELLS

PART #	LIST	BOX/CASE	SIZE	PART #	LIST
44160	---	60/720	1/8"	44160LF	---
44161	---	35/420	1/4"	44161LF	---
44162	---	60/240	3/8"	44162LF	---
44163	---	60/180	1/2"	44163LF	---
44164	---	35/105	3/4"	44164LF	---
44165	---	45/90	1"	44165LF	---
44166	---	25/50	1-1/4"	44166LF	---
44167	---	9/27	1-1/2"	44167LF	---
44168	---	8/16	2"	44168LF	---
44169	---	5/10	2-1/2"	44169LF	---
44170	---	1/8	3"	44170LF	---



10045RB

738107

LEAD FREE



45° ELBOWS

PART #	LIST	BOX/CASE	SIZE	PART #	LIST
44180	---	50/600	1/8"	44180LF	---
44181	---	30/360	1/4"	44181LF	---
44182	---	75/300	3/8"	44182LF	---
44183	---	50/200	1/2"	44183LF	---
44184	---	40/120	3/4"	44184LF	---
44185	---	20/60	1"	44185LF	---
44186	---	20/40	1-1/4"	44186LF	---
44187	---	10/30	1-1/2"	44187LF	---
44188	---	12/24	2"	44188LF	---
44189	---	1/12	2-1/2"	44189LF	---
44190	---	1/10	3"	44190LF	---

DROP EAR ELBOWS




• LEAD FREE BRONZE



• LEAD FREE BRASS



• LEAD FREE BRASS



• LEAD FREE BRONZE

PART #	SWT X FIP	LIST PRICE
44840LF	1/2 x 1/2 Bronze	---
44841LF	1/2 x 1/2 Brass	---
44842LF	3/4 x 1/2 Brass	---
44843LF	3/4 x 3/4 Brass	---

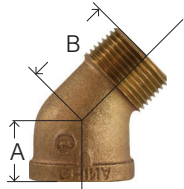
PART #	SWT X SWT	LIST PRICE
44844LF	1/2 x 1/2	---

PART #	PEX X FIP	LIST PRICE
44845LF	1/2 x 1/2	---

WARNING: This product can expose you to chemicals, including Nickel, which are known to the State of California to cause cancer. For more information, visit www.P65Warnings.ca.gov

BRONZE/ LEAD FREE BRONZE

FITTINGS AND NIPPLES




124RB

738124



45° STREET ELBOWS

PART #	LIST	BOX/CASE	SIZE	PART #	LIST
44200	---	70/840	1/8"	44200LF	
44201	---	100/400	1/4"	44201LF	---
44202	---	100/400	3/8"	44202LF	---
44203	---	75/225	1/2"	44203LF	---
44204	---	40/120	3/4"	44204LF	---
44205	---	25/75	1"	44205LF	---
44206	---	10/40	1-1/4"	44206LF	---
44207	---	10/30	1-1/2"	44207LF	---
44208	---	12/24	2"	44208LF	---



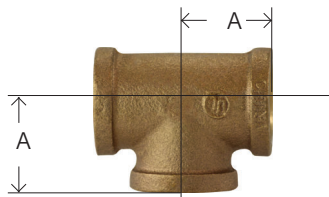
102RB

738102



CROSSES

PART #	LIST	BOX/CASE	SIZE	PART #	LIST
44391	---	60/240	1/4"	44391LF	---
44392	---	50/150	3/8"	44392LF	---
44393	---	30/90	1/2"	44393LF	---
44394	---	20/60	3/4"	44394LF	---
44395	---	15/30	1"	44395LF	---
44396	---	10/20	1-1/4"	44396LF	---
44397	---	8/16	1-1/2"	44397LF	---
44398	---	5/10	2"	44398LF	---



101RB



TEES

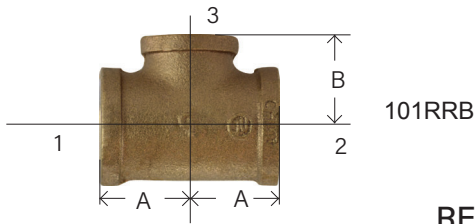
PART #	LIST	BOX/CASE	SIZE	PART #	LIST
44250	---	120/480	1/8"	44250LF	---
44251	---	75/300	1/4"	44251LF	---
44252	---	45/180	3/8"	44252LF	---
44253	---	40/120	1/2"	44253LF	---
44254	---	35/70	3/4"	44254LF	---
44255	---	20/40	1"	44255LF	---
44256	---	14/28	1-1/4"	44256LF	---
44257	---	12/24	1-1/2"	44257LF	---
44258	---	8/16	2"	44258LF	---
44259	---	1/6	2-1/2"	44259LF	---
44260	---	1/6	3"	44260LF	---
			4"	44261LF	---

WARNING: This product can expose you to chemicals, including Nickel, which are known to the State of California to cause cancer. For more information, visit www.P65Warnings.ca.gov

BRONZE/ LEAD FREE BRONZE

FITTINGS AND NIPPLES

FITTINGS & NIPPLES



738106




REDUCING TEES REDUCING ON THE BRANCH

PART #	LIST	BOX/CASE	SIZE 1 X 2 X 3	PART #	LIST
44276	---	40/160	1/2 x 1/2 x 1/4	44276LF	---
44280	---	40/160	1/2 x 1/2 x 3/4	44280LF	---
44287	---		3/4 x 1/2 x 1/2	44287LF	---
44288			3/4 x 1/2 x 3/4	44288LF	---
44282	---	25/100	3/4 x 3/4 x 1/4	44282LF	---
44283	---	25/100	3/4 x 3/4 x 3/8	44283LF	
44286	---	20/80	3/4 x 3/4 x 1/2	44286LF	---
44296	---		1 x 3/4 x 3/4	44296LF	---
			1 x 3/4 x 1	44297LF	---
			1 x 1 x 1/4	44268LF	---
44291	---	15/60	1 x 1 x 1/2	44291LF	---
44298	---	12/48	1 x 1 x 3/4	44298LF	---
44299	---		1 x 1 x 1-1/2		
			1-1/4 x 1-1/2 x 1-1/4	44314LF	---
	---	20/40	1-1/4 x 1-1/4 x 1/2	44301LF	---
44303	---	20/40	1-1/4 x 1-1/4 x 3/4	44303LF	---
44306	---	20/40	1-1/4 x 1-1/4 x 1	44306LF	---
			1-1/2 x 1-1/2 x 3/4	44316LF	---
			1-1/2 x 1-1/2 x 1	44318LF	---
			1-1/2 x 1-1/2 x 1-1/4	44322LF	---
			2 x 2 x 1/2	44327LF	---
			2 x 2 x 3/4	44328LF	---
			2 x 2 x 1	44330LF	---
			2 x 2 x 1-1/2	44336LF	---
			3 x 3 x 2	44351LF	---

WARNING: This product can expose you to chemicals, including Nickel, which are known to the State of California to cause cancer.
 For more information, visit www.P65Warnings.ca.gov

BRONZE/ LEAD FREE BRONZE

FITTINGS AND NIPPLES



103RB

738103

COUPLINGS



PART #	LIST	BOX/CASE	SIZE	PART #	LIST
44410	---	70/840	1/8"	44410LF	---
44411	---	40/480	1/4"	44411LF	---
44412	---	40/480	3/8"	44412LF	---
44413	---	60/240	1/2"	44413LF	---
44414	---	50/150	3/4"	44414LF	---
44415	---	25/100	1"	44415LF	---
44416	---	16/64	1-1/4"	44416LF	---
44417	---	18/36	1-1/2"	44417LF	---
44418	---	12/24	2"	44418LF	---
44419	---	1	2-1/2"	44419LF	---
44420	---	1	3"	44420LF	---
			4"	44421LF	---



119RB

738119

REDUCING COUPLINGS



PART #	LIST	BOX/CASE	SIZE	PART #	LIST
44430	---	70/840	1/4" x 1/8"	44430LF	---
44431	---	35/420	3/8" x 1/8"	44431LF	---
44432	---	30/360	3/8" x 1/4"	44432LF	---
44433	---	75/300	1/2" x 1/8"	44433LF	---
44434	---	75/300	1/2" x 1/4"	44434LF	---
44435	---	60/240	1/2" x 3/8"	44435LF	---
44436	---	45/180	3/4" x 1/4"	44436LF	---
44437	---	45/180	3/4" x 3/8"	44437LF	---
44438	---	60/180	3/4" x 1/2"	44438LF	---
44440	---	30/120	1" x 3/8"	44440LF	---
44441	---	30/120	1" x 1/2"	44441LF	---
44442	---	25/100	1" x 3/4"	44442LF	---
44445	---	25/75	1-1/4" x 3/4"	44445LF	---
44446	---	15/60	1-1/4" x 1"	44446LF	---
44447	---	20/60	1-1/2" x 1/2"	44447LF	---
44448	---	15/60	1-1/2" x 3/4"	44448LF	---
44449	---	25/50	1-1/2" x 1"	44449LF	---
44450	---	12/48	1-1/2" x 1-1/4"	44450LF	---
44451	---	12/36	2" x 3/4"	44451LF	---
44452	---	12/36	2" x 1"	44452LF	---
44453	---	9/27	2" x 1-1/4"	44453LF	---
44454	---	9/27	2" x 1-1/2"	44454LF	---
44462	---	1	2-1/2" x 2"	44462LF	---
44456	---	1	3" x 2"	44456LF	---
		1	3" x 2-1/2"	44463LF	---

WARNING: This product can expose you to chemicals, including Nickel, which are known to the State of California to cause cancer. For more information, visit www.P65Warnings.ca.gov

FITTINGS & NIPPLES

BRONZE/ LEAD FREE BRONZE

FITTINGS AND NIPPLES



108RB

738108



CAPS

PART #	LIST	BOX/CASE	SIZE	PART #	LIST
44470	---	80/160	1/8"	44470LF	---
44471	---	80/960	1/4"	44471LF	---
44472	---	60/720	3/8"	44472LF	---
44473	---	75/300	1/2"	44473LF	---
44474	---	40/160	3/4"	44474LF	---
44475	---	25/100	1"	44475LF	---
44476	---	20/80	1-1/4"	44476LF	---
44477	---	18/54	1-1/2"	44477LF	---
44478	---	12/36	2"	44478LF	---
	---		2-1/2"	44479LF	---
44480	---	1	3"	44480LF	---



104RB

738104



UNIONS

PART #	LIST	BOX/CASE	SIZE	PART #	LIST
44600	---	40/160	1/8"	44600LF	---
44601	---	40/160	1/4"	44601LF	---
44602	---	40/160	3/8"	44602LF	---
44603	---	50/100	1/2"	44603LF	---
44604	---	35/70	3/4"	44604LF	---
44605	---	20/40	1"	44605LF	---
44606	---	15/30	1-1/4"	44606LF	---
44607	---	10/20	1-1/2"	44607LF	---
44608	---	6/12	2"	44608LF	---
44609	---	4/8	2-1/2"	44609LF	---
44610	---	4/8	3"	44610LF	---

WARNING: This product can expose you to chemicals, including Nickel, which are known to the State of California to cause cancer. For more information, visit www.P65Warnings.ca.gov



BRONZE/ LEAD FREE BRONZE

FITTINGS AND NIPPLES



Hex
110RB

738110



HEX BUSHINGS

PART #	LIST	BOX/CASE	SIZE	PART #	LIST
44500	---	120/1440	1/4" x 1/8"	44500LF	---
44501	---	75/900	3/8" x 1/8"	44501LF	---
44502	---	75/900	3/8" x 1/4"	44502LF	---
44503	---	150/600	1/2" x 1/8"	44503LF	---
44504	---	150/600	1/2" x 1/4"	44504LF	---
44505	---	150/600	1/2" x 3/8"	44505LF	---
44506	---	75/300	3/4" x 1/8"	44506LF	---
44507	---	75/300	3/4" x 1/4"	44507LF	---
44508	---	75/300	3/4" x 3/8"	44508LF	---
44509	---	75/300	3/4" x 1/2"	44509LF	---
44510*	---	50/200	1" x 1/4"	44510LF*	---
44511*	---	50/200	1" x 3/8"	44511LF	---
44512	---	50/200	1" x 1/2"	44512LF	---
44513	---	50/200	1" x 3/4"	44513LF	---
44514	---	30/120	1-1/4" x 1/4"	44514LF	---
44515	---	30/120	1-1/4" x 3/8"		---
44516*	---	30/120	1-1/4" x 1/2"	44516LF	---
44517	---	30/120	1-1/4" x 3/4"	44517LF	---
44518	---	30/120	1-1/4" x 1"	44518LF	---
44519	---	25/75	1-1/2" x 1/4"		---
44520	---	25/75	1-1/2" x 3/8"		---
44521*	---	25/75	1-1/2" x 1/2"	44521LF*	---
44522*	---	25/75	1-1/2" x 3/4"	44522LF*	---
44523	---	25/75	1-1/2" x 1"	44523LF	---
44524	---	25/75	1-1/2" x 1-1/4"	44524LF	---
44527*	---	20/60	2" x 1/2"	44527LF	---
44528*	---	20/60	2" x 3/4"	44528LF	---
44529*	---	20/60	2" x 1"	44529LF*	---
44530	---	20/60	2" x 1-1/4"	44530LF	---
44531	---	20/60	2" x 1-1/2"	44531LF	---
44532	---	15/30	2-1/2" x 1"		---
44534	---	15/30	2-1/2" x 1-1/2"	44534LF	---
44535	---	15/30	2-1/2" x 2"	44535LF	---
44537	---	12/24	3" x 1-1/2"	44537LF	---
44538	---	12/24	3" x 2"	44538LF	---
44539	---	12/24	3" x 2-1/2"	44539LF	---
44543	---	12/24	4" x 3"	44543LF	---

* INSIDE HEX




WARNING: This product can expose you to chemicals, including Nickel, which are known to the State of California to cause cancer. For more information, visit www.P65Warnings.ca.gov

FITTINGS & NIPPLES


BRONZE/ LEAD FREE BRONZE

FITTINGS AND NIPPLES



109RB

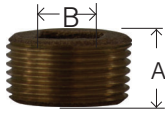
738109



CORED SQUARE HEAD PLUGS

PART #	LIST	BOX/CASE	SIZE	PART #	LIST
44650*	---	300/3600	1/8"	44650LF	---
44651*	---	150/1800	1/4"	44651LF	---
44652*	---	100/1200	3/8"	44652LF	---
44653	---	50/600	1/2"	44653LF	---
44654	---	30/360	3/4"	44654LF	---
44655	---	20/240	1"	44655LF	---
44656	---	40/120	1-1/4"	44656LF	---
44657	---	30/90	1-1/2"	44657LF	---
44658	---	20/60	2"	44658LF	---
44660	---	16/32	3"		---

* solid



109ALRB


SQUARE DRIVE

738115

BRONZE COUNTERSUNK PLUGS



PART #	LIST	SIZE	BOX/CASE	PART #	LIST
44633	---	1/2"	120/1440		
44634	---	3/4"	70/840	44634LF	---
44635	---	1"	20/240		---
44636	---	1-1/4"	40/120		---
44637	---	1-1/2"	30/90		---
44638	---	2"	20/60		---

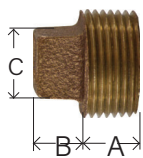


• Straight Thread

111RB

HEX LOCKNUTS

PART #	LIST	BOX/CASE	SIZE
44701	---	90/540	1/4"
44703	---	90/360	1/2"
44704	---	90/360	3/4"
44705	---	50/150	1"



109SRB

738114

SOLID SQUARE HEAD PLUGS




PART #	LIST	SIZE	BOX/CASE	PART #	LIST
44670	---	1/8"	400/4800	44670LF	---
44671	---	1/4"	150/1800	44671LF	---
44672	---	3/8"	120/1440	44672LF	---
44673	---	1/2"	50/600	44673LF	---
44674	---	3/4"	35/420	44674LF	---
44675	---	1"	20/240	44675LF	---
44676	---	1-1/4"	30/120	44676LF	---
44677	---	1-1/2"	30/90	44677LF	---
44678	---	2"	10/60	44678LF	---
		4"			

WARNING: This product can expose you to chemicals, including Nickel, which are known to the State of California to cause cancer. For more information, visit www.P65Warnings.ca.gov

BRONZE/ LEAD FREE BRONZE


FITTINGS AND NIPPLES

HEX NIPPLES



PART #	LIST	SIZE	BOX/CASE
44720	---	1/8"	400/4800
44721	---	1/4"	150/1800
44722		3/8"	120/1440
44723	---	1/2"	240/480
44724	---	3/4"	80/320
44725	---	1"	50/150
44726	---	1-1/4"	50/100
44727	---	1-1/2"	35/70
44728	---	2"	20/40

REDUCING HEX NIPPLES



PART #	LIST	SIZE	BOX/CASE
44740	---	1/4" x 1/8"	1/1
44742	---	1/2" x 3/8"	1/1
44753	---	1-1/2" x 1-1/4"	1/1

FLANGE THREADED COMPANION LEAD-FREE



PART #	LIST	THREAD X OD	STD. PACK.	WT. PER 100
44791LF	---	3/4" x 3-7/8"	1	124
44792LF	---	1" x 4-1/4"	1	168
44794LF	---	1-1/2" x 5"	1	251
44795LF	---	2" x 6"	1	454
44796LF	---	2-1/2" x 7"	1	673
44797LF	---	3" x 7-1/2"	1	864
44798LF	---	4" x 9"	1	1227

WARNING: This product can expose you to chemicals, including Nickel, which are known to the State of California to cause cancer. For more information, visit www.P65Warnings.ca.gov

FITTINGS & NIPPLES

LEAD FREE WATER METER FLANGES

FITTINGS AND NIPPLES

LEAD FREE OVAL WATER METER FLANGE OVAL



PART#	SIZE	CASE	LIST PRICE
970207	1-1/2"	32	---
970208	2"	48	---

LEAD FREE OVAL WATER METER KIT

W/ BOLT & NUT STAINLESS STEEL



NO	PART	MATERIALS	QTY	WATER CONTACT
1	BOLT	SS 304	4	N
2	FLANGE	BRASS LEAD FREE	2	Y
3	PACKING	RUBBER	2	Y
4	NUT	SS 304	4	N

PART#	SIZE	CASE	LIST PRICE
970227	1-1/2"	32	---
970228	2"	48	---

LEAD FREE OVAL METER FLANGE KIT

W/ BOLT & NUT STAINLESS STEEL (NO LEAD)



NO	PART	MATERIALS	QTY	WATER CONTACT
1	BOLT	SS 304	2	N
2	FLANGE	BRASS LEAD FREE	1	Y
3	PACKING	RUBBER	1	Y
4	NUT	SS 304	2	N

PART#	SIZE	CASE	LIST PRICE
970217	1-1/2"	12	---
970218	2"	10	---

LEAD FREE BRASS METER COUPLING



PART#	SIZE	CASE	LIST PRICE
970253	1/2"	100	---
970254	3/4"	100	---
970255	1"	80	---
970257	1-1/2"	24	---
970258	2"	24	---

WARNING: This product can expose you to chemicals, including Nickel, which are known to the State of California to cause cancer. For more information, visit www.P65Warnings.ca.gov



LEAD FREE NPI WATER SERVICE FITTINGS

FITTINGS AND NIPPLES

NPI WATER SERVICE FITTINGS

PACK JOINT FOR FIP THREAD TO PEP LEAD-FREE



**LEAD
FREE**

PART #	FIP	PEP	LIST PRICE
9661212PEPLF	3/4"	3/4"	---
9661216PEPLF	3/4"	1"	---
9661616PEPLF	1"	1"	---

PACK JOINT FOR MIP THREAD TO PEP LEAD-FREE



**LEAD
FREE**

PART #	MIP	PEP	LIST PRICE
9681212PEPLF	3/4"	3/4"	---
9681216PEPLF	3/4"	1"	---
9681616PEPLF	1"	1"	---

PACK JOINT FOR FIP THREAD TO FLARE COPPER LEAD-FREE



**LEAD
FREE**

PART #	FIP	FLARE	LIST PRICE
9661212FLLF	3/4"	3/4"	---
9661612FLLF	1"	3/4"	---
9661616FLLF	1"	1"	---
9662020FLLF	1-1/4"	1-1/4"	---
9662424FLLF	1-1/2"	1-1/2"	---
9663232FLLF	2"	2"	---

PACK JOINT FOR MIP THREAD TO FLARE COPPER LEAD-FREE



**LEAD
FREE**

PART #	MIP	FLARE	LIST PRICE
9681212FLLF	3/4"	3/4"	---
9681216FLLF	3/4"	1"	---
9681612FLLF	1"	3/4"	---
9681616FLLF	1"	1"	---
9682020FLLF	1-1/4"	1-1/4"	---
9682424FLLF	1-1/2"	1-1/2"	---
9683232FLLF	2"	2"	---

WARNING: This product can expose you to chemicals, including Nickel, which are known to the State of California to cause cancer. For more information, visit www.P65Warnings.ca.gov

LEAD FREE NPI WATER SERVICE FITTINGS


FITTINGS AND NIPPLES

PACK JOINT FOR FLARE COPPER TO FLARE COPPER LEAD-FREE




PART #	FLARE	FLARE	LIST PRICE
9621212FLLF	3/4"	3/4"	---
9621216FLLF	3/4"	1"	---
9621616FLLF	1"	1"	---
9622020FLLF	1-1/4"	1-1/4"	---
9622424FLLF	1-1/2"	1-1/2"	---
9623232FLLF	2"	2"	---

PACK JOINT FOR FLARE COPPER TEE LEAD-FREE



PART #	FLARE 1	FLARE 2	FLARE 3	LIST
964121212FLLF	3/4"	3/4"	3/4"	---
964121216FLLF	3/4"	3/4"	1"	---
964161616FLLF	1"	1"	1"	---

PACK JOINT FOR MIP TO COPPER OR PLASTIC TUBING LEAD-FREE



PART #	MIP	CTS	LIST PRICE
9691212CTSLF	3/4"	3/4"	---
9691616CTSLF	1"	1"	---

PACK JOINT FOR FLARE COPPER TO FLARE COPPER ELBOW LEAD-FREE



PART #	FLARE	FLARE	LIST PRICE
9651212FLLF	3/4"	3/4"	---
9651616FLLF	1"	1"	---

WARNING: This product can expose you to chemicals, including Nickel, which are known to the State of California to cause cancer. For more information, visit www.P65Warnings.ca.gov

LEAD FREE NPI WATER SERVICE FITTINGS

FITTINGS AND NIPPLES

PACK JOINT FOR CTS TO CTS CONNECTIONS

**LEAD
FREE**



PART #	CTS	CTS	LIST PRICE
9621212LF	3/4"	3/4"	---
9621216LF	3/4"	1"	---
9621616LF	1"	1"	---
9621620LF	1"	1-1/4"	---
9621624LF	1"	1-1/2"	---
9622020LF	1-1/4"	1-1/4"	---
9622424LF	1-1/2"	1-1/2"	---
9623232LF	2"	2"	---

PACK JOINT FOR MIP TO CTS CONNECTIONS

**LEAD
FREE**



PART #	MIP	CTS	LIST PRICE
9681212LF	3/4"	3/4"	---
9681216LF	3/4"	1"	---
9681612LF	1"	3/4"	---
9681616LF	1"	1"	---
9681620LF	1"	1-1/4"	---
9682020LF	1-1/4"	1-1/4"	---
9682424LF	1-1/2"	1-1/2"	---
9683232LF	2"	2"	---

PACK JOINT FOR FIP TO CTS CONNECTIONS

**LEAD
FREE**



PART #	FIP	CTS	LIST PRICE
9661212LF	3/4"	3/4"	---
9661612LF	1"	3/4"	---
9661616LF	1"	1"	---
9662020LF	1-1/4"	1-1/4"	---
9662424LF	1-1/2"	1-1/2"	---
9663232LF	2"	2"	---

PACK JOINT FOR CTS TO FLARE CONNECTIONS

**LEAD
FREE**



PART #	CTS	FLARE	LIST PRICE
9621212FLCTSFL	3/4"	3/4"	---

WARNING: This product can expose you to chemicals, including Nickel, which are known to the State of California to cause cancer. For more information, visit www.P65Warnings.ca.gov



LEAD FREE NPI WATER SERVICE FITTINGS

FITTINGS AND NIPPLES

PACK JOINT FOR PEP TO PEP CONNECTIONS



PART #	PEP	PEP	LIST PRICE
9631215LF	3/4"	3/4"	---
9631618LF	1"	1"	---

PACK JOINT FOR CTS TO PEP CONNECTIONS




PART #	CTS	PEP	LIST PRICE
9631212LF	3/4"	3/4"	---
9631216LF	3/4"	1"	---
9631612LF	1"	3/4"	---

PACK JOINT FOR MIP TO EXTRA STRONG LEAD CONNECTIONS



PART #	MIP	XS OR AA	LIST PRICE
9681212ESLF	3/4"	3/4"	---
9681616ESLF	1"	1"	---

PACK JOINT FOR CTS TEE CONNECTIONS




PART #	CTS (1)	CTS (2)	CTS (3)	LIST PRICE
9641212LF	3/4"	3/4"	3/4"	---
9641216LF	3/4"	3/4"	1"	---
9641612LF	1"	1"	3/4"	---
9641616LF	1"	1"	1"	---

WARNING: This product can expose you to chemicals, including Nickel, which are known to the State of California to cause cancer. For more information, visit www.P65Warnings.ca.gov

LEAD FREE NPI WATER SERVICE FITTINGS


FITTINGS AND NIPPLES

PACK JOINT FOR MIP TO CTS TEE CONNECTIONS



PART #	MIP (1)	CTS (2)	MIP (3)	LIST PRICE
972121212LF	3/4"	3/4"	3/4"	---
972121216LF	3/4"	3/4"	1"	---
972161616LF	1"	1"	1"	---

PACK JOINT FOR FIP TO CTS TEE CONNECTIONS



PART #	FIP (1)	CTS (2)	FIP (3)	LIST PRICE
978121212LF	3/4"	3/4"	3/4"	---
978121216LF	3/4"	3/4"	1"	---
978161616LF	1"	1"	1"	---

PACK JOINT FOR PEP ELBOW CONNECTIONS



PART #	PEP	PEP	LIST PRICE
9651212PEPLF	3/4"	3/4"	---

PACK JOINT FOR CTS ELBOW CONNECTIONS



PART #	CTS	CTS	LIST PRICE
9651213LF	3/4"	3/4"	---
9651616LF	1"	1"	---

PACK JOINT FOR CTS TO PEP ELBOW CONNECTIONS



PART #	CTS	PEP	LIST PRICE
9651212CPELF	3/4"	3/4"	---

WARNING: This product can expose you to chemicals, including Nickel, which are known to the State of California to cause cancer. For more information, visit www.P65Warnings.ca.gov

CHROME PLATED BRONZE FITTINGS

FITTINGS AND NIPPLES

90° ELBOW



781100



PART #	SIZE	LIST
45102LF	3/8"	---
45103LF	1/2"	---
45104LF	3/4"	---
45105LF	1"	---

COUPLING



781103



PART #	SIZE	LIST
45412LF	3/8"	---
45413LF	1/2"	---

90° ELBOW



81100

PART #	SIZE	LIST
45102	3/8"	---
45103	1/2"	---
45104	3/4"	---
45105	1"	---

90° STREET ELLS



81116

PART #	SIZE	LIST
45162	3/8"	---
45163	1/2"	---
45164	3/4"	---
45165	1"	---

COUPLINGS



81103

PART #	SIZE	LIST
45412	3/8"	---
45413	1/2"	---
45414	3/4"	---
45435	1/2" x 3/8"	---

CAPS



81108

PART #	SIZE	LIST
45473	1/2"	---

PLUGS



PART #	SIZE	LIST
45652	3/8"	---
45653	1/2"	---

WARNING: This product can expose you to chemicals, including Nickel, which are known to the State of California to cause cancer. For more information, visit www.P65Warnings.ca.gov

SCH 40 & SCH 80 304/316 STAINLESS STEEL NIPPLES

FITTINGS AND NIPPLES

STAINLESS STEEL NIPPLES



SCHEDULE 40 WELDED

Stainless steel pipe nipples are manufactured from stainless steel pipe that conforms to specification ASTM A312/ SA312.

All stainless steel nipples conform to specification ASTM A733. Threads conform to the requirements of ANSI B1.20.1.

304

The basic alloy. Type 304 (18-8) is an austenitic steel possessing a minimum of 18% chromium and 8% nickel, combined with a maximum of 0.08% carbon. It is a nonmagnetic steel which cannot be hardened by heat treatment, but instead, must be cold worked to obtain higher tensile strengths.

Because of its ability to withstand the corrosive action of various acids found in fruits, meats, milk, and vegetables,

Type 304 is especially suited for all types of dairy equipment piping and valves, the brewing industry, the citrus and fruit juice industry, and in food processing applications. Also used for the dye tanks, pipelines buckets, dippers, etc. that come in contact with the lormic, acetic, and other organic acids used in the dyeing industry.

In the marine environment, because of its slightly higher strength and wear resistance than type 316 it is also used for nuts, bolts, screws, and other fasteners. It is also used for springs, cogs, and other components where both wear and corrosion resistance is needed.

SCHEDULE 80 SEAMLESS

- Seamless For Unrestricted Flow
- Use With Air, Water, Oil, Natural Gas, Steam
- Fittings: Use Threaded Class 3000 High-Pressure Stainless Steel.

- ASTM A733
- ASTM A312
- ANSI/ ASME B1.20.1
- PSI 3000

316

For severe environments. Of course, there are many industrial processes that require a higher level of resistance to corrosion than Type 304 can offer. For these applications, Type 316 is the answer.

In type 316, the nickel content is increased slightly. What distinguishes Type 316 from Type 304 is the addition of molybdenum up to a maximum of 3%.

Molybdenum increases the corrosion resistance of this chromium-nickel alloy to withstand attack by many industrial chemicals and solvents, and, in particular, inhibits pitting caused by chlorides. As such, molybdenum is one of the single most useful alloying additives in the fight against corrosion.

Type 316 can withstand corrosive attack by sodium and calcium brines, hypochlorite solutions, phosphoric acid; and the sulfite liquors and sulfurous acids used in the paper pulp industry. This alloy, therefore, is specified for industrial equipment that handles the corrosive process chemicals used to produce inks, rayons, photographic chemicals, paper, textiles, bleaches, and rubber. Type 316 is also used extensively for surgical implants within the hostile environment of the body.

Type 316 is the main stainless used in the marine environment, with the exception of fasteners and other items where strength and wear resistance are needed, then Type 304 (18-8) is typically used.

WARNING: This product can expose you to chemicals, including Nickel, which are known to the State of California to cause cancer. For more information, visit www.P65Warnings.ca.gov

FITTINGS & NIPPLES

SCH 40 STAINLESS STEEL NIPPLES

FITTINGS AND NIPPLES

#304

1/8" - 27

#316



1/8" DIAMETER
SCH 40 WELDED



PART # 304 S.S.	LIST PRICE	LENGTH	BOX	APPROX. WT. LBS.	PART # 316 S.S.	LIST PRICE
48001	---	X Close (3/4")	25	0.01	49001	---
48002	---	x 1-1/2"	25	0.03	49002	---
48003	---	x 2"	25	0.04	49003	---
48004	---	x 2-1/2"	25	0.05	49004	---
48005	---	x 3"	25	0.06	49005	---
48006	---	x 3-1/2"	25	0.07	49006	---
48007	---	x 4"	25	0.07	49007	---
48008	---	x 4-1/2"	25	0.09	49008	---
48009	---	x 5"	25	0.10	49009	---
48010	---	x 5-1/2"	25	0.11	49010	---
48011	---	x 6"	25	0.12	49011	---
48015	---	x 10"	1	0.19		
		x 12"	1	0.24	49017	---

1/4" - 18



1/4" DIAMETER
SCH 40 WELDED



PART # 304 S.S.	LIST PRICE	LENGTH	BOX	APPROX. WT. LBS.	PART # 316 S.S.	LIST PRICE
48020	---	X Close (7/8")	25	0.02	49020	---
48021	---	x 1-1/2"	25	0.04	49021	---
48022	---	x 2"	25	0.06	49022	---
48023	---	x 2-1/2"	25	0.07	49023	---
48024	---	x 3"	25	0.09	49024	---
48025	---	x 3-1/2"	25	0.11	49025	---
48026	---	x 4"	25	0.13	49026	---
48027	---	x 4-1/2"	25	0.14	49027	---
48028	---	x 5"	25	0.16	49028	---
48029	---	x 5-1/2"	25	0.18	49029	---
48030	---	x 6"	25	0.19	49030	---
48032	---	x 8"	1	0.25	49032	---
		x 9"	1	0.31	49033	---
48034	---	x 10"	1	0.35	49034	---
		x 11"	1	0.40	49035	---
48036	---	x 12"	1	0.44	49036	---

WARNING: This product can expose you to chemicals, including Nickel, which are known to the State of California to cause cancer. For more information, visit www.P65Warnings.ca.gov

SCH 40 STAINLESS STEEL NIPPLES

FITTINGS AND NIPPLES

#304



3/8"-18

#316



3/8" DIAMETER
SCH 40 WELDED

PART # 304 S.S.	LIST PRICE	LENGTH	BOX	APPROX. WT. LBS.	PART # 316 S.S.	LIST PRICE
48040	---	X Close (1")	25	0.03	49040	---
48041	---	x 1-1/2"	25	0.06	49041	---
48042	---	x 2"	25	0.07	49042	---
48043	---	x 2-1/2"	25	0.10	49043	---
48044	---	x 3"	25	0.12	49044	---
48045	---	x 3-1/2"	25	0.15	49045	---
48046	---	x 4"	25	0.17	49046	---
48047	---	x 4-1/2"	25	0.19	49047	---
48048	---	x 5"	25	0.22	49048	---
48049	---	x 5-1/2"	25	0.23	49049	---
48050	---	x 6"	25	0.26	49050	---
48052	---	x 8"	1	0.34	49052	---
48054	---	x 10"	1	0.43	49054	---



1/2" - 14



1/2" DIAMETER
SCH 40 WELDED

PART # 304 S.S.	LIST PRICE	LENGTH	BOX	APPROX. WT. LBS.	PART # 316 S.S.	LIST PRICE
48060	---	X Close 1-1/8"	25	0.05	49060	---
48061	---	x 1-1/2"	25	0.07	49061	---
48062	---	x 2"	25	0.10	49062	---
48063	---	x 2-1/2"	25	0.14	49063	---
48064	---	x 3"	25	0.18	49064	---
48065	---	x 3-1/2"	25	0.20	49065	---
48066	---	x 4"	25	0.25	49066	---
48067	---	x 4-1/2"	25	0.28	49067	---
48068	---	x 5"	25	0.31	49068	---
48069	---	x 5-1/2"	25	0.34	49069	---
48070	---	x 6"	25	0.39	49070	---
48071	---	x 7"	1	0.41		
48072	---	x 8"	1	0.52		---
48073	---	x 9"	1	0.54		
48074	---	10"	1	0.58		---
48075	---	x 11"	1	0.64		
48076	---	x 12"	1	0.69	49076	

WARNING: This product can expose you to chemicals, including Nickel, which are known to the State of California to cause cancer. For more information, visit www.P65Warnings.ca.gov

FITTINGS & NIPPLES

SCH 40 STAINLESS STEEL NIPPLES

FITTINGS AND NIPPLES

#304




3/4" - 14

#316




3/4" DIAMETER
SCH 40 WELDED

PART # 304 S.S.	LIST PRICE	LENGTH	BOX	APPROX. WT. LBS.	PART # 316 S.S.	LIST PRICE
48080	---	X Close (1-3/8")	25	0.08	49080	---
48081	---	x 1-1/2"	25	0.13	49081	---
48082	---	x 2"	25	0.14	49082	---
48083	---	x 2-1/2"	25	0.17	49083	---
48084	---	x 3"	25	0.22	49084	---
48085	---	x 3-1/2"	25	0.27	49085	---
48086	---	x 4"	25	0.32	49086	---
48087	---	x 4-1/2"	25	0.38	49087	---
48088	---	x 5"	25	0.40	49088	---
48089	---	x 5-1/2"	25	0.42	49089	---
48090	---	x 6"	25	0.48	49090	---
	---	x 7"	1	0.45	49091	
48092	---	x 8"	1	0.67	49092	---
48094	---	x 10"	1	0.94	49094	---
48096	---	x 12"	1	1.03	49096	



1" - 11 1/2



1" DIAMETER
SCH 40 WELDED

PART # 304 S.S.	LIST PRICE	LENGTH	BOX	APPROX. WT. LBS.	PART # 316 S.S.	LIST PRICE
48100	---	X Close (1-1/2")	25	0.13	49100	---
48101	---	x 2"	25	0.20	49101	---
48102	---	x 2-1/2"	25	0.25	49102	---
48103	---	x 3"	25	0.33	49103	---
48104	---	x 3-1/2"	25	0.40	49104	---
48105	---	x 4"	25	0.47	49105	---
48106	---	x 4-1/2"	25	0.53	49106	---
48107	---	x 5"	25	0.55	49107	---
48108	---	x 5-1/2"	25	0.60	49108	---
48109	---	x 6"	25	0.71	49109	---
48110	---	x 7"	1	0.57		---
48111	---	x 8"	1	1.02	49111	---
48113	---	x 10"	1	1.16	49113	---
48115	---	x 12"	1	1.31	49115	

WARNING: This product can expose you to chemicals, including Nickel, which are known to the State of California to cause cancer. For more information, visit www.P65Warnings.ca.gov



SCH 40 STAINLESS STEEL NIPPLES

FITTINGS AND NIPPLES



1 1/4" - 11 1/2"

1-1/4" DIAMETER
SCH 40 WELDED



PART # 304 S.S.	LIST PRICE	LENGTH	BOX	APPROX. WT. LBS.	PART # 316 S.S.	LIST PRICE
48120	---	X Close (1-5/8")	10	0.17	49120	---
48121	---	x 2"	10	0.23	49121	---
48122	---	x 2-1/2"	10	0.35	49122	---
48123	---	x 3"	10	0.46	49123	---
48124	---	x 3-1/2"	10	0.52	49124	---
48125	---	x 4"	10	0.65	49125	---
48126	---	x 4-1/2"	10	0.53	49126	---
48127	---	x 5"	10	0.60	49127	---
48128	---	x 5-1/2"	10	0.61	49128	---
48129	---	x 6"	10	0.71	49129	---
48131	---	x 8"	1	1.34		
48135	---	x 12"	1	1.54		



1-1/2" - 11 1/2"

1-1/2" DIAMETER
SCH 40 WELDED



PART # 304 S.S.	LIST PRICE	LENGTH	BOX	APPROX. WT. LBS.	PART # 316 S.S.	LIST PRICE
48140	---	X Close x 1-3/4"	10	0.25	49140	---
48141	---	x 2"	10	0.32	49141	---
48142	---	x 2-1/2"	10	0.41	49142	---
48143	---	x 3"	10	0.52	49143	---
48144	---	x 3-1/2"	10	0.62	49144	---
48145	---	x 4"	10	0.73	49145	---
48146	---	x 4-1/2"	10	0.86	49146	---
48147	---	x 5"	10	0.95	49147	---
48148	---	x 5-1/2"	10	1.01	49148	---
48149	---	x 6"	10	1.19	49149	---
48151	---	x 8"	1	1.63		---
48152	---	x 9"	1	1.88		---
48153	---	x 10"	1	2.28		---
48155	---	x 12"	1	2.43		---

WARNING: This product can expose you to chemicals, including Nickel, which are known to the State of California to cause cancer. For more information, visit www.P65Warnings.ca.gov

FITTINGS & NIPPLES

SCH 40 STAINLESS STEEL NIPPLES

FITTINGS AND NIPPLES




2" DIAMETER
SCH 40 WELDED



PART # 304 S.S.	LIST PRICE	LENGTH	BOX	APPROX. WT. LBS.	PART # 316 S.S.	LIST PRICE
48160	---	X Close (2")	10	0.37	49160	---
48161	---	x 2-1/2"	10	0.54	49161	---
48162	---	x 3"	10	0.65	49162	---
48163	---	x 3-1/2"	10	0.88	49163	---
48164	---	x 4"	10	1.02	49164	---
48165	---	x 4-1/2"	10	1.16	49165	---
48166	---	x 5"	10	1.29	49166	---
48167	---	x 5-1/2"	10	1.46	49167	---
48168	---	x 6"	10	1.57	49168	---
48170	---	x 8"	1	2.01	49170	---
48172	---	x 10"	1	2.69		
48174	---	x 12"	1	2.89	49174	

2-1/2" DIAMETER
SCH 40 WELDED

PART # 304 S.S.	LENGTH	BOX	APPROX. WT. LBS.	PART # 316 S.S.	LIST PRICE
48180	X Close (2-1/2")	10	0.64	49180	---
48187	x 6"	1	2.37	49187	---



3" DIAMETER
SCH 40 WELDED

PART # 304 S.S.	LIST PRICE	LENGTH	BOX	APPROX. WT. LBS.	PART # 316 S.S.	LIST PRICE
48200	---	X Close (2-5/8")	10	0.95	49200	---
48201	---	x 3"	10	1.32	49201	---
48203	---	x 4"	10	1.66	49203	---
48205	---	x 5"	5	1.72		---
48207	---	x 6"	5	1.88	49207	---
48213	---	x 12"	1	2.12	49213	---



4" DIAMETER
SCH 40 WELDED

PART # 304 S.S.	LIST PRICE	LENGTH	BOX	APPROX. WT. LBS.	PART # 316 S.S.	LIST PRICE
48220	---	X Close (2-7/8")	8	1.15	49220	---
48223		x 4"	1	2.98	49223	---
48227	---	x 6"	1	4.10	49234	---
48229		x 8"	1	5.95	49236	---

WARNING: This product can expose you to chemicals, including Nickel, which are known to the State of California to cause cancer.
 For more information, visit www.P65Warnings.ca.gov

304 AND 316 150# SS FITTINGS

FITTINGS AND NIPPLES

STAINLESS STEEL FITTINGS



150# 304 & 316 Stainless Steel Fittings

Our high quality standard pattern 150lb rated stainless steel threaded fittings are manufactured to the highest standards. All stainless steel fittings are monitored by our quality control personnel for strict compliance with applicable standards and specifications.

These stainless steel pipe fittings are excellent for uses that involve chemicals or liquids that may be corrosive. Along with fighting corrosion, a stainless steel pipe fitting will prevent contamination making it useful to many professionals.

- Use with air, water, oil, natural gas, steam
- NPT and FNPT threads conform to ASME B1.20.1
- Maximum Pressure: 300 psi @ 72 F; 150 psi @ 366 F for steam
- Maximum Steam Pressure: 150 psi
- Material Conforms to ASTM A-351. Class 150 Pressure Ratings
- Manufacturing facility is ISO 9001:2008
- 304 Stainless Steel is economically priced, chromium-nickel material that offers very good corrosion resistance. 316 Stainless Steel has higher nickel content and contains molybdenum for even better corrosion resistance.

WARNING: This product can expose you to chemicals, including Nickel, which are known to the State of California to cause cancer. For more information, visit www.P65Warnings.ca.gov

FITTINGS & NIPPLES

304 AND 316 150# SS FITTINGS

FITTINGS AND NIPPLES

90° ELBOW 304 & 316 150#



PART # 304 S.S.	LIST PRICE	SIZE	BOX	APPROX. WT. LBS.	PART # 316 S.S.	LIST PRICE
62100	---	1/8"	25	0.06	63100	---
62101	---	1/4"	25	0.06	63101	---
62102	---	3/8"	25	0.11	63102	---
62103	---	1/2"	25	0.13	63103	---
62104	---	3/4"	25	0.20	63104	---
62105	---	1"	10	0.33	63105	---
62106	---	1-1/4"	10	0.55	63106	---
62107	---	1-1/2"	5	0.77	63107	---
62108	---	2"	5	1.10	63108	---
62109	---	2-1/2"	1	2.09		
62110	---	3"	1	2.84	63110	---
62112	---	4"	1	5.00	63112	---

90° STREET ELBOW 304 & 316 150#



PART # 304 S.S.	LIST PRICE	SIZE	BOX	APPROX. WT. LBS.	PART # 316 S.S.	LIST PRICE
62160	---	1/8"	25	0.04	63160	---
62161	---	1/4"	25	0.07	63161	---
62162	---	3/8"	25	0.09	63162	---
62163	---	1/2"	25	0.15	63163	---
62164	---	3/4"	25	0.24	63164	---
62165	---	1"	10	0.31	63165	---
62166	---	1-1/4"	10	0.51	63166	---
62167	---	1-1/2"	5	0.84	63167	---
62168	---	2"	5	1.26	63168	---
62170	---	2-1/2"			63169	---
62169	---	3"	1	4.16	63170	---
62171	---	4"			63171	---

45° ELBOW 304 & 316 150#



PART # 304 S.S.	LIST PRICE	SIZE	BOX	APPROX. WT. LBS.	PART # 316 S.S.	LIST PRICE
62180	---	1/8"	25	0.04	63180	---
62181	---	1/4"	25	0.07	63181	---
62182	---	3/8"	25	0.09	63182	---
62183	---	1/2"	25	0.13	63183	---
62184	---	3/4"	25	0.20	63184	---
62185	---	1"	10	0.33	63185	---
62186	---	1-1/4"	10	0.49	63186	---
62187	---	1-1/2"	5	0.66	63187	---
62188	---	2"	5	1.14	63188	---
62189	---	2-1/2"	1	2.82	63189	---
62190	---	3"	1	2.91	63190	---
62191	---	4"	1	5.05	63192	---

WARNING: This product can expose you to chemicals, including Nickel, which are known to the State of California to cause cancer.
 For more information, visit www.P65Warnings.ca.gov

304 AND 316 150# SS FITTINGS

FITTINGS AND NIPPLES

TEE 304 & 316 150#



PART # 304 S.S.	LIST PRICE	SIZE	BOX	APPROX. WT. LBS.	PART # 316 S.S.	LIST PRICE
62250	---	1/8"	25	0.07	63250	---
62251	---	1/4"	25	0.07	63251	---
62252	---	3/8"	25	0.11	63252	---
62253	---	1/2"	25	0.20	63253	---
62254	---	3/4"	25	0.29	63254	---
62255	---	1"	10	0.42	63255	---
62256	---	1-1/4"	5	0.66	63256	---
62257	---	1-1/2"	5	0.99	63257	---
62258	---	2"	3	1.43	63258	---
62259	---	2-1/2"	1	1.43		
62260	---	3"	1	3.66	63260	---
62261		4"	1	7.19	63261	---

CROSS 304 & 316 150#




PART # 304 S.S.	LIST PRICE	SIZE	BOX	APPROX. WT. LBS.	PART # 316 S.S.	LIST PRICE
		1/8"	25	0.06	63390	---
62391	---	1/4"	25	0.09	63391	---
62392	---	3/8"	25	0.13	63392	---
62393	---	1/2"	25	0.29	63393	---
62394	---	3/4"	10	0.44	63394	---
62395	---	1"	10	0.74	63395	---
62396	---	1-1/4"	5	1.25	63396	---
62397	---	1-1/2"	5	1.53	63397	---
62398	---	2"	1	2.28	63398	---

HEX NIPPLE 304 & 316 150#



PART # 304 S.S.	LIST PRICE	SIZE	BOX	APPROX. WT. LBS.	PART # 316 S.S.	LIST PRICE
62720	---	1/8"	1	0.02	63720	---
62721	---	1/4"	1	0.04	63721	---
62722	---	3/8"	1	0.07	63722	---
62723	---	1/2"	1	0.11	63723	---
62724	---	3/4"	1	0.18	63724	---
62725	---	1"	1	0.22	63725	---
62726	---	1-1/4"	1	0.37	63726	---
62727	---	1-1/2"	1	0.46	63727	---
62728	---	2"	1	0.61	63728	---

REDUCING HEX NIPPLE 304 & 316 150#



PART # 304 S.S.	LIST PRICE	SIZE	BOX	APPROX. WT. LBS.	PART # 316 S.S.	LIST PRICE
62740	---	1/4" x 1/8"	1	0.04	63740	---
62741	---	3/8" x 1/8"	1	0.07	63741	---
62742	---	3/8" x 1/4"	1	0.07	63742	---
62744	---	1/2" x 1/4"	1	0.09	63744	---
62745	---	1/2" x 3/8"	1	0.11	63745	---
62748	---	3/4" x 3/8"	1	0.15	63748	---
62749	---	3/4" x 1/2"	1	0.15	63749	---

WARNING: This product can expose you to chemicals, including Nickel, which are known to the State of California to cause cancer. For more information, visit www.P65Warnings.ca.gov

FITTINGS & NIPPLES

304 AND 316 150# SS FITTINGS

FITTINGS AND NIPPLES

COUPLING 304 & 316 150#




PART # 304 S.S.	LIST PRICE	SIZE*	BOX	APPROX. WT. LBS.	PART # 316 S.S.	LIST PRICE
62410	---	1/8"	25	0.03	63410	---
62411	---	1/4"	25	0.06	63411	---
62412	---	3/8"	25	0.07	63412	---
62413	---	1/2"	25	0.13	63413	---
62414	---	3/4"	25	0.18	63414	---
62415	---	1"	25	0.24	63415	---
62416	---	1-1/4"	10	0.44	63416	---
62417	---	1-1/2"	10	0.51	63417	---
62418	---	2"	5	0.79	63418	---
62419	---	2-1/2"	1	1.28		
62420	---	3"	1	1.87	63420	---
62421	---	4"	1	2.80	63421	---

REDUCING COUPLING 304 & 316 150#



PART # 304 S.S.	LIST PRICE	SIZE	BOX	APPROX. WT. LBS.	PART # 316 S.S.	LIST PRICE
62430	---	1/4" x 1/8"	25	0.04	63430	---
62431	---	3/8" x 1/8"	25	0.04	63431	---
62432	---	3/8" x 1/4"	25	0.04	63432	---
62433	---	1/2" x 1/8"	25	0.09	63433	---
62434	---	1/2" x 1/4"	25	0.09	63434	---
62435	---	1/2" x 3/8"	25	0.09	63435	---
62455	---	3/4" x 1/8"	25	0.13	63455	---
62436	---	3/4" x 1/4"	25	0.11	63436	---
62437	---	3/4" x 3/8"	25	0.13	63437	---
62438	---	3/4" x 1/2"	25	0.15	63438	---
62459	---	1" x 1/4"	25	0.25	63459	---
62440	---	1" x 3/8"	25	0.22	63440	---
62441	---	1" x 1/2"	25	0.24	63441	---
62442	---	1" x 3/4"	25	0.24	63442	---
62445	---	1-1/4" x 3/4"	10	0.33	63445	---
62446	---	1-1/4" x 1"	10	0.35	63446	---
62447	---	1-1/2" x 1/2"	10	0.40	63447	---
62448	---	1-1/2" x 3/4"	10	0.42	63448	---
62449	---	1-1/2" x 1"	10	0.44	63449	---
62450	---	1-1/2" x 1-1/4"	10	0.46	63450	---
62458	---	2" x 1/2"				
62451	---	2" x 3/4"				
62452	---	2" x 1"	5	0.57	63452	---
62453	---	2" x 1-1/4"	5	0.62	63453	---
62454	---	2" x 1-1/2"	5	0.62	63454	---
62462	---	2-1/2" x 2"				
62428	---	3" x 1"	1	1.82		
62456	---	3" x 2"	1	2.25	63456	---
62457	---	4" x 3"				

OD MACHINED COUPLING 304 & 316 150#




PART # 304 S.S.	LIST PRICE	SIZE	A	B	BOX	APPROX. WT. LBS.	PART # 316 S.S.	LIST PRICE
62410B	---	1/8"	0.76	0.56	25	0.04	63410B	---
62411B	---	1/4"	0.94	0.71	25	0.04	63411B	---
62412B	---	3/8"	0.98	0.84	25	0.07	63412B	---
62413B	---	1/2"	1.33	1.01	25	0.09	63413B	---
62414B	---	3/4"	1.41	1.27	25	0.16	63414B	---
62415B	---	1"	1.69	1.54	10	0.21	63415B	---
62416B	---	1-1/4"	1.93	1.90	10	0.31	63416B	---
62417B	---	1-1/2"	1.93	2.16	5	0.41	63417B	---
62418B	---	2"	1.96	2.66	5	0.68	63418B	---
62420B	---	3"	3.23	3.76	1			

WARNING: This product can expose you to chemicals, including Nickel, which are known to the State of California to cause cancer.
 For more information, visit www.P65Warnings.ca.gov

304 AND 316 150# SS FITTINGS

FITTINGS AND NIPPLES

HALF COUPLING 304 & 316 150#



PART # 304 S.S.	LIST PRICE	SIZE	A	B	BOX	APPROX. WT. LBS.	PART # 316 S.S.	LIST PRICE
62770		1/8"						
62771	---	1/4"	0.39	0.70	25	0.02	63771	---
62772	---	3/8"	0.45	0.82	25	0.02	63772	---
62773	---	1/2"	0.57	1.02	25	0.09	63773	---
62774	---	3/4"	0.67	1.22	25	0.11	63774	---
62775	---	1"	0.79	1.47	25	0.13	63775	---
62776	---	1-1/4"	0.86	1.88	10	0.24	63776	---
62777	---	1-1/2"	0.94	2.10	10	0.26	63777	---
62778	---	2"	1.06	2.60	5	0.44	63778	---
62779		3"						

UNION 304 & 316 150#

• Stainless Steel Seat



PART # 304 S.S.	LIST PRICE	SIZE	BOX	APPROX. WT. LBS.	PART # 316 S.S.	LIST PRICE
62600	---	1/8"	25	0.09	63600	---
62601	---	1/4"	25	0.13	63601	---
62602	---	3/8"	25	0.22	63602	---
62603	---	1/2"	25	0.26	63603	---
62604	---	3/4"	25	0.46	63604	---
62605	---	1"	10	0.60	63605	---
62606	---	1-1/4"	5	0.90	63606	---
62607	---	1-1/2"	5	1.10	63607	---
62608	---	2"	1	1.81	63608	---
62609		2-1/2"				
62610	---	3"	1	3.40		---

CAP - CAST 304 & 316 150#



PART # 304 S.S.	LIST PRICE	SIZE	BOX	APPROX. WT. LBS.	PART # 316 S.S.	LIST PRICE
62470	---	1/8"	25	0.02	63470	---
62471	---	1/4"	25	0.02	63471	---
62472	---	3/8"	25	0.04	63472	---
62473	---	1/2"	25	0.07	63473	---
62474	---	3/4"	25	0.11	63474	---
62475	---	1"	10	0.18	63475	---
62476	---	1-1/4"	10	0.29	63476	---
62477	---	1-1/2"	10	0.40	63477	---
62478	---	2"	10	0.60	63478	---
62480	---	3"	1	1.28	63480	---
62481	---	4"	1	1.54		

HEX CAP - BARSTOCK 304 & 316 150#



PART # 304 S.S.	LIST PRICE	SIZE	BOX	APPROX. WT. LBS.	PART # 316 S.S.	LIST PRICE
62075	---	1/8"	25	0.04	63075	---
62076	---	1/4"	25	0.09	63076	---
62077	---	3/8"	25	0.11	63077	---
62078	---	1/2"	25	0.13	63078	---
62079	---	3/4"	25	0.22	63079	---
62080	---	1"	10	0.22	63080	---

WARNING: This product can expose you to chemicals, including Nickel, which are known to the State of California to cause cancer. For more information, visit www.P65Warnings.ca.gov



304 AND 316 150# SS FITTINGS

FITTINGS AND NIPPLES

HEX BUSHING 304 & 316 150#



stainless steel:

- barbed for plastic pipe
- Well Couplings
- merchant couplings
- See End of Bronze Fitting Section

PART # 304 S.S.	LIST PRICE	SIZE M X F	BOX	APPROX. WT. LBS.	PART # 316 S.S.	LIST PRICE
62500	---	1/4" x 1/8"	25	0.04	63500	---
62501	---	3/8" x 1/8"	25	0.04	63501	---
62502	---	3/8" x 1/4"	25	0.04	63502	---
62503	---	1/2" x 1/8"	25	0.09		
62504	---	1/2" x 1/4"	25	0.09	63504	---
62505	---	1/2" x 3/8"	25	0.11	63505	---
62506	---	3/4" x 1/8"	25	0.13	63506	---
62507	---	3/4" x 1/4"	25	0.15	63507	---
62508	---	3/4" x 3/8"	25	0.15	63508	---
62509	---	3/4" x 1/2"	25	0.15	63509	---
62557	---	1" x 1/8"	25	0.27		
62510	---	1" x 1/4"	25	0.22	63510	---
62511	---	1" x 3/8"	25	0.24	63511	---
62512	---	1" x 1/2"	25	0.24	63512	---
62513	---	1" x 3/4"	25	0.24	63513	---
62515	---	1-1/4" x 3/8"	25	0.37	63515	---
62516	---	1-1/4" x 1/2"	25	0.37	63516	---
62517	---	1-1/4" x 3/4"	25	0.37	63517	---
62518	---	1-1/4" x 1"	25	0.37	63518	---
62521	---	1-1/2" x 1/2"	25	0.44	63521	---
62522	---	1-1/2" x 3/4"	25	0.46	63522	---
62532	---	1-1/2" x 1"	25	0.49	63523	---
62524	---	1-1/2" x 1-1/4"	25	0.46	63524	---
62559	---	2" x 1/4"	10	0.95	63526	---
62527	---	2" x 1/2"	10	0.66	63527	---
62528	---	2" x 3/4"	10	0.66	63528	---
62529	---	2" x 1"	10	0.66	63529	---
62530	---	2" x 1-1/4"	10	0.68	63530	---
62531	---	2" x 1-1/2"	10	0.68	63531	---
62534	---	2-1/2" x 1-1/2"	5	1.23	63534	---
62535	---	2-1/2" x 2"	5	1.21	63535	---
62550	---	3" x 1"	5	2.20	63550	---
62537	---	3" x 1-1/2"	5	1.97	63537	---
62538	---	3" x 2"	5	1.72	63538	---
62539	---	3" x 2-1/2"	5	1.81	63539	---
62541	---	4" x 2"	1	3.72	63541	---
62543	---	4" x 3"	1	2.43	63543	---

BULKHEAD FITTINGS - STAINLESS STEEL 316 NPT (3/4-2")



PART #	SIZE	HOLE SIZE	HEX	LENGTH	LIST PRICE
63214	3/4"	1-5/8"	2-15/32"	1-13/16"	---
63215	1"	2-1/4"	3-1/16"	2-7/8"	---
63216	1-1/4"	2-1/4"	3-1/16"	2-3/8"	---
63217	1-1/2"	3"	4-1/4"	2-5/8"	---
63218	2"	3"	4-1/4"	2-5/8"	---

WARNING: This product can expose you to chemicals, including Nickel, which are known to the State of California to cause cancer.
 For more information, visit www.P65Warnings.ca.gov

304 AND 316 150# SS FITTINGS

FITTINGS AND NIPPLES

HEX LOCKNUT

304 & 316 150#

- Straight Thread



PART #304 S.S	LIST PRICE	SIZE	BOX	APPROX. WT. LBS.
62700	---	1/8"	25	0.02
62701	---	1/4"	25	0.05
62702	---	3/8"	25	0.06
62703	---	1/2"	25	0.07
62704	---	3/4"	25	0.11
62705	---	1"	25	0.15
62706	---	1-1/4"	25	0.22
62707	---	1-1/2"	25	0.29

CORED SQUARE HEAD PLUG

304 & 316 150#



PART # 304 S.S	LIST PRICE	SIZE	BOX	APPROX. WT. LBS.	PART # 316 S.S.	LIST PRICE
62670	---	1/8"	25	0.02	63670	---
62671	---	1/4"	25	0.03	63671	---
62672	---	3/8"	25	0.04	63672	---
62653	---	1/2"	25	0.06	63653	---
62654	---	3/4"	25	0.13	63654	---
62655	---	1"	25	0.20	63655	---
62656	---	1-1/4"	25	0.32	63656	---
62657	---	1-1/2"	10	0.41	63657	---
62658	---	2"	10	0.65	63658	---
62659	---	2-1/2"	1	1.04		
62660	---	3"	1	0.88	63643	---

CORED HEX HEAD PLUG

304 & 316 150#



PART # 304 S.S	LIST PRICE	SIZE	BOX	APPROX. WT. LBS.	PART # 316 S.S.	LIST PRICE
62630	---	1/8"	25	0.02	63630	---
62631	---	1/4"	25	0.02	63631	---
62632	---	3/8"	25	0.04	63632	---
62633	---	1/2"	25	0.07	63633	---
62634	---	3/4"	25	0.11	63634	---
62635	---	1"	25	0.20	63635	---
62636	---	1-1/4"	25	0.31	63636	---
62637	---	1-1/2"	10	0.44	63637	---
62638	---	2"	10	0.65	63638	---
62640		3"				
		4"	1	2.77	63641	---

HOSE NIPPLE

304 & 316 150#



HOSE BARB X MALE PIPE

PART # 304 S.S	LIST PRICE	HOSE I.D. X MALE PIPE	BOX	APPROX. WT. LBS.	PART # 316 S.S.	LIST PRICE
73951	---	1/4"	1	0.04	973951	---
73952	---	3/8"	1	0.07	973952	---
73953	---	1/2"	1	0.13	973953	---
73954	---	3/4"	1	0.20	973954	---
73955	---	1"	1	0.33	973955	---
73956	---	1-1/4"	1	0.47	973956	---
73957	---	1-1/2"	1	0.67	973957	---
73958	---	2"	1	0.88	973958	---
73959	---	2-1/2"	1	1.45	973959	---
73960	---	3"	1	1.94	973990	---
		4"	1	3.57	973991	---

WARNING: This product can expose you to chemicals, including Nickel, which are known to the State of California to cause cancer. For more information, visit www.P65Warnings.ca.gov

304 AND 316 150# SS FITTINGS

FITTINGS AND NIPPLES

REDUCING HOSE NIPPLE 304 150#



HOSE BARB X MALE PIPE

PART # 304 S.S	HOSE I.D. X MALE PIPE	BOX	APPROX. WT. LBS.	LIST PRICE
73970	1/4" x 1/8"	1	0.04	---
73971	3/8" x 1/4"	1	0.07	---
73972	1/2" x 3/8"	1	0.13	---
73973	1/2" x 1/4"	1	0.13	---
73974	3/4" x 1/2"	1	0.20	---
73975	1" x 3/4"	1	0.33	---
73976	1" x 1/2"	1	0.33	---
73977	1-1/4" x 1"	1	0.46	---
73979	1-1/2" x 1-1/4"	1	0.66	---
73980	1-1/2" x 1"	1	0.66	---
73982	2" x 1-1/4"	1	0.88	---

SOLID HEX HEAD PLUG 316 150#



PART # 316 S.S	SIZE	BOX	APPROX. WT. LBS.	LIST PRICE
63660	1/8"	25	0.04	---
63661	1/4"	25	0.06	---
63662	3/8"	25	0.08	---
63663	1/2"	25	0.12	---
63664	3/4"	25	0.15	---
63665	1"	25	0.24	---

HEX SOCKET PLUG - BARSTOCK 316 150#



PART # 316 S.S	SIZE	BOX	APPROX. WT. LBS.	LIST PRICE
63760	1/8 "	1	0.05	---
63761	1/4 "	1	0.07	---
63762	3/8 "	1	0.10	---
63763	1/2 "	1	0.14	---
63764	3/4 "	1	0.21	---
63765	1"	1	0.24	---

SOLID SQUARE HEAD PLUG 316 150#V



PART # 316 S.S	SIZE	BOX	APPROX. WT. LBS.	LIST PRICE
63680	1/8"	25	0.04	---
63681	1/4"	25	0.04	---
63682	3/8"	25	0.05	---
63683	1/2"	25	0.06	---
63684	3/4"	25	0.12	---


WARNING: This product can expose you to chemicals, including Nickel, which are known to the State of California to cause cancer. For more information, visit www.P65Warnings.ca.gov

BLACK AND GALVANIZED SCH 40 & SCH 80 NIPPLES

FITTINGS AND NIPPLES



BLACK AND GALVANIZED STEEL NIPPLES

Product Specifications

Welded steel pipe nipples both galvanized and black in diameters ranging from 1/8" up to 4" in lengths from close to 12" and cut-pipe up to 120". -200°-150° Temp Rating.

Technical Specifications

Standards: Product complies with ASTM A-53, A-733 and ANSI B1.20.1 for threading, dimensions and pipe specifications.

Pipe: Complies with ASTM A-53 mill tested schedule 40 and 80 for both Welded & Seamless Meets ANSI B36.1. All pipe is hydrostatic tested.

Galvanized: Zinc coating applied by hot dipped. Galvanized complying with ASTM A-123, NSF approved, RoHS compliant.

Black: Protected against oxidation with varnish coating.

Cutting Procedure: All pipe is roller cut. A visual inspection of seams, excessive galvanizing, mid-welds, poor galvanizing, bends, roundness, under and over weight of the pipe is made at the time it is cut. This is done for every length of pipe. Pipe lengths are cut to a tolerance of + or - 1/16" of the actual length.

Threading Procedure:

All pipe is chaser thread cut to American Standard Tapered Pipe Thread standards. This is 3/4" taper per foot. Pipe is visually inspected for roundness of threads and other visual faults as it is removed from the threading machine.

SCHEDULE 80 XXS SEAMLESS



- ASTM A106 Grade B Seamless Pipe
- ASTM A 53
- WVN 351
- Standard NPT Tapered Pipe Threads as per ANSI B 1.20.1 Specification

XXS SEAMLESS



WARNING: This product can expose you to chemicals, including Nickel, which are known to the State of California to cause cancer. For more information, visit www.P65Warnings.ca.gov

BLACK AND GALVANIZED SCH 40

FITTINGS AND NIPPLES

1/8" - 27

Wall Thickness 0.068 - GradeB - Test Pressure 700
PSI - Thread Length 0.39



1/8" DIAMETER
SCH 40 WELDED

PART # GALV	LIST PRICE	LENGTH	BOX/CASE	APPROX. WT. LBS.	PART # BLACK	LIST PRICE
56001	---	X Close (3/4")	50/600	0.02	57001	---
56002	---	x 1-1/2"	50/600	0.03	57002	---
56003	---	x 2"	50/500	0.04	57003	---
56004	---	x 2-1/2"	100/400	0.06	57004	---
56005	---	x 3"	50/300	0.07	57005	---
56006	---	x 3-1/2"	50/300	0.08	57006	---
56007	---	x 4"	50/300	0.09	57007	---
56008	---	x 4-1/2"	50/300	0.10	57008	---
56009	---	x 5"	50/300	0.11	57009	---
56010	---	x 5-1/2"	50/300	0.12	57010	---
56011	---	x 6"	50/300	0.13	57011	---
56012	---	x 7"	50/300	0.15	57012	---
56013	---	x 8"	50/300	0.18	57013	---
56014	---	x 9"	50/300	0.21	57014	---
56015	---	x 10"	50/300	0.25	57015	---
56017	---	x 12"	50/300	0.29	57017	---

1/4"-18

Wall Thickness 0.068 - GradeB - Test Pressure 700
PSI - Thread Length 0.39



1/4" DIAMETER
SCH 40 WELDED

PART # GALV	LIST PRICE	LENGTH	BOX/CASE	APPROX. WT. LBS.	PART # BLACK	LIST PRICE
56020	---	X Close (7/8")	50/600	0.04	57020	---
56021	---	x 1-1/2"	125/500	0.06	57021	---
56022	---	x 2"	125/500	0.06	57022	---
56023	---	x 2-1/2"	100/400	0.08	57023	---
56024	---	x 3"	50/300	0.10	57024	---
56025	---	x 3-1/2"	50/300	0.12	57025	---
56026	---	x 4"	50/300	0.14	57026	---
56027	---	x 4-1/2"	50/300	0.17	57027	---
56028	---	x 5"	50/300	0.19	57028	---
56029	---	x 5-1/2"	50/300	0.21	57029	---
56030	---	x 6"	50/300	0.23	57030	---
56031	---	x 7"	50/100	0.27	57031	---
56032	---	x 8"	50/100	0.31	57032	---
56033	---	x 9"	50/100	0.35	57033	---
56034	---	x 10"	50/100	0.40	57034	---
56035	---	x 11"	50/100	0.44	57035	---
56036	---	x 12"	50/100	0.48	57036	---
56038	---	x 18"	50/100	0.54		

WARNING: This product can expose you to chemicals, including Nickel, which are known to the State of California to cause cancer.
 For more information, visit www.P65Warnings.ca.gov



BLACK AND GALVANIZED SCH 40

FITTINGS AND NIPPLES



**3/8" DIAMETER
SCH 40 WELDED**
Wall Thickness 0.091 -
Grade B - Test Pressure 700
PSI - Thread Length 0.6



PART # GALV	LIST PRICE	LENGTH	BOX/CASE	APPROX. WT. LBS.	PART # BLACK	LIST PRICE
56040	---	X Close (1")	50/600	0.05	57040	---
56041	---	x 1-1/2"	125/500	0.07	57041	---
56042	---	x 2"	125/500	0.08	57042	---
56043	---	x 2-1/2"	100/400	0.11	57043	---
56044	---	x 3"	50/300	0.13	57044	---
56045	---	x 3-1/2"	50/300	0.16	57045	---
56046	---	x 4"	50/300	0.19	57046	---
56047	---	x 4-1/2"	50/200	0.21	57047	---
56048	---	x 5"	50/150	0.24	57048	---
56049	---	x 5-1/2"	50/150	0.27	57049	---
56050	---	x 6"	50/100	0.29	57050	---
56051	---	x 7"	50/100	0.35	57051	---
56052	---	x 8"	50/100	0.40	57052	---
	---	x 9"	50/100	0.45	57053	---
56054	---	x 10"	50/100	0.51	57054	---
56055	---	x 11"	50/100	0.56	57055	---
56056	---	x 12"	50/100	0.62	57056	---
56430	---	x 18"	5/10	0.71	57430	---
		x 24"	1/1	1.02	57431	---
		x 36"	1/1	1.54	57433	----



**1/2" DIAMETER
SCH 40 WELDED**
Wall Thickness 0.109 -
Grade B - Test Pressure
700 PSI - Thread Length
0.78



PART # GALV	LIST PRICE	LENGTH	BOX/CASE	APPROX. WT. LBS.	PART # BLACK	LIST PRICE
56060	---	X Close (1-1/8")	50/600	0.08	57060	---
56061	---	x 1-1/2"	125/500	0.08	57061	---
56062	---	x 2"	125/500	0.12	57062	---
56063	---	x 2-1/2"	100/400	0.15	57063	---
56064	---	x 3"	50/300	0.19	57064	---
56065	---	x 3-1/2"	50/300	0.23	57065	---
56066	---	x 4"	50/300	0.27	57066	---
56067	---	x 4-1/2"	50/200	0.30	57067	---
56068	---	x 5"	50/150	0.34	57068	---
56069	---	x 5-1/2"	50/150	0.38	57069	---
56070	---	x 6"	50/100	0.42	57070	---
56071	---	x 7"	50/100	0.49	57071	---
56072	---	x 8"	50/100	0.57	57072	---
56073	---	x 9"	50/100	0.65	57073	---
56074	---	x 10"	50/100	0.72	57074	---
56075	---	x 11"	50/100	0.80	57075	---
56076	---	x 12"	40/80	0.87	57076	---
56240	---	x 18"	1/3	1.29	57240	---
56241	---	x 24"	1/3	1.74	57241	---
56242	---	x 30"	1/3	2.16	57242	---
56243	---	x 36"	1/3	2.61	57243	---
56245	---	x 48"	1/3	3.48	57245	---
56246	---	x 60"	1/3	4.35	57246	---
56247	---	x 72"	1/3	5.22	57247	---

WARNING: This product can expose you to chemicals, including Nickel, which are known to the State of California to cause cancer.
 For more information, visit www.P65Warnings.ca.gov

FITTINGS & NIPPLES

BLACK AND GALVANIZED SCH 40

FITTINGS AND NIPPLES

FITTINGS & NIPPLES

3/4" DIAMETER SCH 40 WELDED

Wall Thickness 0.113 -
Grade B - Test Pres-
sure 700 PSI - Thread
Length 0.79



Part # Galv	List Price	Length	Box/Case	Approx. Wt. Lbs.	Part # Black	List Price
56080	---	X Close (1-3/8")	50/300	0.13	57080	---
56081	---	x 1-1/2"	125/250	0.10	57081	---
56082	---	x 2"	125/250	0.15	57082	---
56083	---	x 2-1/2"	50/250	0.20	57083	---
56084	---	x 3"	50/200	0.24	57084	---
56085	---	x 3-1/2"	50/150	0.29	57085	---
56086	---	x 4"	50/150	0.34	57086	---
56087	---	x 4-1/2"	50/150	0.39	57087	---
56088	---	x 5"	50/150	0.43	57088	---
56089	---	x 5-1/2"	60/120	0.48	57089	---
56090	---	x 6"	50/100	0.53	57090	---
56091	---	x 7"	50/100	0.63	57091	---
56092	---	x 8"	50/100	0.72	57092	---
56093	---	x 9"	40/80	0.82	57093	---
56094	---	x 10"	40/80	0.91	57094	---
56095	---	x 11"	30/60	1.01	57095	---
56096	---	x 12"	30/60	1.10	57096	---
56250	---	x 18"	1/3	1.63	57250	---
56251	---	x 24"	1/3	2.20	57251	---
56252	---	x 30"	1/3	2.73	57252	---
56253	---	x 36"	1/3	3.30	57253	---
56255	---	x 48"	1/3	4.40	57255	---
56256	---	x 60"	1/3	5.50	57256	---
56257	---	x 72"	1/3	6.60	57257	---

WARNING: This product can expose you to chemicals, including Nickel, which are known to the State of California to cause cancer.
 For more information, visit www.P65Warnings.ca.gov

BLACK AND GALVANIZED SCH 40

FITTINGS AND NIPPLES



1" DIAMETER SCH 40 WELDED

Wall Thickness 0.133 -
Grade B - Test Pressure
700 PSI - Thread Length
0.98



PART # GALV	LIST PRICE	LENGTH	BOX/CASE	APPROX. WT. LBS.	PART # BLACK	LIST PRICE
56100	---	X Close (1-1/2")	50/200	0.16	57100	---
56101	---	x 2"	50/150	0.23	57101	---
56102	---	x 2-1/2"	50/150	0.29	57102	---
56103	---	x 3"	50/100	0.36	57103	---
56104	---	x 3-1/2"	50/100	0.43	57104	---
56105	---	x 4"	50/100	0.50	57105	---
56106	---	x 4-1/2"	50/100	0.56	57106	---
56107	---	x 5"	50/100	0.63	57107	---
56108	---	x 5-1/2"	50/100	0.70	57108	---
56109	---	x 6"	40/80	0.77	57109	---
56110	---	x 7"	25/50	0.90	57110	---
56111	---	x 8"	25/50	1.03	57111	---
56112	---	x 9"	15/30	1.17	57112	---
56113	---	x 10"	15/30	1.30	57113	---
56114	---	x 11"	15/30	1.44	57114	---
56115	---	x 12"	15/30	1.57	57115	---
56260	---	x 18"	1/3	2.34	57260	---
56261	---	x 24"	1/3	3.14	57261	---
56262	---	x 30"	1/3	3.91	57262	---
56263	---	x 36"	1/3	4.71	57263	---
56265	---	x 48"	1/3	6.28	57265	---
56266	---	x 60"	1/3	7.85	57266	---
56267	---	x 72"	1/3	9.42	57267	---

WARNING: This product can expose you to chemicals, including Nickel, which are known to the State of California to cause cancer. For more information, visit www.P65Warnings.ca.gov

BLACK AND GALVANIZED SCH 40

FITTINGS AND NIPPLES



**1-1/4" DIAMETER
SCH 40 WELDED**
Wall Thickness 0.14 - Grade
B - Test Pressure 1300 PSI -
Thread Length 1.01



PART # GALV	LIST PRICE	LENGTH	BOX/CASE	APPROX. WT. LBS.	PART # BLACK	LIST PRICE
56120	---	X Close (1-5/8")	50/100	0.25	57120	---
56121	---	x 2"	50/100	0.32	57121	---
56122	---	x 2-1/2"	50/100	0.41	57122	---
56123	---	x 3"	50/100	0.50	57123	---
56124	---	x 3-1/2"	30/60	0.60	57124	---
56125	---	x 4"	30/60	0.69	57125	---
56126	---	x 4-1/2"	30/60	0.78	57126	---
56127	---	x 5"	25/50	0.87	57127	---
56128	---	x 5-1/2"	25/50	0.96	57128	---
56129	---	x 6"	25/50	1.06	57129	---
56130	---	x 7"	15/30	1.24	57130	---
56131	---	x 8"	15/30	1.42	57131	---
56132	---	x 9"	15/30	1.61	57132	---
56133	---	x 10"	15/30	1.79	57133	---
56134	---	x 11"	10/20	1.97	57134	---
56135	---	x 12"	10/20	2.16	57135	---
56270	---	x 18"	1/3	3.22	57270	---
56271	---	x 24"	1/3	4.32	57271	---
56272	---	x 30"	1/3	3.22	57272	---
56273	---	x 36"	1/3	6.48	57273	---
56275	---	x 48"	1/3	8.64	57275	---
56276	---	x 60"	1/3	10.80	57276	---



**1-1/2" DIAMETER
SCH 40 WELDED**
Wall Thickness 0.145 - Grade B -
Test Pressure 1300 PSI - Thread
Length 1.03



PART # GALV	LIST PRICE	LENGTH	BOX/CASE	APPROX. WT. LBS.	PART # BLACK	LIST PRICE
56140	---	X Close (1-3/4")	50/100	0.31	57140	---
56141	---	x 2"	40/80	0.37	57141	---
56142	---	x 2-1/2"	40/80	0.47	57142	---
56143	---	x 3"	40/80	0.58	57143	---
56144	---	x 3-1/2"	25/50	0.68	57144	---
56145	---	x 4"	25/50	0.78	57145	---
56146	---	x 4-1/2"	25/50	0.89	57146	---
56147	---	x 5"	25/50	1.10	57147	---
56148	---	x 5-1/2"	20/40	1.10	57148	---
56149	---	x 6"	15/30	1.20	57149	---
56150	---	x 7"	15/30	1.41	57150	---
56151	---	x 8"	15/30	1.62	57151	---
56152	---	x 9"	15/30	1.83	57152	---
56153	---	x 10"	1/20	2.04	57153	---
56154	---	x 11"	1/20	2.25	57154	---
56155	---	x 12"	1/20	2.46	57155	---
56280	---	x 18"	1/3	3.66	57280	---
56281	---	x 24"	1/3	4.92	57281	---
56282	---	x 30"	1/3	6.12	57282	---
56283	---	x 36"	1/3	7.38	57283	---
56285	---	x 48"	1/3	9.84	57285	---
56286	---	x 60"			57286	---
		x 72"			57287	---

WARNING: This product can expose you to chemicals, including Nickel, which are known to the State of California to cause cancer.
 For more information, visit www.P65Warnings.ca.gov

BLACK AND GALVANIZED SCH 40


FITTINGS AND NIPPLES



**2" DIAMETER
SCH 40 WELDED**
Wall Thickness 0.154 -
Grade B - Test Pressure
2500 PSI - Thread Length
1.06



PART # GALV	LIST PRICE	LENGTH	BOX/CASE	APPROX. WT. LBS.	PART # BLACK	LIST PRICE
56160	---	X Close (2")	40/80	0.55	57160	---
56161	---	x 2-1/2"	25/50	0.70	57161	---
56162	---	x 3"	25/50	0.86	57162	---
56163	---	x 3-1/2"	1/30	1.01	57163	---
56164	---	x 4"	1/30	1.16	57164	---
56165	---	x 4-1/2"	1/25	1.31	57165	---
56166	---	x 5"	1/30	1.47	57166	---
56167	---	x 5-1/2"	1/30	1.62	57167	---
56168	---	x 6"	1/20	1.77	57168	---
56169	---	x 7"	1/20	2.08	57169	---
56170	---	x 8"	1/20	2.39	57170	---
56171	---	x 9"	1/10	2.70	57171	---
56172	---	x 10"	1/10	3.00	57172	---
56173	---	x 11"	1/10	3.31	57173	---
56174	---	x 12"	1/10	3.62	57174	---
56290	---	x 18"	1/3	5.39	57290	---
56291	---	x 24"	1/3	5.26	57291	---
56292	---	x 30"	1/3	7.03	57292	---
56293	---	x 36"	1/3	10.86	57293	---
	----	x 42"	1/3	12.63		---
56295	---	x 48"	1/3	14.48	57295	---
56296	---	x 60"	1/3	18.10	57296	---
56297	---	x 72"	1/3	18.10	57297	---



**2-1/2" DIAMETER
SCH 40 WELDED**
Wall Thickness 0.203 - Grade
B - Test Pressure 2500 PSI -
Thread Length 1.57



PART # GALV	LIST PRICE	LENGTH	BOX/CASE	APPROX. WT. LBS.	PART # BLACK	LIST PRICE
56180	---	X Close (2-1/2")	1/20	1.09	57180	---
56181	---	x 3"	1/20	1.33	57181	---
56182	---	x 3-1/2"	1/20	1.57	57182	---
56183	---	x 4"	1/20	1.82	57183	---
56184	---	x 4-1/2"	1/20	2.06	57184	---
56185	---	x 5"	1/20	2.30	57185	---
56186	---	x 5-1/2"	1/10	2.54	57186	---
56187	---	x 6"	1/10	2.78	57187	---
56188	---	x 7"	1/10	3.27	57188	---
56189	---	x 8"	1/10	3.75	57189	---
56190	---	x 9"	1/10	4.24	57190	---
56191	---	x 10"	1/8	4.72	57191	---
56192	---	x 11"	1/8	5.21	57192	---
56193	---	x 12"	1/8	5.69	57193	---

WARNING: This product can expose you to chemicals, including Nickel, which are known to the State of California to cause cancer.
 For more information, visit www.P65Warnings.ca.gov


FITTINGS & NIPPLES

BLACK AND GALVANIZED SCH 40


FITTINGS AND NIPPLES




**3" DIAMETER
SCH 40 WELDED**
Wall Thickness 0.216 - Grade
B - Test Pressure 2500 PSI -
Thread Length 1.64



PART # GALV	LIST PRICE	LENGTH	BOX/CASE	APPROX. WT. LBS.	PART # BLACK	LIST PRICE
56200	---	X Close (2-5/8")	1/20	1.52	57200	---
56201	---	x 3"	1/20	1.76	57201	---
56202	---	x 3-1/2"	1/10	2.08	57202	---
56203	---	x 4"	1/10	2.39	57203	---
56204	---	x 4-1/2"	1/10	2.71	57204	---
56205	---	x 5"	1/10	3.03	57205	---
56206	---	x 5-1/2"	1/10	3.35	57206	---
56207	---	x 6"	1/10	3.66	57207	---
56208	---	x 7"	1/8	4.30	57208	---
56209	---	x 8"	1/8	4.93	57209	---
56210	---	x 9"	1/8	5.57	57210	---
56211	---	x 10"	1/5	6.20	57211	---
56212	---	x 11"	1/5	7.20	57212	---
56213	---	x 12"	1/5	7.47	57213	---
		x 24"	1	14.94	57311	---



**4" DIAMETER
SCH 40 WELDED**
Wall Thickness 0.237 - Grade B - Test Pres-
sure 2210 PSI - Thread Length 1.74



PART # GALV	LIST PRICE	LENGTH	BOX/CASE	APPROX. WT. LBS.	PART # BLACK	LIST PRICE
56220	---	X Close (2-7/8")	1/10	2.00	57220	---
56221	---	3-1/2"	1/8	2.21		---
56223	---	x 4"	1/8	3.41	57223	---
56224	---	x 4-1/2"	1/6	3.86	57224	---
56225	---	x 5"	1/6	4.31	57225	---
56226	---	x 5-1/2"	1/6	4.76	57226	---
56227	---	x 6"	1/6	5.21	57227	---
56330	---	x 7"	1/5	6.48	57330	---
56229	---	x 8"	1/5	7.01	57229	---
56331	---	x 9"	1/5	7.54	57331	---
56332	---	x 10"	1/5	8.14	57332	---
56228	---	x 12"	1/4	8.54	57228	---
56340	---	x 18"				
56341	---	x 24"				
56342	---	x 30"				
56343	---	x 36"				
56344	---	x 48"				
56346	---	x 60"				
56347	---	x 72"				

WARNING: This product can expose you to chemicals, including Nickel, which are known to the State of California to cause cancer.
 For more information, visit www.P65Warnings.ca.gov


NIPPLES AND ASSORTMENTS

FITTINGS AND NIPPLES



6" DIAMETER SCH 40 WELDED

Wall Thickness 0.154 - Grade B - Test Pressure 2500 PSI - Thread Length 1.06



PART # GALV	LIST PRICE	LENGTH	BOX/CASE	APPROX. WT. LBS.	PART # BLACK	LIST PRICE
56300	---	X Close (3-1/8")	1/1	3.80	57300	---
		x 4"	1/1	5.30	57304	---
56301		x 6"	1/1	8.30	57301	---
		x 8"	1/1	11.30	57305	---
		x 10"			57306	---
		x 12"	1/1	17.20	57308	---



8" DIAMETER SCH 40 WELDED

Wall Thickness 0.154 - Grade B - Test Pressure 2500 PSI - Thread Length 1.06

PART #	LENGTH	BOX/CASE	APPROX. WT. LBS.	LIST PRICE
57320	X Close (3-1/8")	1/1	5.80	---
57322	x 6"	1/1	6.50	---
57324	x 8"	1/1	11.30	---
57326	x 10"	1/1	19.00	---
57328	x 12"	1/1	28.55	---



SCH 40 SINGLE RUN NIPPLE BLACK

PART	DESCRIPTION	CLOSE	1-1/2	2	2-1/2	3	3-1/2	4	4-1/2	5	5 1/2	6	TOTAL PCS	LIST
973570	1/2"	1	1	1	1	1	1	1	1	1	1	1	11	
973571	3/4"	1	1	1	1	1	1	1	1	1	1	1	11	
973572	1"	1		1	1	1	1	1	1	1	1	1	10	
973573	1-1/4"	1		1	1	1	1	1	1	1	1	1	10	
973574	1-1/2"	1		1	1	1	1	1	1	1	1	1	10	
973575	2"	1			1	1	1	1	1	1	1	1	9	

SCH 40 SINGLE RUN NIPPLE GALVANIZED

PART	DESCRIPTION	CLOSE	1-1/2	2	2-1/2	3	3-1/2	4	4-1/2	5	5 1/2	6	TOTAL PCS	LIST
973670	1/2"	1	1	1	1	1	1	1	1	1	1	1	11	
973671	3/4"	1	1	1	1	1	1	1	1	1	1	1	11	
973672	1"	1		1	1	1	1	1	1	1	1	1	10	
973673	1-1/4"	1		1	1	1	1	1	1	1	1	1	10	
973674	1-1/2"	1		1	1	1	1	1	1	1	1	1	10	
973675	2"	1			1	1	1	1	1	1	1	1	9	

WARNING: This product can expose you to chemicals, including Nickel, which are known to the State of California to cause cancer. For more information, visit www.P65Warnings.ca.gov

FITTINGS & NIPPLES

NIPPLES AND ASSORTMENTS

FITTINGS AND NIPPLES

STEEL NIPPLE ASSORTMENTS

B "6" ASSORTMENTS



BLACK		LENGTH											WT. TOTAL			
		CLOSE	1-1/2"	2"	2-1/2"	3"	3-1/2"	4"	4-1/2"	5"	5-1/2"	6"	LBS.	PIECES		
973567	1/2"	6	6	6	6	6	6	6	6	6	6	6	6	20	66	---
973568	3/4"	6	6	6	6	6	6	6	6	6	6	6	6	27	66	---
973569	1"	6		6	6	6	6	6	6	6	6	6	6	34	60	---

GALV.		LENGTH											WT. TOTAL			
		CLOSE	1-1/2"	2"	2-1/2"	3"	3-1/2"	4"	4-1/2"	5"	5-1/2"	6"	LBS.	PIECES		
973667	1/2"	6	6	6	6	6	6	6	6	6	6	6	6	20	66	---
973668	3/4"	6	6	6	6	6	6	6	6	6	6	6	6	27	66	---
973669	1"	6		6	6	6	6	6	6	6	6	6	6	34	60	---

STEEL TOTE TRAYS



PART #	SIZE	CAPACITY	LIST PRICE
990781	1/2"	77pcs	---
990782	3/4"	66pcs	---
990783	1"	50pcs	---
990786	1-1/4"	40pcs	---
990784	1-1/2"	30pcs	---
990785	2"	27pcs	---

WARNING: This product can expose you to chemicals, including Nickel, which are known to the State of California to cause cancer. For more information, visit www.P65Warnings.ca.gov



BLACK SCH 80 SEAMLESS

FITTINGS AND NIPPLES

EXTRA HEAVY SEAMLESS STEEL PIPE NIPPLES

1/8" - 27



1/8" DIAMETER SCHEDULE 80 SEAMLESS

Wall Thickness 0.094 - Grade B - Test Pressure 850 PSI - Thread Length 0.39

PART #	LENGTH	BOX/CASE	APPROX. WT. LBS.	LIST PRICE
59001SMLS	x Close	40/480	0.02	---
59002SMLS	x 1-1/2"	40/480	0.03	---
59003SMLS	x 2"	100/400	0.05	---
59004SMLS	2-1/2"	100/400	0.06	---
59005SMLS	x 3"	40/240	0.08	---
59006SMLS	x 3-1/2"	40/240	0.09	---
59007SMLS	x 4"	40/240	0.11	---
59008SMLS	x 4-1/2"			---
59009SMLS	x 5"	40/120	0.12	---
59010SMLS	x 5-1/2"	40/120	0.13	---
59011SMLS	x 6"	40/80	0.16	---

1/4" - 18



1/4" DIAMETER SCHEDULE 80 SEAMLESS

Wall Thickness 0.119 - Grade B - Test Pressure 850 PSI - Thread Length 0.59

PART #	LENGTH	BOX/CASE	APPROX. WT. LBS.	LIST PRICE
59020SMLS	x Close (7/8")	40 / 480	0.03	---
59021SMLS	x 1-1/2"	100 / 400	0.06	---
59022SMLS	x 2"	100 / 400	0.08	---
59023SMLS	x 2-1/2"	80 / 320	0.10	---
59024SMLS	x 3"	40 / 240	0.12	---
59025SMLS	x 3-1/2"	40 / 240	0.15	---
59026SMLS	x 4"	40 / 240	0.17	---
59027SMLS	x 4-1/2"	40 / 120	0.19	---
59028SMLS	x 5"	40 / 120	0.21	---
59029SMLS	x 5-1/2"	40 / 80	0.24	---
59030SMLS	x 6"	40 / 80	0.26	---
59032SMLS	x 8"	40 / 80	0.35	---
59034SMLS	x 10"	40 / 80	0.44	---
59036SMLS	x 12"	40 / 80	0.53	---

WARNING: This product can expose you to chemicals, including Nickel, which are known to the State of California to cause cancer. For more information, visit www.P65Warnings.ca.gov



BLACK SCH 80 SEAMLESS

FITTINGS AND NIPPLES

FITTINGS & NIPPLES

3/8"-18



3/8" DIAMETER SCHEDULE 80 SEAMLESS

Wall Thickness 0.126 - Grade B - Test Pressure 850 PSI - Thread Length 0.6

PART #	LENGTH	BOX/CASE	APPROX. WT. LBS.	LIST PRICE
59040SMLS	X Close (3/8")	40 / 480	0.05	---
59041SMLS	x 1-1/2"	100 / 400	0.08	---
59042SMLS	x 2"	100 / 400	0.11	---
59043SMLS	x 2-1/2"	80 / 320	0.14	---
59044SMLS	x 3"	40 / 240	0.17	---
59045SMLS	x 3-1/2"	40 / 240	0.20	---
59046SMLS	x 4"	40 / 240	0.23	---
59047SMLS	x 4-1/2"	40 / 160	0.26	---
59048SMLS	x 5"	40 / 120	0.29	---
59049SMLS	x 5-1/2"	40 / 120	0.32	---
59050SMLS	x 6"	40 / 80	0.35	---
59056SMLS	x 12"	40/80	0.65	---

1/2" - 14



1/2" DIAMETER SCHEDULE 80 SEAMLESS

Wall Thickness 0.147 - Grade B - Test Pressure 850 PSI - Thread Length 0.78

PART #	LENGTH	BOX/CASE	APPROX. WT. LBS.	LIST PRICE
59060SMLS	X Close (1-1/8")	40 / 480	0.07	---
59061SMLS	x 1-1/2"	100 / 400	0.11	---
59062SMLS	x 2"	100 / 400	0.15	---
59063SMLS	x 2-1/2"	80 / 320	0.20	---
59064SMLS	x 3"	40 / 240	0.24	---
59065SMLS	x 3-1/2"	40 / 240	0.29	---
59066SMLS	x 4"	40 / 240	0.33	---
59067SMLS	x 4-1/2"	40 / 160	0.38	---
59068SMLS	x 5"	40 / 120	0.42	---
59069SMLS	x 5-1/2"	40 / 120	0.47	---
59070SMLS	x 6"	40 / 80	0.51	---
59071SMLS	x 7"	40 / 80	0.60	---
59072SMLS	x 8"	40 / 80	0.69	---
59074SMLS	x 10"	40 / 80	0.88	---
59076SMLS	x 12"	32 / 64	1.06	---

WARNING: This product can expose you to chemicals, including Nickel, which are known to the State of California to cause cancer. For more information, visit www.P65Warnings.ca.gov



BLACK SCH 80 SEAMLESS

FITTINGS AND NIPPLES



3/4" - 14

3/4" DIAMETER SCHEDULE 80 SEAMLESS

Wall Thickness 0.154 - Grade B - Test Pressure 850 PSI - Thread Length 0.79

PART #	LENGTH	BOX/CASE	APPROX. WT. LBS.	LIST PRICE
59080SMLS	X Close (1-3/8")	40/240	0.13	---
59081SMLS	x 1-1/2"	100/200	0.15	---
59082SMLS	x 2"	100/200	0.21	---
59083SMLS	x 2-1/2"	40/160	0.27	---
59084SMLS	x 3"	40/160	0.33	---
59085SMLS	x 3-1/2"	40/120	0.39	---
59086SMLS	x 4"	40/120	0.45	---
59087SMLS	x 4-1/2"	40/120	0.51	---
59088SMLS	x 5"	40/120	0.57	---
59089SMLS	x 5-1/2"	48/96	0.64	---
59090SMLS	x 6"	40/80	0.69	---
59091SMLS	x 7"	40/80	0.82	---
59092SMLS	x 8"	40/80	0.94	---
59094SMLS	x 10"	32/64	1.19	---
59096SMLS	x 12"	24/48	1.44	---



1" - 11 1/2

1" DIAMETER SCHEDULE 80 SEAMLESS

Wall Thickness 0.179 - Grade B - Test Pressure 850 PSI - Thread Length 0.98

PART #	LENGTH	BOX/CASE	APPROX. WT. LBS.	LIST PRICE
59100SMLS	X Close (1-1/2")	40 / 160	0.21	---
59101SMLS	x 2"	40 / 120	0.30	---
59102SMLS	x 2-1/2"	40 / 120	0.37	---
59103SMLS	x 3"	40 / 80	0.47	---
59104SMLS	x 3-1/2"	40 / 80	0.56	---
59105SMLS	x 4"	40 / 80	0.65	---
59106SMLS	x 4-1/2"	40 / 80	0.74	---
59107SMLS	x 5"	40 / 80	0.83	---
59108SMLS	x 5-1/2"	40 / 80	0.92	---
59109SMLS	x 6"	32 / 64	1.01	---
59110SMLS	x 7"	20 / 40	1.19	---
59111SMLS	x 8"	20 / 40	1.37	---
59112SMLS	x 9"	20 / 40	1.55	---
59113SMLS	x 10"	12 / 24	1.74	---
59115SMLS	x 12"	12 / 24	2.10	---

WARNING: This product can expose you to chemicals, including Nickel, which are known to the State of California to cause cancer. For more information, visit www.P65Warnings.ca.gov

BLACK SCH 80 SEAMLESS

FITTINGS AND NIPPLES



1-1/4" DIAMETER SCHEDULE 80 SEAMLESS

Wall Thickness 0.191 - Grade B - Test Pressure 1900 PSI - Thread Length 1.01

PART #	LENGTH	BOX/CASE	APPROX. WT. LBS.	LIST PRICE
59120SMLS	X Close (1-5/8")	40 / 80	0.31	---
59121SMLS	x 2"	40 / 80	0.42	---
59122SMLS	x 2-1/2"	40 / 80	0.52	---
59123SMLS	x 3"	40 / 80	0.64	---
59124SMLS	x 3-1/2"	24 / 48	0.77	---
59125SMLS	x 4"	24 / 48	0.90	---
59126SMLS	x 4-1/2"	24 / 48	1.02	---
59127SMLS	x 5"	20 / 40	1.15	---
59128SMLS	x 5-1/2"	20 / 40	1.27	---
59129SMLS	x 6"	20 / 40	1.40	---
59130SMLS	x 7"	20 / 40	1.65	---
59131SMLS	x 8"	12 / 24	1.90	---
59132SMLS	x 9"	12 / 24	2.15	---
59133SMLS	x 10"	12 / 24	2.40	---
59134SMLS	x 11"	8 / 16	2.65	---
59135SMLS	x 12"	8 / 16	2.90	---



1-1/2" DIAMETER SCHEDULE 80 SEAMLESS

Wall Thickness 0.2 - Grade B - Test Pressure 1900 PSI - Thread Length 1.03

PART #	LENGTH	BOX/CASE	APPROX. WT. LBS.	LIST PRICE
59140SMLS	X Close (1-3/4")	40 / 80	0.41	---
59141SMLS	x 2"	32 / 64	0.51	---
59142SMLS	x 2-1/2"	32 / 64	0.64	---
59143SMLS	x 3"	32 / 64	0.78	---
59144SMLS	x 3-1/2"	20 / 40	0.94	---
59145SMLS	x 4"	20 / 40	1.09	---
59146SMLS	x 4-1/2"	20 / 40	1.23	---
59147SMLS	x 5"	20 / 40	1.39	---
59148SMLS	x 5-1/2"	16 / 32	1.54	---
59149SMLS	x 6"	12 / 24	1.69	---
59150SMLS	x 7"	12 / 24	2.00	---
59151SMLS	x 8"	12 / 24	2.30	---
59153SMLS	x 10"	8 / 16	2.90	---
59155SMLS	x 12"	8 / 16	3.51	---

WARNING: This product can expose you to chemicals, including Nickel, which are known to the State of California to cause cancer.
 For more information, visit www.P65Warnings.ca.gov

BLACK SCH 80 SEAMLESS

FITTINGS AND NIPPLES



2" DIAMETER SCHEDULE 80 SEAMLESS

Wall Thickness 0.218 - Grade B - Test Pressure 2500 PSI - Thread Length 1.06

PART #	LENGTH	BOX/CASE	APPROX. WT. LBS.	LIST PRICE
59160SMLS	X Close (2")	32/64	0.30	---
59161SMLS	x 2-1/2"	20 / 40	0.80	---
59162SMLS	x 3"	20 / 40	1.10	---
59163SMLS	x 3-1/2"	12 / 24	1.31	---
59164SMLS	x 4"	12 / 24	1.52	---
59165SMLS	x 4-1/2"	12 / 24	1.72	---
59166SMLS	x 5"	12 / 24	1.94	---
59167SMLS	x 5-1/2"	12 / 24	2.15	---
59168SMLS	x 6"	8 / 16	2.35	---
59169SMLS	x 7"	8 / 16	2.78	---
59170SMLS	x 8"	8 / 16	3.19	---
59171SMLS	x 9"	1 / 8	3.62	---
59172SMLS	x 10"	1 / 8	4.03	---
59173SMLS	x 11"	1 / 8	4.44	---
59174SMLS	x 12"	1 / 8	4.87	---
59197SMLS	x 24"	1/1	9.74	---



2-1/2" DIAMETER SCHEDULE 80 SEAMLESS

Wall Thickness 0.276 - Grade B - Test Pressure 2500 PSI - Thread Length 1.57

PART #	LENGTH	BOX/CASE	APPROX. WT. LBS.	LIST PRICE
59180SMLS	x Close (2-1/2")	1 / 16	1.25	---
59181SMLS	x 3"	1 / 16	1.57	---
59182SMLS	x 3-1/2"	1 / 16	1.82	---
59183SMLS	x 4"	1 / 16	2.15	---
59184SMLS	x 4-1/2"	1 / 16	1.75	---
59185SMLS	x 5"	1 / 16	2.78	---
59186SMLS	x 5-1/2"	1 / 8	2.25	---
59187SMLS	x 6"	1 / 8	3.41	---
59188SMLS	x 7"	1 / 8	3.89	---
59189SMLS	x 8"	1 / 8	4.69	---
59190SMLS	x 9"	1 / 8	5.34	---
59191SMLS	x 10"	1 / 6	5.97	---
59192SMLS	x 11"	1 / 6	4.89	---
59193SMLS	x 12"	1 / 5	7.26	---

WARNING: This product can expose you to chemicals, including Nickel, which are known to the State of California to cause cancer. For more information, visit www.P65Warnings.ca.gov

BLACK SCH 80 SEAMLESS

FITTINGS AND NIPPLES


FITTINGS & NIPPLES



3" DIAMETER SCHEDULE 80 SEAMLESS

Wall Thickness 0.3 - Grade B - Test Pressure 2500 PSI - Thread Length 1.64


PART #	LENGTH	BOX/CASE	APPROX. WT. LBS.	LIST PRICE
59200SMLS	X Close (2-5/8")	1 / 16	1.79	---
59201SMLS	x 3"	1 / 16	2.11	---
59202SMLS	x 3-1/2"	1 / 16	2.55	---
59203SMLS	x 4"	1 / 8	2.89	---
59204SMLS	x 4-1/2"	1 / 8	3.30	---
59205SMLS	x 5"	1 / 8	3.73	---
59206SMLS	x 5-1/2"	1 / 8	4.17	---
59207SMLS	x 6"	1 / 8	4.57	---
59209SMLS	x 8"	1 / 6	6.29	---
59211SMLS	x 10"	1 / 4	8.01	---
59212SMLS	x 11"	1 / 4	8.85	---
59213SMLS	x 12"	1 / 4	9.72	---



4" DIAMETER SCHEDULE 80 SEAMLESS


Wall Thickness 0.337 - Grade B - Test Pressure 2800 PSI - Thread Length 1.74

PART #	LENGTH	BOX/CASE	APPROX. WT. LBS.	LIST PRICE
59220SMLS	X Close (2-7/8")	1 / 8	2.91	---
59221SMLS	x 4"	1 / 6	4.26	---
59223SMLS	x 5"	1 / 5	5.49	---
59224SMLS	x 5-1/2"			
59225SMLS	x 6"	1 / 5	6.72	---
59227SMLS	x 8"	1 / 3	9.23	---
59228SMLS	9"			
59229SMLS	x 10"	1 / 3	11.73	---
59231SMLS	x 12"	1 / 3	14.24	---



6" DIAMETER

SCHEDULE 80 SEAMLESS



8" DIAMETER

PART #	LENGTH	BOX/CASE	APPROX. WT. LBS.		PART #		
			6"	8"			
59300SMLS	---	X Close	2	3.57	4.62	59320SMLS	---
59301SMLS	---	x 6"	2	14.29	16.91	59322SMLS	---
59305SMLS	---	x 8"	2	19.05	22.54	59324SMLS	---
59308SMLS	---	x 12"	2	28.57	34.18	59328SMLS	---

WARNING: This product can expose you to chemicals, including Nickel, which are known to the State of California to cause cancer. For more information, visit www.P65Warnings.ca.gov

BLACK EXTRA HEAVY XXS SEAMLESS

FITTINGS AND NIPPLES



1/2" DIAMETER BLACK EXTRA HEAVY XXS SEAMLESS
Wall Thickness 0.294 - Grade B - Test Pressure 1000 PSI - Thread Length 0.79

PART #	LENGTH	BOX/CASE	APPROX. WT. LBS.	LIST PRICE
59060SMLSXX	x Close	100 / 200	0.31	---
59062SMLSXX	x 2"	100 / 200	0.58	---
59064SMLSXX	x 3"	50 / 100	0.62	---
59066SMLSXX	x 4"	50 / 100	0.66	---
59070SMLSXX	x 6"	25 / 50	0.75	---



3/4" DIAMETER DIAMETER BLACK EXTRA HEAVY XXS SEAMLESS
Wall Thickness 0.308 - Grade B - Test Pressure 1000 PSI - Thread Length 0.79

PART #	LENGTH	BOX/CASE	APPROX. WT. LBS.	LIST PRICE
59080SMLSXX	x Close	40/240	0.55	---
59082SMLSXX	x 2"	50 / 100	0.62	---
59086SMLSXX	x 4"	25 / 50	0.68	---
59090SMLSXX	x 6"	25 / 50	0.71	---



1" DIAMETER DIAMETER BLACK EXTRA HEAVY XXS SEAMLESS
Wall Thickness 0.358 - Grade B - Test Pressure 1000 PSI - Thread Length 0.98

PART #	LENGTH	BOX/CASE	APPROX. WT. LBS.	LIST PRICE
59100SMLSXX	x close	50 / 100	0.88	---
59101SMLSXX	x 2"	50 / 100	1.07	---
59103SMLSXX	x 3"	20/40	1.10	---
59105SMLSXX	x 4"	20 / 40	1.14	---
59109SMLSXX	x 6"	20 / 40	1.75	---



2" DIAMETER DIAMETER BLACK EXTRA HEAVY XXS SEAMLESS
Wall Thickness 0.436 - Grade B - Test Pressure 2500 PSI - Thread Length 1.06

PART #	LENGTH	BOX/CASE	APPROX. WT. LBS.	LIST PRICE
59160SMLSXX	x close	1 / 25	1.36	---
59161SMLSXX	x 2-1/2"	1 / 20	1.67	---
59162SMLSXX	x 3"	1 / 20	2.09	---
59163SMLSXX	x 3-1/2"	1 / 12	2.51	---
59164SMLSXX	x 4"	1 / 12	2.86	---
59166SMLSXX	x 5"	1/12	3.04	---
59168SMLSXX	x 6"	1 / 11	3.20	---
59170SMLSXX	x 8"	1 / 8	5.86	---
59172SMLSXX	x 10"	1 / 8	7.31	---
59174SMLSXX	x 12"	1 / 8	9.34	---

WARNING: This product can expose you to chemicals, including Nickel, which are known to the State of California to cause cancer. For more information, visit www.P65Warnings.ca.gov

FITTINGS & NIPPLES


SCH 40 AND SCH 80 GROOVE NIPPLES

FITTINGS AND NIPPLES

THREAD X GROOVE



SCH 40



SCH 80

2" DIAMETER

PART #	LIST PRICE	BOX	WTG	LENGTH	WTG	BOX	PART #	LIST PRICE
57162TV	---	50	0.70	x 3	1.03	40	59162TV	---
57164TV	---	30	0.97	x 4	1.40	24	59164TV	---
57168TV	---	20	1.64	x 6	2.41	16	59168TV	---
57170TV	---	20	2.15	x 8	3.20	16	59170TV	---
57172TV	---	10	2.80	x 10	3.65	8	59172TV	---
57174TV	---	10	3.45	x 12	4.01	8	59174TV	---

3" DIAMETER

PART #	LIST PRICE	BOX	WTG	LENGTH	WTG	BOX	PART #	LIST PRICE
57201TV	---	20	1.26	x 3	2.01	16	59201TV	---
57203TV	---	10	1.80	x 4	3.01	8	59203TV	---
57207TV	---	10	3.17	x 6	4.87	8	59207TV	---
57209TV	---	8	4.13	x 8	5.86	6	59209TV	---
57211TV	---	5	5.48	x 10	6.19	4	59211TV	---
57213TV	---	5	6.24	x 12	6.37	4	59213TV	---

4" DIAMETER

PART #	LIST PRICE	BOX	WTG	LENGTH	WTG	BOX	PART #	LIST PRICE
57222TV	---	8	2.40	x 3	4.11	6	59222TV	---
57223TV	---	8	2.52	x 4	4.15	6	59221TV	---
57227TV	---	6	4.30	x 6	6.52	5	59225TV	---
57229TV	---	4	5.63	x 8	7.18	3	59229TV	---
57332TV	---	4	7.90	x 10	11.74	3	59231TV	---
57228TV	---	4	8.25	x 12	14.24	3	59227TV	---

NOMINAL IPS PIPE SIZE	O.D. ACTUAL	GASKET SEAT "A"	GROOVE WIDTH "B"	GROOVE DIAMETER "C"	ACTUAL GROOVE DEPTH "D"
2	2.375	0.625	0.312	2.250	0.062
3	3.500	0.625	0.312	3.344	0.078
4	4.500	0.625	0.375	4.334	0.083

SEAMLESS SCH 40 GROOVE X BEVEL NIPPLES

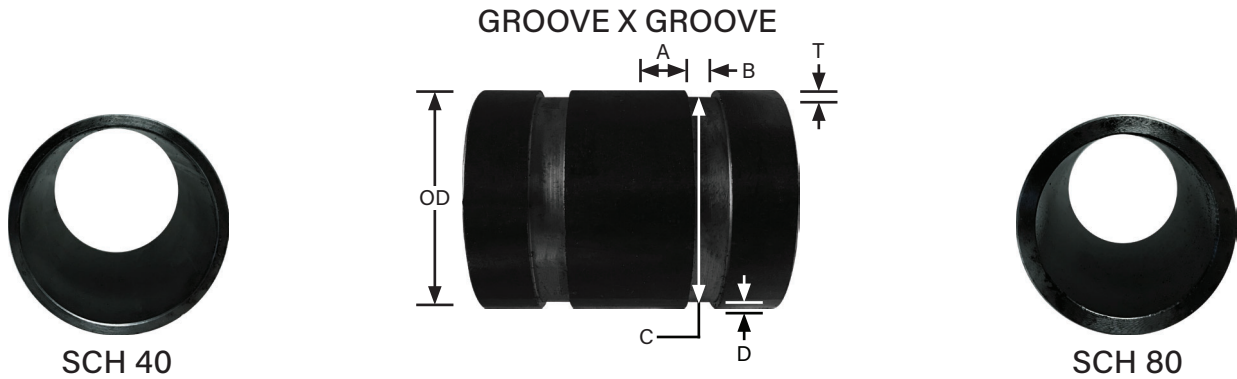


PART #	DIA. X LENGTH	
57162GBS	2 x 3	---
57201GBS	3 x 3	---
57222GBS	4 x 3	---
57400GBS	8 x 3	---
57500GBS	10 x 3	---
57600GBS	12 x 3	---

WARNING: This product can expose you to chemicals, including Nickel, which are known to the State of California to cause cancer. For more information, visit www.P65Warnings.ca.gov

BLACK SCH 40 AND SCH 80 SEAMLESS GROOVE NIPPLES

FITTINGS AND NIPPLES



2" DIAMETER

PART #	LIST PRICE	BOX	WTG	LENGTH	WTG	BOX	PART #	LIST PRICE
57162V	---	50	0.70	x 3	1.03	40	59162V	---
57164V	---	30	0.97	x 4	1.40	24	59164V	---
57168V	---	20	1.64	x 6	2.41	16	59168V	---
57170V	---	20	2.15	x 8	3.20	16	59170V	---
57172V	---	10	2.80	x 10	3.65	8	59172V	---
57174V	---	10	3.45	x 12	4.01	8	59174V	---

3" DIAMETER

PART #	LIST PRICE	BOX	WTG	LENGTH	WTG	BOX	PART #	LIST PRICE
57201V	---	20	1.26	x 3	2.01	16	59201V	---
57203V	---	10	1.80	x 4	3.01	8	59203V	---
57207V	---	10	3.17	x 6	4.87	8	59207V	---
57209V	---	8	4.13	x 8	5.86	6	59209V	---
57211V	---	5	5.48	x 10	6.19	4	59211V	---
57213V	---	5	6.24	x 12	6.37	4	59213V	---

4" DIAMETER

PART #	LIST PRICE	BOX	WTG	LENGTH	WTG	BOX	PART #	LIST PRICE
57223V	---	8	2.52	x 4	4.15	6	59221V	---
57227V	---	6	4.35	x 6	6.52	5	59225V	---
57229V	---	4	5.63	x 8	7.18	3	59227V	---
57332V	---	4	7.90	x 10	11.74	3	59229V	---
57228V	---	4	8.25	x 12	14.24	3	59231V	---

THREAD X BEVEL



PART #	LIST PRICE	LIST PRICE
57162TB	2 x 3	---
57201TB	3 x 3	---
57221TB	4 x 4	---

WARNING: This product can expose you to chemicals, including Nickel, which are known to the State of California to cause cancer. For more information, visit www.P65Warnings.ca.gov

FITTINGS & NIPPLES

MERCHANT COUPLINGS

FITTINGS AND NIPPLES

MERCHANT COUPLINGS

Product Specifications

Welded steel couplings both galvanized and black in diameters from 1/8" up to 4".

Technical Specifications

Standards: Product complies with ASTM A865 and ANSI B1.20.1 for threading, dimensions and pipe specifications. Federal Spec WW-P-404

Pipe: Complies with ASTM A-53 milltested schedule 40 and 80. Meets ANSI B36.1. All pipe is hydrostatic tested.

Galvanized: Zinc coating applied by hot dipping. Galvanized complying with ASTM-A-123.

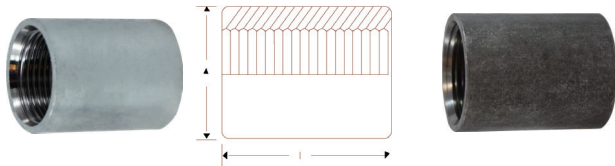
HALF MERCHANT COUPLINGS



• Straight threads thru 2"

PART # GALV	LIST PRICE	SIZE	PART # BLACK	LIST PRICE
		1/8"	65770H	
		1/4"	65771H	---
		3/8"	65772H	---
64773H	---	1/2"	65773H	---
64774H	---	3/4"	65774H	---
64775H	---	1"	65775H	---
64776H	---	1-1/4"	65776H	---
64777H	---	1-1/2"	65777H	---
64778H	---	2"	65778H	---
		2-1/2"	65779H	---
		3"	65780H	---
		4"	65781H	---

MERCHANT COUPLINGS



• Straight threads thru 2"

PART # GALV	LIST PRICE	SIZE	PART # BLACK	LIST PRICE
64770	---	1/8"	65770	---
64771	---	1/4"	65771	---
64772	---	3/8"	65772	---
64773	---	1/2"	65773	---
64774	---	3/4"	65774	---
64775	---	1"	65775	---
64776	---	1-1/4"	65776	---
64777	---	1-1/2"	65777	---
64778	---	2"	65778	---
64779	---	2-1/2"	65779	---
64780	---	3"	65780	---
64781	---	4"	65781	---
		5"	65782	---
		6"	65783	---



#304 STAINLESS STEEL MERCHANT COUPLINGS

PART #	SIZE	LIST PRICE
61775	1	---
61776	1-1/4	---
61777	1-1/2	---
61778	2	---

Also available:
Extra Heavy Merchant Couplings

MERCHANT COUPLINGS SPECIFICATIONS

SIZE	OUTSIDE DIAM.	LENGTH	WEIGHT 100 PCS APPROX.	QUANTITY PER BOX	THREADS PER INCH	THREADS
		INCHES	POUNDS			TYPE
1/8"	.59"	.78	3.5	1000	27	Straight
1/4"	.73"	1.18	7.5	500	18	Straight
3/8"	.86"	1.18"	9	600	18	Straight
1/2"	1.063"	1-9/16"	13.0	100	14	Straight
3/4"	1.313"	1-5/8"	28.3	50	14	Straight
1"	1.576"	2"	40.1	30	11-1/2	Straight
1-1/4"	1.900"	2-1/16"	49.5	25	11-1/2	Straight
1-1/2"	2.17"	2-3/64"	71.48	25	11-1/2	Straight
2"	2.750"	2-1/8"	112.0	20	11-1/2	Straight
2-1/2"	3.250"	3-1/8"	231.2	8	8	Taper Tapped
3"	4.000"	3-1/4"	353.8	5	8	Taper Tapped
4"	5.000"	3-1/2"	471.8	4	8	Taper Tapped
6"	7.32	4"	1000.05	4	8	Taper Tapped

WARNING: This product can expose you to chemicals, including Nickel, which are known to the State of California to cause cancer. For more information, visit www.P65Warnings.ca.gov

API LINE COUPLINGS

A105 BLACK STEEL TAPER TAPPED COUPLINGS

Product Specifications

These couplings are manufactured in accordance with American Petroleum Institute specifications 5L & 5B.

All couplings are phosphated.

All sizes are taper tapped 3/4" per foot on the diameter.

*CERTIFIED BY THE AMERICAN PETROLEUM INSTITUTE



- A105
- Black Steel
 - API line API SL

- Each end has a short, unthreaded recess before the threads start.
- Use with sch 80 & sch. 160 nipples & pipe.
- Max. pressure: 3000PSI

API LINE PIPE COUPLINGS

PART #	NPT SIZE	THREADS PER INCH	OUTSIDE DIAMETER	LENGTH	UNIT WEIGHT	LIST PRICE
65770API	1/8"	27	0.563	1-1/16	0.04	---
65771API	1/4"	18	0.719	1-5/8	0.10	---
65772API	3/8"	18	0.875	1-5/8	0.13	---
65773API	1/2"	14	1.063	2-1/8	0.24	---
65774API	3/4"	14	1.313	2-1/8	0.35	---
65775API	1"	11.5	1.576	2-5/8	0.52	---
65776API	1-1/4"	11.5	2.054	2-3/4	1.00	---
65777API	1-1/2"	11.5	2.200	2-3/4	0.88	---
65778API	2"	11.5	2.875	2-7/8	1.83	---
65779API	2-1/2"	8	3.375	4-1/8	3.28	--
65780API	3"	8	4.000	4-1/4	4.09	---
65781API	4"	8	5.200	4-1/2	7.59	---
65783API	6"	8	7.390	4-5/8	12.92	---
65784API	8"	8	9.625	5-3/4	23.18	---

WARNING: This product can expose you to chemicals, including Nickel, which are known to the State of California to cause cancer. For more information, visit www.P65Warnings.ca.gov

#150 AND #300 BLACK & GALVANIZED MALLEABLE FITTINGS

FITTINGS AND NIPPLES

MALLEABLE FITTINGS



- SATURATED STEAM PRESSURE 150 PSI @ 350°F
- MAX PRESSURE 300 PSI @ 150°F
- TEMP RANGE -20°F TO 350°F

ISO 9002 - CERTIFICATE OF QUALITY - UL/FM LISTED

Our quality fittings are made with care and attention to detail. With better molds we can reduce parting lines and rough edges resulting in better fluid flow. By using a low temperature galvanizing process the coating is more durable which means a longer lasting fitting. All Fittings are 100% Pressure Tested to 300# Class.

(Every fitting is subjected to an underwater fitness test to ensure the highest quality)

SPECIFICATIONS

- MATERIAL: ASTM A 197 - Cuppla Malleable Iron, ASTM A 153 - Hot dipped galvanizing • Coating ASTM A164 LS
- DIMENSIONS: ANSI B 16.3 - Malleable Iron threaded fittings, ANSI B 16.14 - Ferrous Pipe Plugs, Bushings etc..., ANSI B 16.39 - Malleable Iron threaded pipe unions.
- THREADS: ANSI B 2.1 or BS 21 ASME B1.20.1 • RoHS Compliant • Tapered Threads
- Pressure - Saturated steam 150 PSI @350°F: Max pressure 300 PSI - 150°F
- Temperature range -20 - 350°F

MALLEABLE IRON - ANSI B 16.3				
F°	CLASS	SIZES	SIZES	SIZES
	150 PSIG	1/4-1 300#	1 1/4-2 300#	2 1/4-3 300#
-200-150	300	2000	1500	1000
200	265	1785	1350	910
250	225	1575	1200	825
300	185	1360	1050	735
366*	150	1150	900	650

*Permissible for service temperature up to 366°F, reflecting the temperature of saturated steam at 150 psig.

STEEL FITTINGS



- 1010 Carbon Steel, 3/4 taper threads (see hydraulic section for 7/8 taper threads.)
- Finish or coating • Black Dipped in rust resistant • Galvanized, Zinc Plated (Inside and Out)

300LB MALLEABLE FITTINGS



- MAX. PRESSURE: 300 PSI WOG @ 72°F; 150 PSI WOG SATURATED STEAM
- MEET ANSI/ ASME B1.20.1 STANDARDS
 - BLACK MEET ASTM 197 STANDARDS

BULL PLUGS AND SWAGES



FLANGES




WARNING: This product can expose you to chemicals, including Nickel, which are known to the State of California to cause cancer. For more information, visit www.P65Warnings.ca.gov

BLACK AND GALVANIZED IRON #150


FITTINGS AND NIPPLES

ELBOWS 90°




PART # GALVANIZED	LIST PRICE	SIZE	A	BOX/ CASE	APPROX. WT. LBS.	PART # BLACK	LIST PRICE
64100	---	1/8"	0.69	50/600	0.07	65100	---
64101	---	1/4"	0.81	35/420	0.10	65101	---
64102	---	3/8"	0.95	90/360	0.16	65102	---
64103	---	1/2"	1.12	50/200	0.23	65103	---
64104	---	3/4"	1.31	35/105	0.35	65104	---
64105	---	1"	1.50	20/60	0.57	65105	---
64106	---	1-1/4"	1.75	20/40	0.86	65106	---
64107	---	1-1/2"	1.94	15/30	1.31	65107	---
64108	---	2"	2.25	8/16	1.79	65108	---
64109	---	2-1/2"	2.70	6/12	3.35	65109	---
64110	---	3"	3.08	4/8	5	65110	---
64112	---	4"	3.79	1/2	9.02	65112	---
		5"				65113	---
64114	---	6"	5.13	1/1	23.68	65114	---
		8"			41.1	65115	---

REDUCING ELBOWS 90°



PART # GALVANIZED	LIST PRICE	SIZE	A	B	BOX/ CASE	AP-PROX. WT. LBS.	PART # BLACK	LIST PRICE
64122	---	3/8" x 1/4"	0.88	0.90	90/360	0.16	65122	---
64123	---	1/2" x 1/4"	0.97	0.98	60/240	0.21	65123	---
64124	---	1/2" x 3/8"	1.04	1.03	60/240	0.24	65124	---
64126	---	3/4" x 3/8"	1.12	1.13	40/160	0.31	65126	---
64127	---	3/4" x 1/2"	1.20	1.22	40/160	0.44	65127	---
64130	---	1" x 1/2"	1.26	1.40	25/100	0.52	65130	---
64131	---	1" x 3/4"	1.37	1.45	50/100	0.58	65131	---
64133	---	1-1/4" x 3/4"	1.45	1.62	15/120	0.79	65133	---
64134	---	1-1/4" x 1"	1.58	1.67	10/40	0.80	65134	---
64136	---	1-1/2" x 3/4"	1.52	1.75	10/40	0.88	65136	---
64137	---	1-1/2" x 1"	1.65	1.80	10/40	1.07	65137	---
64138	---	1-1/2" x 1-1/4"	1.82	1.88	15/30	1.12	65138	---
64139	---	2" x 3/4"					65139	---
64140	---	2" x 1"	1.73	2.02	14/28	1.41	65140	---
64141	---	2" x 1-1/4"	1.90	2.10	10/20	1.53	65141	---
64142	---	2" x 1-1/2"	2.02	2.16	10/20	1.65	65142	---
64145	---	2-1/2" x 1-1/2"	2.16	2.51	6/12	2.97	65145	---
		2-1/2" x 2"	2.39	2.60	6/12	3.18	65146	---
64150	---	3 x 2					65150	---
		3 x 2-1/2					65151	---

90° STREET ELBOWS



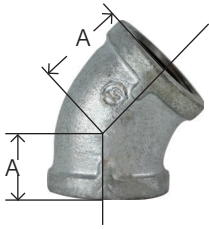
PART # GALVANIZED	LIST PRICE	SIZE	A	B	BOX/ CASE	APPROX. WT. LBS.	PART # BLACK	LIST PRICE
64160	---	1/8"	0.69	1.00	60/720	.06	65160	---
64161	---	1/4"	0.80	1.17	35/420	.10	65161	---
64162	---	3/8"	0.95	1.48	40/240	.15	65162	---
64163	---	1/2"	1.10	1.59	60/180	.22	65163	---
64164	---	3/4"	1.28	1.85	35/105	.39	65164	---
64165	---	1"	1.47	2.10	35/105	.60	65165	---
64166	---	1-1/4"	1.75	2.57	25/50	.95	65166	---
64167	---	1-1/2"	1.90	2.63	9/27	1.37	65167	---
64168	---	2"	2.21	3.19	8/16	2.25	65168	---
64169	---	2-1/2"	2.65	3.78	5/10	3.32	65169	---
64170	---	3"	3.02	4.42	4/8	5.27	65170	---
64171	---	4"	3.72	5.57	2/4	8.94	65171	---

WARNING: This product can expose you to chemicals, including Nickel, which are known to the State of California to cause cancer. For more information, visit www.P65Warnings.ca.gov

BLACK AND GALVANIZED IRON #150


FITTINGS AND NIPPLES

ELBOWS 45°




PART # GALVANIZED	LIST PRICE	SIZE	A	BOX/ CASE	APPROX. WT. LBS.	PART # BLACK	LIST PRICE
64180	---	1/8"	0.63	50/600	.07	65180	---
64181	---	1/4"	0.73	30/360	.10	65181	---
64182	---	3/8"	0.80	75/300	.14	65182	---
64183	---	1/2"	0.88	50/200	.21	65183	---
64184	---	3/4"	0.98	40/120	.33	65184	---
64185	---	1"	1.12	20/60	.50	65185	---
64186	---	1-1/4"	1.29	20/40	.74	65186	---
64187	---	1-1/2"	1.43	10/30	1.01	65187	---
64188	---	2"	1.68	12/24	1.53	65188	---
64189	---	2-1/2"	1.95	9/18	2.78	65189	---
64190	---	3"	2.17	1/10	4.49	65190	---
64191	---	4"	2.61	2/4	7.44	65191	---
64192	---	6"	3.46	1/1	18.63	65192	---

45° STREET ELBOWS



PART # GALVANIZED	LIST PRICE	SIZE	A	B	BOX/ CASE	APPROX. WT. LBS.	PART # BLACK	LIST PRICE
64200	---	1/8"	0.63	0.83	70/840	.05	65200	---
64201	---	1/4"	0.73	0.94	40/480	.09	65201	---
64202	---	3/8"	0.80	1.03	100/400	.14	65202	---
64203	---	1/2"	0.86	1.30	75/225	.19	65203	---
64204	---	3/4"	0.96	1.48	40/120	.28	65204	---
64205	---	1"	1.10	1.69	25/75	.48	65205	---
64206	---	1-1/4"	1.26	1.87	10/40	.71	65206	---
64207	---	1-1/2"	1.40	2.05	10/30	1.02	65207	---
64208	---	2"	1.65	2.38	12/24	1.68	65208	---
64209	---	2-1/2"	1.95	2.72	6/12	2.69	65209	---
64210	---	3"	2.17	3.16	3/6	4.61	65210	---
64211	---	4"	2.61	3.90	2/4	7.74	65211	---

CROSSES




PART # GALVANIZED	LIST PRICE	SIZE	A	BOX/ CASE	APPROX. WT. LBS.	PART # BLACK	LIST PRICE
64390	---	1/8"	0.65	50/600	.14	65390	---
64391	---	1/4"	0.80	60/240	.17	65391	---
64392	---	3/8"	0.95	50/150	.26	65392	---
64393	---	1/2"	1.12	30/90	.42	65393	---
64394	---	3/4"	1.31	20/60	.64	65394	---
64395	---	1"	1.50	15/30	.98	65395	---
64396	---	1-1/4"	1.75	10/20	1.45	65396	---
64397	---	1-1/2"	1.94	8/16	1.90	65397	---
64398	---	2"	2.25	5/10	2.96	65398	---
		2-1/2"	2.71	4/8	5.49	65399	---
64400	---	3"	3.06	2/4	7.71	65400	---
		4"		1/1	14.77	65401	---

WARNING: This product can expose you to chemicals, including Nickel, which are known to the State of California to cause cancer. For more information, visit www.P65Warnings.ca.gov

BLACK AND GALVANIZED IRON #150

FITTINGS AND NIPPLES


TEES



PART # GALVANIZED	LIST PRICE	SIZE	A	BOX/CASE	APPROX. WT. LBS.	PART # BLACK	LIST PRICE
64250	---	1/8"	0.69	120/480	.11	65250	---
64251	---	1/4"	0.81	75/300	.15	65251	---
64252	---	3/8"	0.95	45/180	.22	65252	---
64253	---	1/2"	1.12	40/120	.36	65253	---
64254	---	3/4"	1.31	35/70	.48	65254	---
64255	---	1"	1.50	20/40	.83	65255	---
64256	---	1-1/4"	1.75	14/28	1.29	65256	---
64257	---	1-1/2"	1.94	12/24	1.66	65257	---
64258	---	2"	2.26	8/16	2.50	65258	---
64259	---	2-1/2"	2.70	4/8	4.45	65259	---
64260	---	3"	3.08	1/6	6.72	65260	---
64261	---	4"	3.79	1/2	11.31	65261	---
64262	---	6"	5.13	1/1	30.75	65262	---


REDUCING TEES

(Same Size On Run, Reducing On Branch)



PART # GALVANIZED	LIST PRICE	SIZE (1&2) X 3	A	B	BOX/ CASE	APPROX. WT. LBS.	PART # BLACK	LIST PRICE
64273	---	3/8" x 1/4"	0.81	0.90	25/300	.18	65273	---
64276	---	1/2" x 1/4"	0.97	0.98	40/160	.24	65276	---
64279	---	1/2" x 3/8"	1.04	1.03	40/160	.35	65279	---
64282	---	3/4" x 1/4"	1.05	1.08	25/100	.43	65282	---
64283	---	3/4" x 3/8"	1.12	1.13	25/100	.39	65283	---
64286	---	3/4" x 1/2"	1.20	1.18	20/80	.49	65286	---
64268	---	1" x 1/4"	1.11	1.22	20/80	.51	65268	---
64269	---	1" x 3/8"	1.18	1.27	15/60	.55	65269	---
64291	---	1" x 1/2"	1.26	1.40	15/60	.63	65291	---
64298	---	1" x 3/4"	1.37	1.45	12/48	.71	65298	---
64301	---	1-1/4" x 1/2"	1.34	1.45	20/40	.91	65301	---
64303	---	1-1/4" x 3/4"	1.45	1.62	20/40	.99	65303	---
64306	---	1-1/4" x 1"	1.58	1.66	20/40	1.07	65306	---
64721	---	1-1/2" x 1/2"				1.12	65721	---
64316	---	1-1/2" x 3/4"	1.41	1.75	15/30	1.23	65316	---
64318	---	1-1/2" x 1"	1.65	1.88	10/30	1.33	65318	---
64322	---	1-1/2" x 1-1/4"	1.65	1.88	12/24	1.52	65322	---
64327	---	2" x 1/2"	1.49	1.88	10/20	1.64	65327	---
64328	---	2" x 3/4"	1.60	1.97	10/20	1.71	65328	---
64330	---	2" x 1"	1.73	2.02	10/20	1.88	65330	---
64334	---	2" x 1-1/4"	1.86	2.06	8/16	2.03	65334	---
64336	---	2" x 1-1/2"	1.98	2.12	8/16	2.22	65336	---
64342	---	2-1/2" x 1"				2.85	65342	---
	---	2-1/2" x 1-1/2"	2.16	2.51	5/10	2.97	65343	---
64344	---	2-1/2" x 2"					65344	---
64729	---	3" x 1"	2.00	2.00	3/6	4.15	65357	---
	---	3" x 1-1/2"				5.19	65359	---
64351	---	3" x 2"	2.52	2.89	3/6	5.35	65351	---

BULLHEAD TEES



PART # GALVANIZED	LIST PRICE	SIZE (1&2) X 3	A	B	BOX/ CASE	APPROX. WT. LBS.	PART # BLACK	LIST PRICE
64280	---	1/2" x 3/4"	1.22	1.20	30/120	.4	65280	---
64289	---	3/4" x 1"	1.45	1.37	20/120	.60	65289	---
64299	---	1" x 1-1/4"	1.67	1.58	15/30	.96	65299	---
64300	---	1" x 1-1/2"	1.80	1.65	9/36	1.11	65300	---
64317	---	1-1/4" x 1-1/2"	1.88	1.82	12/24	1.07	65317	---
64319	---	1-1/2" x 2"	2.12	1.98	8/32	2.10	65319	---

WARNING: This product can expose you to chemicals, including Nickel, which are known to the State of California to cause cancer. For more information, visit www.P65Warnings.ca.gov

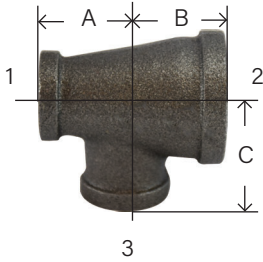
FITTINGS & NIPPLES

BLACK AND GALVANIZED IRON #150

FITTINGS AND NIPPLES

REDUCING TEES


REDUCING ON RUN



PART #	SIZE 1 X 2 X 3	A	B	C	BOX/ CASE	APPROX. WT. LBS.	LIST PRICE	PART # BLACK
64287	3/4" x 1/2" x 1/2"	1.18	1.18	1.20	25/100	0.39	---	65287
64288	3/4" x 1/2" x 3/4"	1.28	1.20	1.28	20/80	0.49	---	65288
64292	1" x 1/2" x 1/2"	1.31	1.22	1.31	20/80	0.51	---	65292
64293	1" x 1/2" x 3/4"	1.22	1.37	1.45	20/80	0.53	---	65293
64294	1" x 1/2" x 1"	1.40	1.50	1.50	15/60	0.54	---	65294
	1" x 3/4" x 1/2"	1.20	1.26	1.40	20/80	0.58	---	65295
64296	1" x 3/4" x 3/4"	1.34	1.28	1.42	15/60	0.63	---	65296
64297	1" x 3/4" x 1"	1.45	1.50	1.50	15/60	0.62	---	65297
	1-1/4" x 1/2" x 1"							65311
64314	1-1/4" x 1/2" x 1-1/4"							65314
64347	1-1/4" x 3/4" x 3/4"	1.31	1.45	1.64	10/40	0.66	---	65347
64348	1-1/4" x 3/4" x 1"							65348
64305	1-1/4" x 3/4" x 1-1/4"	1.62	1.75	1.75	10/40	1.14	---	65305
64309	1-1/4" x 1" x 1"	1.55	1.47	1.63	20/40	1.00	---	65309
	1-1/4" x 1" x 1/2"	1.26	1.34	1.53	20/40	1.10	---	65349
	1-1/4" x 1" x 3/4"						---	65350
64310	1-1/4" x 1" x 1-1/4"	1.30	1.36	1.44	15/30	1.21	---	65310
	1-1/2" x 3/4" x 1-1/2"							65281
	1-1/2" x 1" x 3/4"							65320
	1-1/2" x 1" x 1-1/4"							65321
64372	1-1/2" x 1" x 1"	1.50	1.65	1.78	15/30	1.28	---	65372
	1-1/2" x 1" x 1-1/2"							65323
64375	1-1/2" x 1-1/4" x 3/4"	1.43	1.52	1.25	15/30	1.30	---	65375
64325	1-1/2" x 1-1/4" x 1"							65325
64377	1-1/2" x 1-1/4" x 1-1/4"	1.75	1.82	1.88	15/30	1.35	---	65377
	1-1/2" x 1-1/4" x 1-1/2"							65326
	2" x 3/4" x 2"						---	65267
	2" x 1" x 2"							65332
	2" x 1-1/4" x 1-1/4"							65302
	2" x 1-1/4" x 1-1/2"							65331
	2" x 1-1/4" x 2"							65335
	2" x 1-1/2" x 1-1/4"	1.82	1.90	2.10	10/30	1.21	---	65312
	2" x 1-1/2" x 1-1/2"	1.94	2.02	2.16	10/30	1.79	---	65313
	2 x 1-1/2 x 2							65339

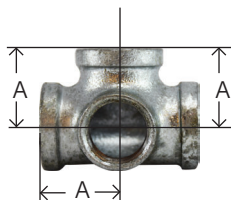
MALLEABLE SERVICE TEE

(STREET TEE)



PART # GALVANIZED	LIST PRICE	SIZE	A	B	BOX/ CASE	APPROX. WT. LBS.	PART # BLACK	LIST PRICE
64363	---	1/2"	1.12	1.62	40/12	0.31	65363	---
64364	---	3/4"	1.31	1.89	25/75	0.49	65364	---
		1"					65365	---

SIDE OUTLET TEES




PART # GALVANIZED	LIST PRICE	SIZE	A	BOX/ CASE	APPROX. WT. LBS.	PART # BLACK	LIST PRICE
64383	---	1/2"	1.12	25/100	.39	65383	---
64384	---	3/4"	1.31	15/60	.58	65384	---
64385	---	1"	1.50	20/40	.88	65385	---
64386	---	1-1/4"	1.75	12/24	1.32	65386	---
		1-1/2"	1.97	1/1	1.56	65387	---
		2"	2.29	1/1	1.81	65388	---

WARNING: This product can expose you to chemicals, including Nickel, which are known to the State of California to cause cancer. For more information, visit www.P65Warnings.ca.gov

BLACK AND GALVANIZED IRON #150

FITTINGS AND NIPPLES

COUPLINGS



PART # GALVANIZED	LIST PRICE	SIZE	A	BOX/ CASE	APPROX. WT. LBS.	PART # BLACK	LIST PRICE
64410	---	1/8"	0.96	70/840	.07	65410	---
64411	---	1/4"	1.06	40/480	.09	65411	---
64412	---	3/8"	1.16	40/480	.13	65412	---
64413	---	1/2"	1.34	60/240	.19	65413	---
64414	---	3/4"	1.52	50/150	.28	65414	---
64415	---	1"	1.67	25/100	.45	65415	---
64416	---	1-1/4"	1.93	16/64	.66	65416	---
64417	---	1-1/2"	2.15	18/36	.84	65417	---
64418	---	2"	2.54	12/24	1.39	65418	---
64419	---	2-1/2"	2.88	8/16	2.42	65419	---
64420	---	3"	3.18	1/12	3.49	65420	---
64421	---	4"	3.69	3/6	5.81	65421	---
64422	---	6"	4.23	1/2	28.62	65422	---

REDUCING COUPLINGS



PART # GALVANIZED	LIST PRICE	SIZE	A	BOX/ CASE	APPROX. WT. LBS.	PART # BLACK	LIST PRICE
64430	---	1/4" x 1/8"	1.00	50/600	.07	65430	---
64431	---	3/8" x 1/8"	1.13	35/420	.09	65431	---
64432	---	3/8" x 1/4"	1.13	30/360	.11	65432	---
64433	---	1/2" x 1/8"	1.25	75/300	.13	65433	---
64434	---	1/2" x 1/4"	1.25	75/300	.11	65434	---
64435	---	1/2" x 3/8"	1.25	60/240	.15	65435	---
64439	---	3/4" x 1/8"	1.44	60/240	.18	65439	---
64436	---	3/4" x 1/4"	1.44	45/18	.19	65436	---
64437	---	3/4" x 3/8"	1.44	45/18	.21	65437	---
64438	---	3/4" x 1/2"	1.44	60/180	.25	65438	---
64459	---	1" x 1/4"	1.69	45/135	.34	65459	---
64440	---	1" x 3/8"	1.69	30/120	.35	65440	---
64441	---	1" x 1/2"	1.69	30/120	.36	65441	---
64442	---	1" x 3/4"	1.69	25/100	.39	65442	---
64460	---	1-1/4" x 3/8"	2.06	25/75	.55	65460	---
64444	---	1-1/4" x 1/2"	2.06	25/75	.53	65444	---
64445	---	1-1/4" x 3/4"	2.06	25/75	.57	65445	---
64446	---	1-1/4" x 1"	2.06	15/60	.61	65446	---
64443	---	1-1/2" x 3/8"	2.31	20/60	.71	65443	---
64447	---	1-1/2" x 1/2"	2.31	20/60	.69	65447	---
64448	---	1-1/2" x 3/4"	2.31	15/60	.71	65448	---
64449	---	1-1/2" x 1"	2.31	25/50	.78	65449	---
64450	---	1-1/2" x 1-1/4"	2.31	12/48	.87	65450	---
64458	---	2" x 1/2"	2.81	12/36	1.14	65458	---
64451	---	2" x 3/4"	2.81	12/36	1.14	65451	---
64452	---	2" x 1"	2.81	12/36	1.21	65452	---
64453	---	2" x 1-1/4"	2.81	9/27	1.19	65453	---
64454	---	2" x 1-1/2"	2.81	9/27	1.38	65454	---
		2 1/2" x 1"				65455	
64429		2 1/2 x 1 1/4				65429	
64461	---	2-1/2" x 1-1/2"	3.25	20/40	2.07	65461	---
64462	---	2-1/2" x 2"	3.25	7/14	2.23	65462	---
64466		3" x 1"				65466	
64486	---	3" x 1-1/2"	3.69	6/12	3.23	65486	---
64456	---	3" x 2"	3.69	6/12	3.30	65456	---
64463	---	3" x 2-1/2"	3.69	5/10	3.55	65463	---
		4" x 1 1/2"				65468	
64464	---	4" x 2"	4.38	3/6	5.55	65464	---
64465	---	4" x 2-1/2"	4.38	3/6	5.90	65465	---
64457	---	4" x 3"	4.38	3/6	6.05	65457	---
		6" x 4"	4.24	1/2	10.86	65491	---

WARNING: This product can expose you to chemicals, including Nickel, which are known to the State of California to cause cancer. For more information, visit www.P65Warnings.ca.gov

BLACK AND GALVANIZED IRON #150

FITTINGS AND NIPPLES

HEX BUSHING



Hex



* INSIDE HEX

PART #	LIST PRICE	SIZE M X F	A	HEX	BOX/ CASE	APPROX. WT. LBS.	PART # BLACK	LIST PRICE
64500	---	*1/4" x 1/8"	0.79	0.67	1/25	.03	65500	---
64501	---	*3/8" x 1/8"	0.79	0.75	1/25	.06	65501	---
64502	---	*3/8" x 1/4"	0.79	0.75	1/25	.05	65502	---
64503	---	1/2" x 1/8"	0.84	1.03	150/600	.09	65503	---
64504	---	1/2" x 1/4"				.08	65504	---
64505	---	1/2" x 3/8"	0.75	1.03	150/600	.07	65505	---
64506	---	3/4" x 1/8"	0.85	1.15	75/300	.14	65506	---
64507	---	3/4" x 1/4"	0.85	1.15	75/300	.13	65507	---
64508	---	3/4" x 3/8"	0.85	1.15	75/300	.12	65508	---
64509	---	3/4" x 1/2"	0.93	1.15	75/300	.10	65509	---
64557		1" x 1/8"					65557	
64510*	---	1" x 1/4"	1.13	1.12	50/200	.20	65510*	---
64511*	---	1" x 3/8"	1.13	1.12	50/200	.18	65511*	---
64512	---	1" x 1/2"	1.10	1.42	50/200	.21	65512	---
64513	---	1" x 3/4"	1.10	1.42	50/200	.17	65513	---
64514	---	1-1/4" x 1/4"	1.24	1.12	30/120	.29	65514*	---
64515	---	1-1/4" x 3/8"	1.24	1.12	30/120	.29	65515*	---
64516*	---	1-1/4" x 1/2"	1.24	1.24	30/120	.31	65516*	---
64517	---	1-1/4" x 3/4"	1.08	1.76	30/120	.35	65517	---
64518	---	1-1/4" x 1"	1.08	1.76	30/120	.29	65518	---
64519*	---	1-1/2" x 1/4"	1.30	1.12	25/75	.40	65519*	---
64520*	---	1-1/2" x 3/8"	1.30	1.12	25/75	.38	65520*	---
64521*	---	1-1/2" x 1/2"	1.30	1.34	25/75	.38	65521*	---
64522*	---	1-1/2" x 3/4"	1.30	1.44	25/75	.40	65522*	---
64523	---	1-1/2" x 1"	1.23	2.00	25/75	.45	65523	---
64524	---	1-1/2" x 1-1/4"	1.23	2.00	25/75	.34	65524	---
64526*	---	2" x 1/4"	1.29	1.12	20/60	.57	65526*	---
64525*	---	2" x 3/8"	1.28	1.12	20/60	.57	65525*	---
64527*	---	2" x 1/2"	1.39	1.34	20/60	.57	65527*	---
64528*	---	2" x 3/4"	1.39	1.63	20/60	.63	65528*	---
64529*	---	2" x 1"	1.39	1.77	20/60	.66	65529*	---
64530	---	2" x 1-1/4"	1.50	2.48	20/60	.74	65530	---
64531	---	2" x 1-1/2"	1.50	2.48	20/60	.61	65531	---
64546*	---	2-1/2" x 1/2"	1.51	1.34	15/30	.97	65546*	---
64547*	---	2-1/2" x 3/4"	1.51	1.63	15/30	.91	65547*	---
64532*	---	2-1/2" x 1"	1.51	1.95	15/30	.97	65532*	---
64533*	---	2-1/2" x 1-1/4"	1.51	2.39	15/30	1.03	65533*	---
64534	---	2-1/2" x 1-1/2"	1.51	2.98	15/30	1.16	65534	---
64535	---	2-1/2" x 2"	1.54	2.98	15/30	1.01	65535	---
64550	---	3" x 1"	1.61	1.95	12/24	1.41	65550	---
64549*	---	3" x 1-1/4"	1.61	2.39	12/24	1.42	65549*	---
64537*	---	3" x 1-1/2"	1.61	2.68	12/24	1.51	65537*	---
64538	---	3" x 2"	1.61	3.86	12/24	1.71	65538	---
64539	---	3" x 2-1/2"	1.61	3.86	12/24	1.68	65539	---
		3-1/2" x 3"	1.86	4.20	5/10	2.17	65555	---
64553*	---	4" x 1"	2.00	4.75	5/10	3.79	65553*	---
		4" x 1-1/4"	1.82	2.39	5/10	2.39	65552	---
64540	---	4" x 1-1/2"	1.82	2.68	5/10	2.39	65540	---
64541*	---	4" x 2"	1.82	3.31	5/10	2.52	65541*	---
64542*	---	4" x 2-1/2"	2.06	3.87	5/10	2.87	65542*	---
64543	---	4" x 3"	2.17	4.96	5/10	2.95	65543	---
		5" x 4"	2.16	5.34	2/4	6.80	65544	---
		6" x 2"					65558	
64549		6" x 3"					65559	
64545*	---	6" x 4"	2.33	5.79	2/4	7.11	65545*	---

Note: Add Dt To The Part# For A Double-Tapped Bushing

Toll Free 888.675.0190

Fax 208.672.3003

WARNING: This product can expose you to chemicals, including Nickel, which are known to the State of California to cause cancer. For more information, visit www.P65Warnings.ca.gov



BLACK AND GALVANIZED IRON #150

FITTINGS AND NIPPLES

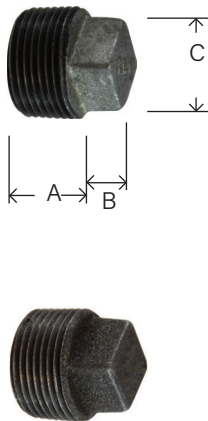
UNIONS

• Brass Seat



PART # GALVANIZED	LIST PRICE	SIZE	A	BOX/ CASE	APPROX. WT. LBS.	PART # BLACK	LIST PRICE
64600	---	1/8"	1.26	60/240	.17	65600	---
64601	---	1/4"	1.44	20/240	.25	65601	---
64602	---	3/8"	1.61	40/160	.37	65602	---
64603	---	1/2"	1.72	50/100	.52	65603	---
64604	---	3/4"	1.94	35/70	.78	65604	---
64605	---	1"	2.06	20/40	1.18	65605	---
64606	---	1-1/4"	2.26	15/30	1.64	65606	---
64607	---	1-1/2"	2.41	10/20	2.08	65607	---
64608	---	2"	2.75	6/12	3.24	65608	---
64609	---	2-1/2"	3.22	4/8	5.31	65609	---
64610	---	3"	3.50	4/8	6.94	65610	---
64611	---	4"	3.85	2/4	12.02	65611	---

SQUARE HEAD PLUGS



PART # GALVANIZED	LIST PRICE	SIZE	A	B	C	BOX/ CASE	APPROX. WT. LBS.	PART # BLACK	LIST PRICE
		1/8"	0.41	0.23	0.30	1/25	.02	65650	---
64651	---	1/4"	0.48	0.28	0.38	1/25	.03	65651	---
64652	---	3/8"	0.53	0.31	0.43	1/25	.04	65652	---
64653	---	1/2"	0.58	0.38	0.56	50/600	.08	65653	---
64654	---	3/4"	0.65	0.44	0.63	30/360	.13	65654	---
64655	---	1"	0.75	0.50	0.82	20/240	.22	65655	---
64656	---	1-1/4"	0.82	0.56	0.94	40/120	.33	65656	---
64657	---	1-1/2"	0.85	0.62	1.13	30/90	.41	65657	---
64658	---	2"	0.91	0.68	1.31	20/60	.68	65658	---
64659	---	2-1/2"	1.26	0.74	1.50	16/64	.89	65659	---
64660	---	3"	1.16	0.80	1.69	16/32	1.68	65660	---
64661	---	4"	1.22	1.00	2.28	6/12	3.02	65661	---
64662	---	6"	1.85	1.13	5.97	5/10	11.41	65662	---
		8"				1/1		65664	---

CAPS



PART # GALVANIZED	LIST PRICE	SIZE	A	BOX/ CASE	APPROX. WT. LBS.	PART # BLACK	LIST PRICE
64470	---	1/8"	0.55	1/25	.03	65470	---
64471	---	1/4"	0.62	80/960	.07	65471	---
64472	---	3/8"	0.74	60/720	.08	65472	---
64473	---	1/2"	0.87	75/300	.13	65473	---
64474	---	3/4"	0.97	40/160	.18	65474	---
64475	---	1"	1.16	25/100	.30	65475	---
64476	---	1-1/4"	1.28	20/80	.47	65476	---
64477	---	1-1/2"	1.33	18/54	.66	65477	---
64478	---	2"	1.45	12/36	.99	65478	---
64479	---	2-1/2"	1.70	20/40	1.58	65479	---
64480	---	3"	1.80	12/24	2.51	65480	---
64481	---	4"	2.08	6/12	4.09	65481	---
64482	---	6"	2.55	2/4	5.18	65482	---

* Use steel fittings for smaller sizes. See Steel Fittings for Galvanized and Black Steel Fittings.


WARNING: This product can expose you to chemicals, including Nickel, which are known to the State of California to cause cancer. For more information, visit www.P65Warnings.ca.gov

FITTINGS & NIPPLES

BLACK AND GALVANIZED IRON #150


FITTINGS AND NIPPLES

LATERAL YS




PART #	SIZE	A	B	CASE	WEIGHT	LIST PRICE	PART #
64963	1/2	2.32	1.71	120	.35	---	65963
64964	3/4	2.77	2.05	60	.58	---	65964
	1	3.28	2.42	40	.97	---	65965
64966	1-1/4	3.94	2.92	24	1.44	---	65966
	1-1/2	4.38	3.28	16	1.93	---	65967
64968	2	5.41	3.98	8	3.12	---	65968
	3	7.26	5.55	2	8.36	---	65970
	4	8.98	6.97	2	14.88	---	65971

LOCKNUTS *STRAIGHT THREAD




PART # GALV	LIST PRICE	SIZE	A HEX	THICKNESS	BOX/ CASE	WEIGHT	PART # BLACK	LIST PRICE
64703	---	1/2		0.31	150/600	0.08	65703	---
64704	---	3/4		0.34	90/360	0.13	65704	---
64705	---	1		0.38	60/240	0.19	65705	---
64706	---	1-1/4		0.42	45/180	0.27	65706	---
64707	---	1-1/2		0.47	45/135	0.47	65707	---
64708	---	2		0.53	25/75	0.56	65708	---

RIGHT & LEFT COUPLINGS



PART # GALV	LIST PRICE	SIZE	A	CASE	WEIGHT	PART # BLACK	LIST PRICE
		1/2	1.34	240	0.19	65573	---
		3/4	1.52	150	0.28	65574	---
		1	1.67	100	0.45	65575	---
		1-1/4	1.93	64	0.66	65576	---

SIDE OUTLET ELBOW




PART # GALV	LIST PRICE	SIZE	A	B	CASE	PART # BLACK	LIST PRICE
64583	---	1/2	1.10		135	65583	---
64584	---	3/4	1.30		80	65584	---
64585	---	1	1.50		40		

WARNING: This product can expose you to chemicals, including Nickel, which are known to the State of California to cause cancer. For more information, visit www.P65Warnings.ca.gov

BLACK AND GALVANIZED IRON #150

FITTINGS AND NIPPLES

FLOOR FLANGES



PART # GALVANIZED	LIST PRICE	SIZE	A	THICK-NESS	HOLE SIZE	BOX/ CASE	APPROX. WT. LBS.	PART # BLACK	LIST PRICE
64690	---	3/8"						65690	---
64692	---	1/2"	3.50	0.50	0.25	25/100	.63	65692	---
64693	---	3/4"	3.50	0.63	0.25	15/45	.73	65693	---
64694	---	1"	4.00	0.69	0.25	15/45	1.02	65694	---
64695	---	1-1/4"	4.00	0.75	0.25	15/30	1.00	65695	---
64696	---	1-1/2"	4.50	0.87	0.31	8/24	1.37	65696	---
64697		2"						65697	

MUSHROOM VENT CAP



PART #	SIZE	LIST PRICE
21174	3/4"	---
21175	1"	---
21176	1-1/2"	---
21177	1-1/2"	---
21178	2"	---
21179	3"	---
21180	4"	---

Cast Iron Galvanized Threaded Cap. 30 Mesh screen. Protects against driving rain, snow, sleet and insects.

DOUBLE TAPPED BUSHINGS



PART #	SIZE
65512DT	1" x 1/2"
65518DT	1-1/4" x 1"
65522DT	1-1/2" x 3/4"
65523DT	1-1/2" x 1"
65527DT	2" x 1/2"
65528DT	2" x 3/4"
65529DT	2" x 1"
65530DT	2" x 1/4"
65531DT	2" x 1-1/2"
65540DT	4" x 1-1/2"
65541DT	4" x 2"
65543DT	4" x 3"

WARNING: This product can expose you to chemicals, including Nickel, which are known to the State of California to cause cancer. For more information, visit www.P65Warnings.ca.gov

FITTINGS & NIPPLES

STEEL FITTINGS

FITTINGS AND NIPPLES

STEEL FITTINGS

This will certify that the material was manufactured in accordance with ASME B16.14 - 1991 Standards. All Threads are Dryseal (NPTF) - 3/4 inch taper per foot and are made of Carbon Steel 12L14. Pressure rating: 150/300 PSI


- Clear Zinc plating specifications ASTM B633-07
- Federal Specification QQ-Z-325 (Zinc Plate)
- Type III with supplemental clear Trivalent chromate
- .00015" Zinc (Minimum)
- ROHS Compliant
- Lead Free

HEX BUSHINGS




PART # ZINC	LIST PRICE	SIZE M X F	A	HEX	APPROX. WT. LBS.	PART # BLACK	LIST PRICE
66500	---	1/4" x 1/8"	0.63	0.62	0.02	67500	---
66501	---	3/8" x 1/8"	0.66	0.68	0.04	67501	---
66502	---	3/8" x 1/4"	0.66	0.68	0.02	67502	---
66503	---	1/2" x 1/8"	0.80	0.87	0.10	67503	---
66504	---	1/2" x 1/4"	0.80	0.87	0.08	67504	---
66505	---	1/2" x 3/8"	0.80	0.87	0.06	67505	---
66506	---	3/4" x 1/8"	0.94	1.06	0.18	67506	---
66507	---	3/4" x 1/4"	0.94	1.06	0.14	67507	---
66508	---	3/4" x 3/8"	0.94	1.06	0.14	67508	---
66509	---	3/4" x 1/2"	0.94	1.06	0.10	67509	---
66510	---	1" x 1/4"	1.00	1.31	0.16	67510	---
66511	---	1" x 3/8"	1.00	1.31	0.26	67511	---
66512	---	1" x 1/2"	1.00	1.31	0.22	67512	---
66513	---	1" x 3/4"	1.00	1.31	0.14	67513	---

FACE BUSHING



PART # ZINC	LIST PRICE	SIZE M X F	A	APPROX. WT. LBS.	PART # BLACK	LIST PRICE
	---	1/4" x 1/8"	0.44	0.01	67700	---
	---	1/2" x 1/4"	0.56	0.04	67704	---
66705	---	1/2" x 3/8"	0.56	0.04	67705	---
66709	---	3/4" x 1/2"	0.62	0.10	67709	---
66713	---	1" x 3/4"	0.75	0.16	67713	---

CAPS



PART # ZINC	LIST PRICE	SIZE NPTF	A	HEX	APPROX. WT. LBS.	PART # BLACK	LIST PRICE
66470	---	1/8"	0.53	0.56	0.02	67470	---
66471	---	1/4"	0.63	0.62	0.04	67471	---
66472	---	3/8"	0.69	0.81	0.06	67472	---
66473	---	1/2"	0.87	1.00	0.12	67473	---
66474	---	3/4"	0.97	1.18	0.16	67474	---
66475	---	1"	1.16	1.50	0.30	67475	---
66476	---	1-1/4"	1.28	2.00	0.68	67476	---
66477	---	1-1/2"	1.35	2.25	0.83	67477	---
66478	---	2"	1.45	2.625	1.36		


WARNING: This product can expose you to chemicals, including Nickel, which are known to the State of California to cause cancer. For more information, visit www.P65Warnings.ca.gov

STEEL FITTINGS

FITTINGS AND NIPPLES

This will certify that the plugs are dimensional per SAE J531 MAY 95 Standards. All threads are Dryseal (NPTF) - 3/4" Taper per foot and are made of SAE J403 Low Carbon Steel 1010 Cold headed.

SQUARE HEAD PLUGS



• SOLID

PART # ZINC	LIST PRICE	SIZE NPTF	A	B	C	APPROX. WT. LBS.	PART # BLACK	LIST PRICE
66670	---	1/8"	0.33	0.24	0.28	0.01	67670	---
66671	---	1/4"	0.45	0.28	0.37	0.02	67671	---
66672	---	3/8"	0.50	0.31	0.43	0.04	67672	---
66653	---	1/2"	0.59	0.38	0.55	0.12	67653	---
66654	---	3/4"	0.63	0.44	0.62	0.18	67654	---
66655	---	1"	0.75	0.5	0.81	0.34	67655	---
66656	---	1-1/4"	0.80	0.56	0.93	0.62	67656	---
66657	---	1-1/2"	0.83	0.62	1.12	0.82	67657	---
66658	---	2"	0.88	0.68	1.31	1.36	67658	---

HEX HEAD PLUGS



• SOLID

Hex

PART # ZINC	LIST PRICE	SIZE NPTF	A	HEX	APPROX. WT. LBS.	PART # BLACK	LIST PRICE
66770	---	1/8"	0.55	0.43	0.01	67770	---
66771	---	1/4"	0.74	0.56	0.04	67771	---
66772	---	3/8"	0.67	0.68	0.06	67772	---
66773	---	1/2"	0.80	0.70	0.12	67773	---
66774	---	3/4"	0.94	1.06	0.18	67774	---
66775	---	1"	1.00	1.31	0.22	67775	---
66776	---	1-1/4"	1.17	1.75	0.7	67776	---
66777	---	1-1/2"	1.51	2.00	1.2	67777	---
66778	---	2"	1.65	2.50	2.06	67778	---

COUNTERSUNK PLUG - SQUARE SOCKET



PART # ZINC	LIST PRICE	SIZE NPTF	A	SOCKET SIZE	APPROX. WT. LBS.	PART # BLACK	LIST PRICE
66630	---	1/8"	0.29	0.19	0.01	67630	---
66631	---	1/4"	0.45	0.25	0.02	67631	---
66632	---	3/8"	0.45	0.31	0.04	67632	---
66633	---	1/2"	0.59	0.38	0.08	67633	---
66634	---	3/4"	0.60	0.50	0.12	67634	---
66635	---	1"	0.75	0.50	0.16	67635	---
66636	---	1-1/4"	0.80	0.75	0.32	67636	---
66637	---	1-1/2"	0.83	0.75	0.45	67637	---
---	---	2"	0.88	0.875	2.06	67638	---

COUNTERSUNK PLUG - HEX SOCKET



PART # ZINC	LIST PRICE	SIZE NPTF	A	SOCKET SIZE	APPROX. WT. LBS.	PART # BLACK	LIST PRICE
66760	---	1/16"	0.29	0.15	0.01	67760	---
66761	---	1/8"	0.29	0.18	0.01	67761	---
66762	---	1/4"	0.44	0.25	0.02	67762	---
66763	---	3/8"	0.44	0.31	0.04	67763	---
66764	---	1/2"	0.59	0.37	0.08	67764	---
66765	---	3/4"	0.60	0.56	0.14	67765	---
66766	---	1"	0.75	0.625	0.22	67766	---
66767	---	1-1/4"	0.80	0.75	0.37	67767	---
66768	---	1-1/2"	0.83	1.0	0.45	67768	---
66769	---	2"	0.88	1.0	0.86	67769	---

• SLOTTED AND FLUSH PLUGS AVAILABLE UPON REQUEST

WARNING: This product can expose you to chemicals, including Nickel, which are known to the State of California to cause cancer. For more information, visit www.P65Warnings.ca.gov

BLACK EXTRA HEAVY 300# IRON

FITTINGS AND NIPPLES

300# MALLEABLE

90° ELBOW



PART #	SIZE	LIST PRICE
69101	1/4"	---
69102	3/8"	---
69103	1/2"	---
69104	3/4"	---
69105	1"	---
69106	1-1/4"	---
69107	1-1/2"	---
69108	2"	---
69112	4"	---

45° ELBOW




PART #	SIZE	LIST PRICE
69181	1/4"	---
69182	3/8"	---
69183	1/2"	---
69184	3/4"	---
69185	1"	---
69186	1-1/4"	---
69187	1-1/2"	---
69188	2"	---

90° STREET ELBOW



PART #	SIZE	LIST PRICE
69161	1/4"	---
69162	3/8"	---
69163	1/2"	---
69164	3/4"	---
69165	1"	---
69166	1-1/4"	---
69167	1-1/2"	---
69168	2"	---

TEE



PART #	SIZE	LIST PRICE
69251	1/4"	---
69252	3/8"	---
69253	1/2"	---
69254	3/4"	---
69255	1"	---
69256	1-1/4"	---
69257	1-1/2"	---
69258	2"	---

COUPLING



PART #	SIZE	LIST PRICE
69411	1/4"	---
69412	3/8"	---
69413	1/2"	---
69414	3/4"	---
69415	1"	---
69416	1-1/4"	---
69417	1-1/2"	---
69418	2"	---

WARNING: This product can expose you to chemicals, including Nickel, which are known to the State of California to cause cancer.
 For more information, visit www.P65Warnings.ca.gov

BLACK EXTRA 300# IRON

FITTINGS AND NIPPLES

REDUCING COUPLING



PART #	SIZE	LIST PRICE
69432	3/8 x 1/4"	---
69434	1/2 x 1/4"	---
69435	1/2 x 3/8"	---
69438	3/4 x 1/2"	---
69441	1 x 1/2"	---
69442	1 x 3/4"	---

CAP



PART #	SIZE	LIST PRICE
69471	1/4"	---
69472	3/8"	---
69473	1/2"	---
69474	3/4"	---
69475	1"	---
69476	1-1/4"	---
69477	1-1/2"	---
69478	2"	---

UNION

• BRASS SEAT



PART #	SIZE	LIST PRICE
69600	1/8"	---
69601	1/4"	---
69602	3/8"	---
69603	1/2"	---
69604	3/4"	---
69605	1"	---
69606	1-1/4"	---
69607	1-1/2"	---
69608	2"	---

STEEL MAGNETIC PLUGS

STEEL MAGNETIC DRAIN PLUGS - NPT THREADED

Magnetic Drain Plugs are similar to standard pipe or straight thread drain plugs with one important difference - a permanent magnet is fastened to the plug body. This magnet attracts and holds abrasive, ferrous metal particles preventing their circulation through the lubrication or hydraulic system.

These abrasive, ferrous metal particles appear in lubricating or hydraulic systems as a result of the following conditions:

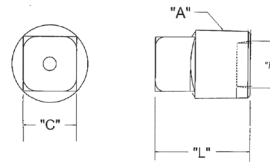
- The constant flaking effect of normal wear of moving parts.
- Particles not removed by flushing operations after boring or machining.
- Chipping due to sub-surface casting flaws.
- Minute component breakdown caused by stress usage.

Magnetic Drain Plugs prevent excessive wear to the system's components.

Magnetic Plugs are used by numerous manufacturers of gear boxes, transmissions, engines, and hydraulic systems for the automotive, aircraft, agricultural and machinery industries.

Typical applications include:

- Outboard Engines
- Earthmoving Equipment
- Combines
- Balers
- Crawler Tractors
- Lift Trucks
- Mining Equipment
- Military Vehicles
- Turbine Engines
- Truck Axles
- Heavy-Duty Transmissions



PART	SIZE "A"	HEAD WIDTH "C"	RECESS DIA. "H"	O/L LENGTH "L"	LIST PRICE
28996	3/8 - 18	.428 - .440	.435 - .445	.805 - .860	---
28997	1/2 - 14	.553 - .565	.560 - .570	.970 - 1.04	---
28998	3/4 - 14	.615 - .627	.725 - .735	1.120 - 1.170	---
28999	1-11 1/2	.803 - .815	.895 - .905	1.25 - 1.33	---

WARNING: This product can expose you to chemicals, including Nickel, which are known to the State of California to cause cancer. For more information, visit www.P65Warnings.ca.gov

BULL PLUGS AND SWAGS

FITTINGS AND NIPPLES

BULL PLUGS AND SWAGES

STANDARD BULL PLUG

- SCH 40 150#
- ZINC PLATED



PART #	DESCRIPTION	LIST PRICE
91008	2"	---
	2" w/ 1/2" TAP	---
	2-1/2"	---
	3"	---
91011	4"	---

XH BULL PLUG

- MADE FROM SCH. 80 PIPE.
- ZINC PLATED
- HOLLOW



PART #	DESCRIPTION	LIST PRICE
	1/4"	---
90005	1"	---
	1-1/4"	---
	1-1/2"	---
90008	2"	---
90212	2" w/ 1/2" TAP	---
93212*	2"XXH w/1/2" TAP	---
	2-1/2"	---
90010	3"	---
90215	3" w/ 1/2" TAP	---
90011	4"	---

* XXH

STANDARD SCH. 40 SWAGE

MIP X MIP

- ZINC PLATED



PART #	DESCRIPTION	LIST PRICE
93113	1-1/4" x 1"	---
93121	2" x 1"	---
93123	2" x 1-1/2"	---
93124	2-1/2" x 2"	---
93125	3" x 1"	---
93127	3" x 1-1/2"	---
93128	3" x 2"	---
	3" x 2-1/2"	---
93130	4" x 2"	---
93131	4" x 3"	---
93139	6" x 3"	---

WARNING: This product can expose you to chemicals, including Nickel, which are known to the State of California to cause cancer. For more information, visit www.P65Warnings.ca.gov



SWAGES

FITTINGS AND NIPPLES

SCH 80 XH SWAGES MIP X MIP



* HEX STYLE



XXH SWAGE



PART #	DESCRIPTION	LIST PRICE
	1/4" x 1/8"	---
90102	1/2" x 1/4"	---
90103*	1/2" x 3/8"	---
90104*	3/8" x 1/4"	---
90105*	3/4" x 1/4"	---
90106*	3/4" x 3/8"	---
90107*	3/4" x 1/2"	---
	1" x 1/4"	---
	1" x 3/8"	---
90110*	1" x 1/2"	---
90111*	1" x 3/4"	---
90140	1-1/4" x 3/4"	---
90141	1-1/4" x 1"	---
90114	1-1/2" x 1/2"	---
90115	1-1/2" x 3/4"	---
90116	1-1/2" x 1"	---
90117	1-1/2" x 1-1/4"	---
	2" x 1/4"	---
90119	2" x 1/2"	---
90120	2" x 3/4"	---
90121	2" x 1"	---
90122	2" x 1-1/4"	---
90123	2" x 1-1/2"	---
90124	2-1/2" x 2"	---
90125	3" x 1"	---
90128	3" x 2"	---
	3" x 2-1/2"	---
	4" x 1"	---
90130	4" x 2"	---
90131	4" x 3"	---
90132	6" x 4"	---
	6" x 2"	---
90150	6" x 3"	---

PART #	DESCRIPTION	LIST PRICE
	1/2" x 1/4"	---
92107	3/4" x 1/2"	---
	1" x 1/4"	---
	1" x 3/8"	---
	1" x 3/4"	---
	1-1/2" x 1/2"	---
	1-1/2" x 3/4"	---
92116	1-1/2" x 1"	---
	2" x 1/2"	---
	2" x 3/4"	---
92121	2" x 1"	---
	2" x 1-1/4"	---
	2" x 1-1/2"	---
92128	3" x 2"	---

WARNING: This product can expose you to chemicals, including Nickel, which are known to the State of California to cause cancer. For more information, visit www.P65Warnings.ca.gov

FITTINGS & NIPPLES

PLASTIC NIPPLES & FITTINGS



PIPE FITTINGS




- Nylon
- Polyethylene
- Polypropylene

HOSE BARB FITTINGS



- Nylon
- Polyethylene
- Polypropylene

NYLON & POLYPROPYLENE COMPRESSION FITTINGS



POLYPROPYLENE PUSH-IN TUBE FITTINGS AND VALVES



GARDEN HOSE FITTINGS



- Nylon

UNIONS AND COUPLERS



SCH 80 NIPPLES



PLASTIC PIPE

PLASTIC NIPPLES & FITTINGS

PIPE-NYLON POLY

AVAILABLE IN THREE TYPES OF PLASTIC

(W) White Nylon

Made from virgin grade formulated to resist physical stress and abrasion. This material meets F.D.A. requirements of Code of Federal Regulation part 177.1500 and is therefore suitable for food contact surfaces.

Temperature Range: -40°F to 200° F

Working Pressure: 125 PSI maximum.

(B) Black Polyethylene

Made from a high molecular weight linear polyethylene formulated for chemical compatibility and high impact resistance at lower temperatures. Polyethylene is NSF approved for potable water.

Temperature Range: -65°F to 190°F

Working Pressure: 125 PSI maximum.

(P) Polypropylene

Made from the finest polypropylene resins. Polypropylene is used for its resistance to a wide range of chemicals. Working pressures decrease as temperatures increase.

•NSF-approved materials

•FDA-approved materials

Note: Do not use with compressed air or gas.

• 10% Fiberglass fill for extra strength

ELBOW



P

POLYPROPYLENE ELBOWS

PART #	SIZE	LIST PRICE
28704P	3/4"	---



W

NYLON ELBOWS

PART #	SIZE	LIST PRICE
28703W	1/2"	---
28704W	3/4"	---
28705W	1"	---
28706W	1-1/4"	---
28707W	1-1/2"	---

TEE



P

POLYPROPYLENE TEES

PART #	SIZE	LIST PRICE
28742P	3/8"	---
28743P	1/2"	---
28744P	3/4"	---



W

NYLON TEES

PART #	SIZE	LIST PRICE
28741W	1/4"	---
28743W	1/2"	---
28744W	3/4"	---
28745W	1"	---
28746W	1-1/4"	---
28747W	1-1/2"	---

STREET ELBOW



P

POLYPROPYLENE STREET ELBOW

PART #	SIZE	LIST PRICE
28819P	1/8"	---
28723P	1/2"	---
28820P	2"	---
28821P	3"	---



W

NYLON STREET ELBOW

PART #	SIZE	LIST PRICE
28819W	1/8"	---
28720W	1/4"	---
28721W	3/8"	---
28723W	1/2"	---
28724W	3/4"	---
28725W	1"	---
28726W	1-1/4"	---
28727W	1-1/2"	---

HEX HEAD PLUGS



• Cored

B

POLYETHYLENE PLUGS

PART #	SIZE	LIST PRICE
28601B	1/8"	---
28602B	1/4"	---
28603B	3/8"	---
28604B	1/2"	---
28605B	3/4"	---



W

NYLON PLUGS

PART #	SIZE	LIST PRICE
28601W	1/8"	---
28602W	1/4"	---
28603W	3/8"	---
28604W	1/2"	---
28605W	3/4"	---
28606W	1"	---
28607W	1-1/4"	---
28608W	1-1/2"	---
28609W	2"	---

PLASTIC PIPE

PLASTIC NIPPLES & FITTINGS

HEX BUSHING



POLYPROPYLENE BUSHINGS

PART #	SIZE	LIST PRICE
28659P	1/4 x 1/8"	---
28660P	3/8 x 1/8"	---
28661P	3/8 x 1/4"	---
28663P	1/2 x 1/4"	---
28664P	1/2 x 3/8"	---
28666P	3/4 x 1/4"	---
28668P	3/4 x 1/2"	---
28671P	1 x 1/2"	---
28672P	1 x 3/4"	---
28675P	1-1/4 x 1"	---
28678P	1-1/2 x 3/4"	---
28680P	1-1/2 x 1-1/4"	---
28816P	2 x 1-1/4"	---
28818P	3 x 2"	----

W



NYLON BUSHINGS

PART #	SIZE	LIST PRICE
28659W	1/4 x 1/8"	---
28660W	3/8 x 1/8"	---
28661W	3/8 x 1/4"	---
28663W	1/2 x 1/4"	---
28664W	1/2 x 3/8"	---
28666W	3/4 x 1/4"	---
28667W	3/4 x 3/8"	---
28668W	3/4 x 1/2"	---
28671W	1 x 1/2"	---
28672W	1 x 3/4"	---
28674W	1-1/4 x 3/4"	---
28675W	1-1/4 x 1"	---
28678W	1-1/2 x 3/4"	---
28679W	1-1/2 x 1"	---
28680W	1-1/2 x 1-1/4"	---
28682W	2 x 3/4"	---
28683W	2 x 1"	---
28685W	2 x 1-1/2"	---

HEX NIPPLES



POLYETHYLENE HEX NIPPLES

PART #	SIZE	LIST PRICE
28611B	1/8"	---
28612B	1/4"	---
28613B	3/8"	---
28614B	1/2"	---

P



POLYPROPYLENE HEX NIPPLES

PART #	SIZE	LIST PRICE
28613P	3/8"	---
28614P	1/2"	---
28615P	3/4"	---
28619P	2"	---

W



NYLON HEX NIPPLES

PART #	SIZE	LIST PRICE
28611W	1/8"	---
28612W	1/4"	---
28613W	3/8"	---
28614W	1/2"	---
28615W	3/4"	---
28616W	1"	---
28617W	1 1/4 "	---
28618W	1 1/2"	---
28619W	2"	----


REDUCER NIPPLES



POLYETHYLENE HEX NIPPLES

PART #	SIZE	LIST PRICE
28623B	1/2 x 1/4"	---
28625B	3/4 x 1/2"	---

W



NYLON REDUCING HEX NIPPLES

PART #	SIZE	LIST PRICE
28620W	1/4 x 1/8"	---
28622W	3/8 x 1/4"	---
28625W	3/4 x 1/2"	---
28663W	1-1/4 x 1"	---

P = Polypropylene

W = White Nylon

B = Black Polyethylene

PLASTIC PIPE/ HOSE BARB

PLASTIC NIPPLES & FITTINGS

COUPLING



W

NYLON COUPLINGS

PART #	SIZE	LIST PRICE
28762W	3/8"	---
28763W	1/2"	---
28764W	3/4"	---
28765W	1"	---
28767W	1-1/2"	---
28768W	2"	---



P

POLYPROPYLENE COUPLINGS

PART #	SIZE	LIST PRICE
28761P	1/4"	---
28762P	3/8"	---
28763P	1/2"	---
28764P	3/4"	---
28778P	3/4" x 1/2"	---

PIPE CAP



W

NYLON CAPS

PART #	SIZE	LIST PRICE
28640W	1/4"	---
28641W	3/8"	---
28642W	1/2"	---
28643W	3/4"	---

PLASTIC BULKHEAD



P

20% Glass Filled Polypropylene
w/ Santoprene Gasket

PART #	FPT	HOLE	LIST PRICE
28693P	1/2"	1-3/8"	---
28694P	3/4"	1-3/8"	---
28695P	1"	1-3/4"	---
28696P	1-1/4"	2"	---
28697P	1-1/2"	3"	---
28698P	2"	3"	---
28699P	3"	4-1/2"	---

P = Polypropylene

W = White Nylon

B = Black Polyethylene

MALE ADAPTERS



B

POLYETHYLENE BARB X MALE

PART #	SIZE	LIST PRICE
33004B	1/4 x 1/8"	---
33005B	1/4 x 1/4"	---
33007B	1/4 x 1/2"	---
33012B	3/8 x 1/4"	---
33013B	3/8 x 3/8"	---
33014B	3/8 x 1/2"	---
33026B	3/8 x 3/4"	---
33015B	1/2 x 1/4"	---
33016B	1/2 x 3/8"	---
33017B	1/2 x 1/2"	---
33018B	1/2 x 3/4"	---
33020B	5/8 x 1/2"	---
33021B	5/8 x 3/4"	---
33022B	3/4 x 1/2"	---
33023B	3/4 x 3/4"	---
33024B	1 x 3/4"	---
33025B	1 x 1"	----



P

POLYPROPYLENE HOSE BARB HOSE ID X MIP

PART #	SIZE	LIST PRICE
33012P	3/8 x 1/4"	---
33013P	3/8 x 3/8"	---
33014P	3/8 x 1/2"	---
33015P	1/2 x 1/4"	---
33016P	1/2 x 3/8"	---
33017P	1/2 x 1/2"	---
33018P	1/2 x 3/4"	---
33020P	5/8 x 1/2"	---
33022P	3/4 x 1/2"	---
33023P	3/4 x 3/4"	---
33000P	3/4 x 1"	---
33024P	1 x 3/4"	---
33025P	1 x 1"	---

PLASTIC BARBS

PLASTIC NIPPLES & FITTINGS



W
NYLON BARB MALE ADAPTERS
 HOSE ID X MIP

PART #	SIZE	LIST PRICE
33002W	3/16 x 1/8"	---
33003W	3/16 x 1/4"	---
33004W	1/4 x 1/8"	---
33005W	1/4 x 1/4"	---
33006W	1/4 x 3/8"	---
33007W	1/4 x 1/2"	---
33380W	1/4 x 3/4"	---
33008W	5/16 x 1/8"	---
33009W	5/16 x 1/4"	---
33010W	5/16 x 3/8"	---
33011W	3/8 X 1/8"	---
33012W	3/8 x 1/4"	---
33013W	3/8 x 3/8"	---
33014W	3/8 x 1/2"	---
33026W	3/8 x 3/4"	---
33015W	1/2 x 1/4"	---
33016W	1/2 x 3/8"	---
33017W	1/2 x 1/2"	---
33018W	1/2 x 3/4"	---
33019W	5/8 x 3/8"	---
33020W	5/8 x 1/2"	---
33021W	5/8 x 3/4"	---
33306W	3/4" x 3/8"	---
33022W	3/4 x 1/2"	---
33023W	3/4 x 3/4"	---
33000W	3/4 x 1"	---
33024W	1 x 3/4"	---
33025W	1 x 1"	---
33029W	1 x 1-1/4"	---
33320W	1" x 1-1/2"	---
33028W	1-1/4 x 1"	---
33030W	1-1/4 x 1-1/4"	---
33032W	1-1/4 x 1-1/2"	---
33321W	1-1/2" x 1-1/4"	---
33033W	1-1/2 x 1-1/2"	---
33322W	2" x 1-1/2"	----
33035W	2 x 2"	----

ELBOWS



B
POLYETHYLENE ELBOWS
 HOSE ID X MALE PIPE

PART #	SIZE	LIST PRICE
33308B	3/16 x 1/8	---
33038B	1/4 x 1/8	---
33039B	1/4 x 1/4	---
33046B	3/8 x 1/8	---
33041B	3/8 x 1/4	---
33042B	3/8 x 3/8	---
33047B	3/8 x 1/2	---
33043B	1/2 x 3/8	---
33311B	1/2 x 1/2	---
33385B	1/2 x 3/4	---
33045B	5/8 x 1/2	---
33312B	5/8 x 3/4	---
33313B	3/4 x 1/2	---
33314B	3/4 x 3/4	---
33316B	1 x 1	----



P
POLYPROPYLENE BARB ELBOW

PART #	SIZE	LIST PRICE
33311P	1/2 x 1/2	---
33385P	1/2 x 3/4	---
33313P	3/4 x 1/2	---
33314P	3/4 x 3/4	---
33316P	1 x 1	---
33461P	1-1/4 x 1-1/4	---
33463P	1-1/2 x 1-1/2	---



W
NYLON BARB X MIP ELBOWS

PART #	SIZE	LIST PRICE
33038W	1/4 x 1/8	---
33039W	1/4 x 1/4	---
33309W	1/4 x 3/8	---
33351W	1/4 x 1/2	---
33046W	3/8 x 1/8	---
33041W	3/8 x 1/4	---
33042W	3/8 x 3/8	---
33047W	3/8 x 1/2	---
33384W	3/8 x 3/4	---
33048W	1/2 x 1/4	---
33043W	1/2 x 3/8	---
33311W	1/2 x 1/2	---
33385W	1/2 x 3/4	---
33044W	5/8 x 3/8	---
33045W	5/8 x 1/2	---
33312W	5/8 x 3/4	---
33313W	3/4 x 1/2	---
33314W	3/4 x 3/4	---
33315W	3/4 x 1	---
33386W	1x3/4	---
33316W	1 x 1	---
33460W	1 x 1-1/4	---
33461W	1-1/4 x 1-1/4	---
33463W	1-1/2 x 1-1/2	---
33464W	2 x 2	---

- P** = Polypropylene
- W** = White Nylon
- B** = Black Polyethylene

PLASTIC BARBS

PLASTIC NIPPLES & FITTINGS

HOSE BARB X FE ADAPTERS



B
POLYETHYLENE ADAPTER
HOSE ID X FIP

PART #	SIZE	LIST PRICE
33053B	1/4 x 1/4"	---



W
NYLON ADAPTER
BARB X FIP

PART #	SIZE	LIST PRICE
33052W	1/4 x 1/8"	---
33053W	1/4 x 1/4"	---
33058W	3/8 x 1/4"	---
33059W	3/8 x 3/8"	---
33060W	3/8 x 1/2"	---
33442W	3/8 x 3/4"	---
33062P	1/2 x 3/8"	----
33061W	1/2 x 1/2"	---
33067W	1/2 x 3/4"	---
33068W	5/8 x 1/2"	---
33063W	5/8 x 3/4"	---
33064W	3/4 x 1/2"	---
33065W	3/4 x 3/4"	----
33396B	3/4 x 3/4"	---

HOSE BARB X FE ELBOW



P
W
NYLON ELBOW
HOSE ID X FEMALE PIPE

PART #	SIZE	LIST PRICE
33343W	1/2 x 1/2"	---
33344P	5/8 x 3/4"	---
33344W	5/8 x 3/4"	---
33470W	5/8 x 1/2"	---
33345W	3/4 x 1/2"	---
33471W	3/4 x 3/4"	---

UNION ELBOWS



B
POLYETHYLENE ELBOW

PART #	SIZE	LIST PRICE
33390B	1/4	---
33391B	3/8	---
33394B	1/2	---
33395B	5/8	---
33396B	3/4	---



W
NYLON ELBOW

PART #	SIZE	LIST PRICE
33390W	1/4	---
33391W	3/8	---
33394W	1/2	---
33395W	5/8	---
33396W	3/4	---
33397W	1	---
33398W	1-1/4	---
33399W	1-1/2	---
33389W	2	----

SPLICERS



B
POLYETHYLENE SPLICER

PART #	SIZE	LIST PRICE
33091B	1/8	---
33092B	3/16	---
33093B	1/4	---
33095B	3/8	---
33096B	1/2	---
33097B	5/8	---
33098B	3/4	----



POLYPROPYLENE SPLICER

PART #	SIZE	LIST PRICE
33095P	3/8	---
33096P	1/2	---
33098P	3/4	---
33099P	1	---

SPLICERS



W
NYLON SPLICES

PART #	SIZE	LIST PRICE
33091W	1/8	---
33092W	3/16	---
33093W	1/4	---
33094W	5/16	---
33095W	3/8	---
33096W	1/2	---
33097W	5/8	---
33098W	3/4	---
33099W	1	---
33480W	1-1/4	---
33481W	1-1/2	---
33482W	2	----

REDUCING SPLICERS



B
POLYETHYLENE SPLICES

PART #	SIZE	LIST PRICE
33406B	3/8 x 1/4	---
33407B	1/2 x 1/4	---
33408B	1/2 x 3/8	---
33410B	5/8 x 1/2	---



W
NYLON SPLICES

PART #	SIZE	LIST PRICE
33079W	1/4 x 1/8	---
33347W	1/4 x 3/16	---
33406W	3/8 x 1/4	---
33348W	3/8 x 5/16	---
33407W	1/2 x 1/4	---
33408W	1/2 x 3/8	---
33409W	5/8 x 3/8	---
33410W	5/8 x 1/2	---
33089W	3/4 x 1/2	---

PLASTIC BARBS

PLASTIC NIPPLES & FITTINGS

TEES BARBED ON ALL SIDES

B



POLYETHYLENE TEE

PART #	SIZE	LIST PRICE
33415B	1/8	---
33420B	3/16	---
33422B	1/4	---
33426B	5/16	---
33429B	3/8	---
33433B	1/2	---
33436B	5/8	---
33437B	3/4	---

P



POLYPROPYLENE TEE

PART #	SIZE	LIST PRICE
33440P	1-1/2	---

ALL HOSE BARB "Y"

P



POLYPROPYLENE WYE

PART #	SIZE	LIST PRICE
33300P*	1/4"	---
33301P*	3/8"	---
33302P*	1/2"	---

*Natural Polypro

W



NYLON WYE

PART #	SIZE	LIST PRICE
33301W	3/8"	---

W



NYLON TEE

PART #	SIZE	LIST PRICE
33415W	1/8	---
33417W	5/32	---
33420W	3/16	---
33422W	1/4	---
33426W	5/16	---
33429W	3/8	---
33433W	1/2	---
33436W	5/8	---
33437W	3/4	---
33438W	1	---
33439W	1-1/4	---
33440W	1-1/2	---
33441W	2	---

REDUCING TEES

B



POLYETHYLENE TEE

PART #	SIZE	LIST PRICE
33423B	1/4 x 1/4 x 3/8	---
33430B	1/2 x 1/2 x 3/8	---
33434B	1/2 x 1/2 x 5/8	---
33435B	3/4 x 3/4 x 1/2	---

W



NYLON TEE

PART #	SIZE	LIST PRICE
33430W	1/2 x 1/2 x 3/8	---
53725-0604	3/8 x 3/8 x 1/4	---
33431W	5/8 x 5/8 x 3/8	---
33432W	3/8 x 3/8 x 1/2	---
33435W	3/4 x 3/4 x 1/2	---
53725-1008	5/8 x 5/8 x 1/2	---

MALE BRANCH TEE

W



NYLON BRANCH TEE

PART #	SIZE	LIST PRICE
33448W	1/4 x 1/4	---
33451W	3/8 x 3/8	---
33455W	1/2 x 1/2	---
33456W	3/4 x 3/4	---

PLASTIC GARDEN HOSE

PLASTIC NIPPLES & FITTINGS

GARDEN HOSE

PLASTIC

PLASTIC GARDEN HOSE FITTINGS

FITTINGS WITH GARDEN HOSE THREAD

GARDEN HOSE CAP

• Washer not included



• White Nylon

P

PART #	SIZE	LIST PRICE
30103P	3/4"	---

GARDEN HOSE THREAD ADAPTERS

BARB X MALE GARDEN HOSE



• White Nylon

PART #	SIZE	LIST PRICE
31038	1/4"	---
53748-0812	1/2 x 3/4"	
53748-1012	5/8 x 3/4"	
53748-1212	3/4 x 3/4"	

BARB X FEMALE SWIVEL



PART #	SIZE	LIST PRICE
53746-0812	1/2 x 3/4	
53746-1012	5/8 x 3/4	
53746-1212	3/4 x 3/4	

GARDEN HOSE ADAPTER INSERTS

• for assembly with 31-022



• White Nylon

PART #	SIZE	LIST PRICE
31031	3/8"	---
31033	5/8"	---
31034	3/4"	---

GARDEN HOSE NUT



• White Nylon

PART #	SIZE	LIST PRICE
31022	3/4"	---

MALE GARDEN HOSE X FEMALE PIPE



• White Nylon

PART #	SIZE	LIST PRICE
31067	MGH X 1/4	---
31068	MGH X 1/2 FIP	---
31069	MGH X 3/4	---

MALE GARDEN HOSE X MALE PIPE



• White Nylon

PART #	SIZE	LIST PRICE
31055	GHT X 3/8 MPT	---
31058	GHT X 1/2 MPT	---
31063	GHT X 3/4 MPT	---

FEMALE GARDEN HOSE X MALE PIPE



• White Nylon

PART #	SIZE	LIST PRICE
31093	FGH X 3/4 MPT	---

PLASTIC COMPRESSION

PLASTIC NIPPLES & FITTINGS

COMPRESSION

PLASTIC COMPRESSION FITTINGS

Corrosion resistant thermoresins designed to resist vibration, provide good electrical insulation, low flow resistance, and resistance to scale buildup.

The letter on the end of part no. denotes the type.

N = Nylon


P = Polypropylene

Standard nut and sleeves will be provided (sleeve is integral part of nut). Other sizes available upon request.


FDA and NSF Listed

UNION & REDUCING UNION CONNECTORS

P



PART #	SIZE	LIST PRICE
17064P	1/4"	---
17066P	3/8"	---
17079P	3/8" x 1/4"	---
17068P	1/2"	---
17081P	1/2" x 3/8"	----




• Nylon

PART #	SIZE	LIST PRICE
17064N	1/4"	---
17065N	5/16"	---
17078N	5/16" x 1/4"	---
17066N	3/8"	---
17079N	3/8" x 1/4"	---
17068N	1/2"	---

BULKHEAD UNIONS

• Nylon



PART #	SIZE	LIST PRICE
17088N	1/4"	---
17090N	3/8"	---
17091N	1/2"	---

UNION TEES



• Nylon

PART #	SIZE	LIST PRICE
17103N	1/4"	---
17105N	3/8"	---
17106N	1/2"	---

UNION ELBOWS

P



PART #	SIZE	LIST PRICE
17124P	1/4"	---
17126P	3/8"	---
17127P	1/2"	---



• Nylon

PART #	SIZE	LIST PRICE
17124N	1/4"	---
17126N	3/8"	---

PLASTIC COMPRESSION

PLASTIC NIPPLES & FITTINGS


FEMALE CONNECTORS

P



PART #	SIZE	LIST PRICE
17145P	1/4 x 1/8	---
17153P	3/8 x 1/4	---
17154P	3/8 x 3/8	---
17158P	1/2 x 3/8	---
17159P	1/2 x 1/2	----

• Nylon




PART #	SIZE	LIST PRICE
17146N	1/4 x 1/4	---
17153N	3/8 x 1/4	---
17-154N	3/8 x 3/8	----

MALE CONNECTORS

P



PART #	SIZE	LIST PRICE
17179P	1/4 x 1/8	---
17180P	1/4 x 1/4	---
17188P	3/8 x 1/4	---
17189P	3/8 x 3/8	---
17190P	3/8 x 1/2	---
17193P	1/2 x 1/4	---
17194P	1/2 x 3/8	---
17195P	1/2 x 1/2	----



• Nylon

PART #	SIZE	LIST PRICE
17176N	1/8 x 1/8"	
17179N	1/4 x 1/8	---
17180N	1/4 x 1/4	---
17188N	3/8 x 1/4	---
17189N	3/8 x 3/8	---
17190N	3/8 x 1/2	---
17193N	1/2 x 1/4	---
17194N	1/2 x 3/8	---
17195N	1/2 x 1/2	----

MALE ELBOWS

P



PART #	SIZE	LIST PRICE
17225P	1/4 x 1/4	---
17233P	3/8 x 1/4	---
17234P	3/8 x 3/8	---
17237P	1/2 x 3/8	---
17238P	1/2 x 1/2	---

• Nylon



PART #	SIZE	LIST PRICE
17224N	1/4 x 1/8	---
17225N	1/4 x 1/4	---
17233N	3/8 x 1/4	---
17234N	3/8 x 3/8	---
17237N	1/2 x 3/8	---
17238N	1/2 x 1/2	---

PLASTIC PUSH-IN
PLASTIC NIPPLES & FITTINGS

PLASTIC PUSH-IN TUBE FITTINGS

Manufactured from safe, non-toxic materials meeting the requirements of the US FDA, WRAS, ANSI/NSF-51, 61, and SK Zert. Our products are widely used in water purification, food/beverage and pneumatic systems.

- **Function & Quality** : provides quick and convenient assembly - saving time & expense. Our ISO9001, 14001 registered quality system ensures our customers a superior level of product quality. Defects are easily detectable and maintenance is easy with its easy dismantling for access.
- **Collet Design** : Unique oval collet design is superior and more practical.
- **Applications** : Beyond water and food use, fittings can be used with air, gases, vacuum, & liquids. And all connections can be assembled & disassembled repeatedly.
- **Material** : Grey Acetal Copolymer, also known as POM. Highly durable and resistant to fatigue and creep. It has high resistance to a wide range of organic & inorganic chemicals and detergents. Not recommended for use with strong acids or repeated exposure to strong oxidizers. (polypropylene may be subbed)

SIZE	Small Size						Large Size					
	5/32"	3/16"	1/4"	5/16"	3/8"	1/2"	5/8"	3/4"	1"	1 1/8"	1 1/4"	
Temperature	4mm	5mm	6mm	8mm	10mm	12mm	15mm	16mm	18mm	22mm	28mm	
1°C (34°F)	16bar (230PSI)						11bar (170PSI)					
20°C (68°F)	16bar (230PSI)						11bar (170PSI)					
65°C (150°F)	10bar (150PSI)						7bar (100PSI)					

- Fittings are not recommended for use with liquids other than water and food or beverage products.
- Do not use pipe dope or other liquid thread sealers. Use only Teflon tape to seal threaded connections.
- After assembling a tube connection, tug with moderate force to check for proper gripping of the tube.
- Before disassembling tube connections, always verify that pressure has been removed from the system.

UNION CONNECTOR



PART #	TUBE OD	LIST PRICE
20018P	5/32"	---
20702P	3/16"	---
20019P	1/4"	---
20703P	5/16"	---
20020P	3/8"	---
20021P	1/2"	---
20122P	5/8"	---
20148P	7/8"	---

REDUCING UNION



PART #	TUBE OD	TUBE OD	LIST PRICE
20753P	5/16"	1/4"	---
20755P	3/8"	1/4"	---
20756P	3/8"	5/16"	---
20758P	1/2"	3/8"	---

UNION TEE



PART #	TUBE OD	LIST PRICE
20028P	1/4"	---
20031P	5/16"	---
20029P	3/8"	---
20030P	1/2"	---
20145P	5/8"	---

REDUCING BRANCH TEE



PART #	TUBE OD 1	TUBE OD 2	LIST PRICE
20725P	3/8"	1/4"	---
20724P	1/2"	3/8"	---

UNION ELBOW



PART #	TUBE OD	LIST PRICE
20152P	1/4"	---
20155P	5/16"	---
20153P	3/8"	---
20154P	1/2"	---

REDUCING ELBOW



PART #	TUBE OD	TUBE OD	LIST PRICE
20734P	3/8"	1/4"	---
20736P	1/2"	3/8"	---

BULKHEAD UNION



PART #	TUBE OD	LIST PRICE
20127P	1/4"	---
20128P	3/8"	---
20129P	1/2"	----

PLASTIC PUSH-IN

PLASTIC NIPPLES & FITTINGS

FEMALE CONNECTOR



Female Pipe

PART #	TUBE OD	THREAD NPTF	LIST PRICE
20993P	1/4"	1/8"	---
20035P	1/4"	1/4"	---
20944P	3/8"	1/8"	---
20036P	3/8"	1/4"	---

MALE CONNECTOR



Male Pipe


PART #	TUBE OD	THREAD NPTF	LIST PRICE
20050P	5/32"	1/8"	---
20054P	1/4"	1/8"	---
20055P	1/4"	1/4"	---
20056P	1/4"	3/8"	---
20531P	5/16"	1/4"	---
20532P	5/16"	3/8"	---
20057P	3/8"	1/8"	---
20058P	3/8"	1/4"	---
20059P	3/8"	3/8"	---
20062P	3/8"	1/2"	---
20061P	1/2"	3/8"	---
20063P	1/2"	1/2"	---

STEM ADAPTER



PART #	STEM OD	THREAD NPTF	LIST PRICE
20524P	1/4"	1/8"	---
20525P	1/4"	1/4"	---
20528P	3/8"	1/4"	---
20529P	3/8"	3/8"	---
20530P	1/2"	3/8"	---
20531P	1/2"	1/2"	---

REDUCER



PART #	TUBE OD 1	STEM OD 2	LIST PRICE
20512P	3/8"	1/4"	---
20514P	1/2"	3/8"	---

FIXED ELBOW



PART #	TUBE OD	THREAD NPTF	LIST PRICE
20068P	1/4"	1/8"	---
20069P	1/4"	1/4"	---
20070P	1/4"	3/8"	---
20072P	3/8"	1/4"	---
20073P	3/8"	3/8"	---

SWIVEL ELBOW



Union Elbow + Stem Adapter

20-152P + 20-525P = 20973P

PART #	STEM OD	TUBE ID	LIST PRICE
20973P	1/4"	1/4"	----
20974P	3/8"	3/8"	----

PLASTIC PUSH-IN

PLASTIC NIPPLES & FITTINGS

PLUG-IN ELBOW




PART #	TUBE OD	STEM	LIST PRICE
20742P	1/4"	1/4"	---
20747P	3/8"	3/8"	---
20748P	1/2"	1/2"	---

2-WAY DIVIDER



PART #	TUBE OD	LIST PRICE
20776P	5/16"	---
20777P	3/8"	---

PLUG



PART #	TUBE OD	LIST PRICE
20876P	5/32"	---
20878P	1/4"	---
20880P	3/8"	---
20881P	1/2"	---

TUBE END STOP



PART #	TUBE OD	LIST PRICE
20925P	1/4"	---
20927P	3/8"	---

PL X PL



PART #	TUBE OD	LIST PRICE
20900P	1/4"	---
20901P	3/8"	---

PL X MALE NPTF



PART #	TUBE OD	MALE THREAD NPTF	LIST PRICE
20904P	1/4"	1/4"	---
20905P	3/8"	3/8"	---

CHECK VALVE

STOP VALVE ADAPTER



PART #	TUBE OD	LIST PRICE
20778P	1/4"	---
20779P	3/8"	---

3/8 MALE COMP X 3/8 FEMALE COMP



PART #	TUBE OD	LIST PRICE
20985P	1/4"	---
20986P	3/8"	---

SCHEDULE 80 PVC NIPPLES

Machined Schedule 80 PVC nipples comply fully with ASTM D2464, threads conform to ASTM F1498, and the pipe is extruded from PVC 1120-1220 meeting ASTM D1784 and meets ASTM D1785, products standard 21-70



- Dark Grey
- NSF-61 Cert.

1/2" DIAMETER 420 PSI

PART #	LENGTH	LIST PRICE
55060	X Close (1-1/8")	---
55061	1-1/2"	---
55062	2"	---
55063	2-1/2"	---
55064	3"	---
55065	3-1/2"	---
55066	4"	---
55067	4-1/2"	---
55068	5"	---
55069	5-1/2"	---
55070	6"	---
55072	8"	---
55074	10"	---
55075	11"	---
55076	12"	---
	18"	---
55241	24"	---

3/4" DIAMETER 340 PSI

PART #	LENGTH	LIST PRICE
55080	x Close (1-3/8")	---
55081	1-1/2"	---
55082	2"	---
55083	2-1/2"	---
55084	3"	---
55085	3-1/2"	---
55086	4"	---
55087	4-1/2"	---
55088	5"	---
55089	5-1/2"	---
55090	6"	---
55092	8"	---
55093	10"	---
55096	12"	---
55097	18"	---
55098	24"	---
55099	36"	---

1" DIAMETER 315 PSI

PART #	LENGTH	LIST PRICE
55100	X Close (1-1/2")	---
55101	2"	---
55102	2-1/2"	---
55103	3"	---
55104	3-1/2"	---
55105	4"	---
55106	4-1/2"	---
55107	5"	---
55108	5-1/2"	---
55109	6"	---
55111	8"	---
55115	12"	---
55116	18"	---
55117	36"	---

1-1/4" DIAMETER 210 PSI

PART #	LENGTH	LIST PRICE
55120	X Close (1-5/8")	---
55121	2"	---
55122	2-1/2"	---
55123	3"	---
55124	3-1/2"	---
55125	4"	---
55126	4-1/2"	---
55127	5"	---
55128	5-1/2"	---
55129	6"	---
55131	8"	---
55132	12"	---

PLASTIC NIPPLES
 PLASTIC NIPPLES & FITTINGS

SCHEDULE 80 PVC NIPPLES CONT.

Machined Schedule 80 PVC nipples comply fully with ASTM D2464, threads conform to ASTM F1498, and the pipe is extruded from PVC 1120-1220 meeting ASTM D1784 and meets ASTM D1785, products standard 21-70



- Dark Grey
- NSF-61 Cert.

1-1/2" DIAMETER 234 PSI

PART #	LENGTH	LIST PRICE
55140	X Close (1-5/8")	---
55141	2"	---
55142	2-1/2"	---
55143	3"	---
55144	3-1/2"	---
55145	4"	---
55146	4-1/2"	---
55147	5"	---
55148	5-1/2"	---
55149	6"	---
55150	8"	---
55151	12"	---

3" DIAMETER

PART #	LENGTH	BOX QTY	LIST PRICE
55200	x Close	25	---
55201	3"	20	---
55203	4"	30	---
55205	5"	20	---
55207	6"	20	---
55209	8"	10	---
55211	10"	10	---
55213	12"	10	---

2" DIAMETER 200 PSI

PART #	LENGTH	LIST PRICE
55160	X Close (2")	---
55161	2-1/2"	---
55162	3"	---
55163	3-1/2"	---
55164	4"	---
55165	4-1/2"	---
55166	5"	---
55167	5-1/2"	---
55168	6"	---
55170	8"	---
55174	12"	---
55175	18"	---
55176	24"	---
55292	30"	---
55179	60"	---

UNIONS & COUPLINGS PVC

PLASTIC NIPPLES & FITTINGS

PLASTIC

SLIP SCHEDULE 80 PVC UNION



PART #	SIZE	LIST PRICE
897005	1/2"	
897007	3/4"	
897010	1"	
897012	1-1/4"	
897015	1-1/2"	
897020	2"	
897025	2-1/2"	
897030	3"	
897040	4"	

FIP SCHEDULE 40 PVC UNION



PART #	SIZE	LIST PRICE
55591	1/2"	
55592	3/4"	
55593	1"	
55594	1-1/4"	
55595	1-1/2"	
55596	2"	
55597	3"	
55598	4"	
55599	2-1/2"	

FIP SCHEDULE 80 PVC UNION



PART #	SIZE	LIST PRICE
898005	1/2"	
898007	3/4"	
898010	1"	
898012	1-1/4"	
898015	1-1/2"	
898020	2"	
898025	2-1/2"	
898030	3"	
898040	4"	

PVC COMPRESSION COUPLING



PART #	SIZE	LIST PRICE
55303	1/2"	
55304	3/4"	
55305	1"	
55306	1-1/4"	
55307	1-1/2"	
55308	2"	
55309	2-1/2"	
55310	3"	
55311	4"	
55312	6"	

SLIP SCHEDULE 40 PVC UNION



PART #	SIZE	LIST PRICE
55491	1/2"	
55492	3/4"	
55493	1"	
55494	1-1/4"	
55495	1-1/2"	
55496	2"	
55497	3"	
55498	4"	
55499	2-1/2"	

PVC EXPANDABLE REPAIR COUPLING



PART #	SIZE	LIST PRICE
55330	1/2"	
55331	3/4"	
55332	1"	
55333	1-1/4"	
55334	1-1/2"	
55335	2"	
55336	2-1/2"	
55337	3"	
55338	4"	

HOSE ACCESSORIES
HOSE ACCESSORIES

HOSE ACCESSORIES



CAM AND GROOVE



ALUMINIUM



POLYPROPLYENE



STAINLESS STEEL



BRASS

COMBINATION HOSE NIPPLES



FIRE HOSE FITTINGS



**UNIVERSAL/ GROUND
JOINT COUPLINGS**



CAM AND GROOVE

**MALE ADAPTER X FEMALE NPT
TYPE A**



CGA
6191X

PART#	SIZE	LIST PRICE
CGA-050-A1	1/2"	---
CGA-075-A1	3/4"	---
CGA-100-A1	1"	---
CGA-125-A1	1-1/4"	---
CGA-150-A1	1-1/2"	---
CGA-200-A1	2"	---
CGA-250-A1	2-1/2"	---
CGA-300-A1	3"	---
CGA-400-A1	4"	---
CGA-500-A1	5"	---
CGA-600-A1	6"	---
CGA-800-A1	8"	---

**FEMALE COUPLER X HOSE SHANK
TYPE C**



CGC
6193X

PART#	SIZE	LIST PRICE
CGC-050-A1	1/2"	---
CGC-075-A1	3/4"	---
CGC-100-A1	1"	---
CGC-125-A1	1-1/4"	---
CGC-150-A1	1-1/2"	---
CGC-200-A1	2"	---
CGC-250-A1	2-1/2"	---
CGC-300-A1	3"	---
CGC-400-A1	4"	---
CGC-500-A1	5"	---
CGC-600-A1	6"	---
CGC-800-A1	8"	---

**FEMALE COUPLER X MALE NPT
TYPE B**



CGB
6192X

PART#	SIZE	LIST PRICE
CGB-050-A1	1/2"	---
CGB-075-A1	3/4"	---
CGB-100-A1	1"	---
CGB-125-A1	1-1/4"	---
CGB-150-A1	1-1/2"	---
CGB-200-A1	2"	---
CGB-250-A1	2-1/2"	---
CGB-300-A1	3"	---
CGB-400-A1	4"	---
CGB-500-A1	5"	---
CGB-600-A1	6"	---
CGB-800-A1	8"	---

**FEMALE COUPLER X FEMALE NPT
TYPE D**



CGD
6194X

PART#	SIZE	LIST PRICE
CGD-050-A1	1/2"	---
CGD-075-A1	3/4"	---
CGD-100-A1	1"	---
CGD-125-A1	1-1/4"	---
CGD-150-A1	1-1/2"	---
CGD-200-A1	2"	---
CGD-250-A1	2-1/2"	---
CGD-300-A1	3"	---
CGD-400-A1	4"	---
CGD-500-A1	5"	---
CGD-600-A1	6"	---
CGD-800-A1	8"	---

WARNING: This product can expose you to chemicals, including Nickel, which are known to the State of California to cause cancer. For more information, visit www.P65Warnings.ca.gov

ALUMINUM CAM AND GROOVE

HOSE ACCESSORIES

MALE ADAPTER X HOSE SHANK

TYPE E



CGE
61-95X

PART#	SIZE	LIST PRICE
CGE-050-A1	1/2"	---
CGE-075-A1	3/4"	---
CGE-100-A1	1"	---
CGE-125-A1	1-1/4"	---
CGE-150-A1	1-1/2"	---
CGE-200-A1	2"	---
CGE-250-A1	2-1/2"	---
CGE-300-A1	3"	---
CGE-400-A1	4"	---
CGE-500-A1	5"	---
CGE-600-A1	6"	---
CGE-800-A1	8"	---

MALE ADAPTER X MALE NPT

TYPE F



CGF
61-96X

PART#	SIZE	LIST PRICE
CGF-050-A1	1/2"	---
CGF-075-A1	3/4"	---
CGF-100-A1	1"	---
CGF-125-A1	1-1/4"	---
CGF-150-A1	1-1/2"	---
CGF-200-A1	2"	---
CGF-250-A1	2-1/2"	---
CGF-300-A1	3"	---
CGF-400-A1	4"	---
CGF-500-A1	5"	---
CGF-600-A1	6"	---
CGF-800-A1	8"	---

DUST CAP

TYPE DC



CDC
61-97X

PART#	SIZE	LIST PRICE
CDC-050-A1	1/2"	---
CDC-075-A1	3/4"	---
CDC-100-A1	1"	---
CDC-125-A1	1-1/4"	---
CDC-150-A1	1-1/2"	---
CDC-200-A1	2"	---
CDC-250-A1	2-1/2"	---
CDC-300-A1	3"	---
CDC-400-A1	4"	---
CDC-500-A1	5"	---
CDC-600-A1	6"	---
CDC-800-A1	8"	---

DUST PLUG

TYPE DP



CDP
61-98X

PART#	SIZE	LIST PRICE
CDP-050-A1	1/2"	---
CDP-075-A1	3/4"	---
CDP-100-A1	1"	---
CDP-125-A1	1-1/4"	---
CDP-150-A1	1-1/2"	---
CDP-200-A1	2"	---
CDP-250-A1	2-1/2"	---
CDP-300-A1	3"	---
CDP-400-A1	4"	---
CDP-500-A1	5"	---
CDP-600-A1	6"	---
CDP-800-A1	8"	---

WARNING: This product can expose you to chemicals, including Nickel, which are known to the State of California to cause cancer.
 For more information, visit www.P65Warnings.ca.gov



ALUMINUM (AL) SPOOL & PART A

MALE ADAPTER X MALE ADAPTER
ALUMINUM
SPOOL ADAPTER



SA-XXX-A
61910

PART#	SIZE	LIST PRICE
SA-200-A	2"	---
SA-2030-A	2" x 3"	---
SA-300-A	3"	---
SA-3040-A	3" x 4"	---
SA-400-A	4"	---

REDUCER ADAPTER FEMALE
NPT ALUMINUM



CGA-XXX-A

MALE ADAPTER X FEMALE PIPE

PART#	SIZE	LIST PRICE
CGA-3040-A	3" x 4"	---
CGA-4030-A	4" x 3"	---

ALUMINUM SWIVEL



PART#	SIZE	LIST PRICE
CGASV-300-A	3"	---

REDUCER COUPLER M NPT
PART B



CGB-XXX-A

FEMALE COUPLER X MALE PIPE

PART#	SIZE	LIST PRICE
CGB-3020-A	3" x 2"	---
CGB-3040-A	3" x 4"	---

REDUCER COUPLER ADAPTER
PART D



DA-XXX-A

FEMALE COUPLER X MALE ADAPTER

PART#	SIZE	LIST PRICE
DA-2015-A	2" x 1-1/2"	---
DA-2030-A	2" x 3"	---
DA-3015-A	3" x 1-1/2"	---
DA-3020-A	3" x 2"	---
DA-3040-A	3" x 4"	---
DA-4030-A	4" x 3"	---
DA-6040-A	6" x 4"	----

REDUCER COUPLER FEMALE
NPT PART D



CGD

FEMALE COUPLER X FEMALE PIPE

PART#	SIZE	LIST PRICE
CGD-3020-A	3" x 2"	---
CGD-4030-A	4" x 3"	----

SPOOL COUPLER
PART D



FEMALE COUPLER X FEMALE COUPLER

PART#	SIZE	LIST PRICE
DD-2020-A	2" x 2"	---
DD-2030-A	2" x 3"	---
DD-3030-A	3" x 3"	---
DD-3040-A	3" x 4"	---
DD-4040-A	4" x 4"	----

REDUCER ADAPTER MALE
NPT PART F



MALE NPT

MALE ADAPTER

CGF

MALE ADAPTER X MIP

PART#	SIZE	LIST PRICE
CGF-3040-A	3" x 4"	---
CGF-4030-A	4" x 3"	---

WARNING: This product can expose you to chemicals, including Nickel, which are known to the State of California to cause cancer. For more information, visit www.P65Warnings.ca.gov

POLY CAM AND GROOVE

HOSE ACCESSORIES

POLYPROPYLENE (PP)

MALE ADAPTER X FEMALE NPT TYPE A



35-91X

PART#	SIZE	LIST PRICE
CGA-050-PP	1/2"	---
CGA-075-PP	3/4"	---
CGA-100-PP	1"	---
CGA-125-PP	1-1/4"	---
CGA-150-PP	1-1/2"	---
CGA-200-PP	2"	---
CGA-300-PP	3"	---
CGA-400-PP	4"	---

FEMALE COUPLER X HOSE SHANK TYPE C



CGC
35-93X

PART#	SIZE	LIST PRICE
CGC-050-PP	1/2"	---
CGC-075-PP	3/4"	---
CGC-100-PP	1"	---
CGC-125-PP	1-1/4"	---
CGC-150-PP	1-1/2"	---
CGC-200-PP	2"	---
CGC-300-PP	3"	---
CGC-400-PP	4"	---

FEMALE COUPLER X MALE NPT TYPE B



CGB
35-92X

PART#	SIZE	LIST PRICE
CGB-050-PP	1/2"	---
CGB-075-PP	3/4"	---
CGB-100-PP	1"	---
CGB-125-PP	1-1/4"	---
CGB-150-PP	1-1/2"	---
CGB-200-PP	2"	---
CGB-300-PP	3"	---
CGB-400-PP	4"	---

FEMALE COUPLER X FEMALE NPT TYPE D



35-94X

PART#	SIZE	LIST PRICE
CGD-050-PP	1/2"	---
CGD-075-PP	3/4"	---
CGD-100-PP	1"	---
CGD-125-PP	1-1/4"	---
CGD-150-PP	1-1/2"	---
CGD-200-PP	2"	---
CGD-300-PP	3"	---

WARNING: This product can expose you to chemicals, including Nickel, which are known to the State of California to cause cancer. For more information, visit www.P65Warnings.ca.gov

POLYPROPYLENE CAM AND GROOVE

HOSE ACCESSORIES

MALE ADAPTER X HOSE SHANK TYPE E



35-95X

PART#	SIZE	LIST PRICE
CGE-050-PP	1/2"	---
CGE-075-PP	3/4"	---
CGE-100-PP	1"	---
CGE-125-PP	1-1/4"	---
CGE-150-PP	1-1/2"	---
CGE-200-PP	2"	---
CGE-300-PP	3"	---
CGE-400-PP	4"	---

MALE ADAPTER X MALE NPT TYPE F



35-96X

PART#	SIZE	LIST PRICE
CGF-050-PP	1/2"	---
CGF-075-PP	3/4"	---
CGF-100-PP	1"	---
CGF-125-PP	1-1/4"	---
CGF-150-PP	1-1/2"	---
CGF-200-PP	2"	---
CGF-300-PP	3"	---
CGF-400-PP	4"	---

DUST CAP TYPE DC



CDC
35-97X

PART#	SIZE	LIST PRICE
CDC-050-PP	1/2"	---
CDC-075-PP	3/4"	---
CDC-100-PP	1"	---
CDC-125-PP	1-1/4"	---
CDC-150-PP	1-1/2"	---
CDC-200-PP	2"	---
CDC-300-PP	3"	---
CDC-400-PP	4"	---

DUST PLUG TYPE DP



CDP
35-98X

PART#	SIZE	LIST PRICE
CDP-050-PP	1/2"	---
CDP-075-PP	3/4"	---
CDP-100-PP	1"	---
CDP-125-PP	1-1/4"	---
CDP-150-PP	1-1/2"	---
CDP-200-PP	2"	---
CDP-300-PP	3"	---
CDP-400-PP	4"	---

WARNING: This product can expose you to chemicals, including Nickel, which are known to the State of California to cause cancer. For more information, visit www.P65Warnings.ca.gov

STAINLESS STEEL CAM AND GROOVE #316

HOSE ACCESSORIES

MALE ADAPTER X FEMALE NPT TYPE A



CGA
6391X

PART#	SIZE	LIST PRICE
CGA-050-SS1	1/2"	---
CGA-075-SS1	3/4"	---
CGA-100-SS1	1"	---
CGA-125-SS1	1-1/4"	---
CGA-150-SS1	1-1/2"	---
CGA-200-SS1	2"	---
CGA-250-SS1	2-1/2"	---
CGA-300-SS1	3"	---
CGA-400-SS1	4"	---
CGA-600-SS1	6"	---

FEMALE COUPLER X HOSE SHANK TYPE C



CGC
6393X

PART#	SIZE	LIST PRICE
CGC-050-SS1	1/2"	---
CGC-075-SS1	3/4"	---
CGC-100-SS1	1"	---
CGC-125-SS1	1-1/4"	---
CGC-150-SS1	1-1/2"	---
CGC-200-SS1	2"	---
CGC-250-SS1	2-1/2"	---
CGC-300-SS1	3"	---
CGC-400-SS1	4"	---
CGC-600-SS1	6"	---

FEMALE COUPLER X MALE NPT TYPE B



CGB
6392X

PART#	SIZE	LIST PRICE
CGB-050-SS1	1/2"	---
CGB-075-SS1	3/4"	---
CGB-100-SS1	1"	---
CGB-125-SS1	1-1/4"	---
CGB-150-SS1	1-1/2"	---
CGB-200-SS1	2"	---
CGB-250-SS1	2-1/2"	---
CGB-300-SS1	3"	---
CGB-400-SS1	4"	---

FEMALE COUPLER X FEMALE NPT TYPE D



CGD
6394X

PART#	SIZE	LIST PRICE
CGD-050-SS1	1/2"	---
CGD-075-SS1	3/4"	---
CGD-100-SS1	1"	---
CGD-125-SS1	1-1/4"	---
CGD-150-SS1	1-1/2"	---
CGD-200-SS1	2"	---
CGD-250-SS1	2-1/2"	---
CGD-300-SS1	3"	---
CGD-400-SS1	4"	---
CGD-500-SS1	5"	---
CGD-600-SS1	6"	---

WARNING: This product can expose you to chemicals, including Nickel, which are known to the State of California to cause cancer. For more information, visit www.P65Warnings.ca.gov

STAINLESS STEEL CAM AND GROOVE #316

HOSE ACCESSORIES

MALE ADAPTER X HOSE SHANK TYPE E



SA
6395X

PART#	SIZE	LIST PRICE
CGE-050-SS1	1/2"	---
CGE-075-SS1	3/4"	---
CGE-100-SS1	1"	---
CGE-125-SS1	1-1/4"	---
CGE-150-SS1	1-1/2"	---
CGE-200-SS1	2"	---
CGE-300-SS1	3"	---
CGE-400-SS1	4"	---
CGE-600-SS1	6"	---

MALE ADAPTER X MALE NPT TYPE F



CGF
6396X

PART#	SIZE	LIST PRICE
CGF-050-SS1	1/2"	---
CGF-075-SS1	3/4"	---
CGF-100-SS1	1"	---
CGF-125-SS1	1-1/4"	---
CGF-150-SS1	1-1/2"	---
CGF-200-SS1	2"	---
CGF-300-SS1	3"	---
CGF-400-SS1	4"	---
CGF-600-SS1	6"	---

DUST CAP TYPE DC



6397X

PART#	SIZE	LIST PRICE
CDC-050-SS1	1/2"	---
CDC-075-SS1	3/4"	---
CDC-100-SS1	1"	---
CDC-125-SS1	1-1/4"	---
CDC-150-SS1	1-1/2"	---
CDC-200-SS1	2"	---
CDC-250-SS1	2-1/2"	---
CDC-300-SS1	3"	---
CDC-400-SS1	4"	---
CDC-600-SS1	6"	---

DUST PLUG TYPE DP



6398X

PART#	SIZE	LIST PRICE
CDP-100-SS1	1"	---
CDP-125-SS1	1-1/4"	---
CDP-150-SS1	1-1/2"	---
CDP-200-SS1	2"	---
CDP-300-SS1	3"	---
CDP-400-SS1	4"	---

WARNING: This product can expose you to chemicals, including Nickel, which are known to the State of California to cause cancer. For more information, visit www.P65Warnings.ca.gov

BRASS CAM AND GROOVE

HOSE ACCESSORIES

BRASS**MALE ADAPTER X FEMALE NPT
TYPE A**

4491X

PART#	SIZE	LIST PRICE
CGA-050-B1	1/2"	---
CGA-075-B1	3/4"	---
CGA-100-B1	1"	---
CGA-125-B1	1-1/4"	---
CGA-150-B1	1-1/2"	---
CGA-200-B1	2"	---
CGA-300-B1	3"	---
CGA-400-B1	4"	---
CGA-600-B1	6"	---

**FEMALE COUPLER X HOSE SHANK
TYPE C**

4493X

PART#	SIZE	LIST PRICE
CGC-050-B1	1/2"	---
CGC-075-B1	3/4"	---
CGC-100-B1	1"	---
CGC-125-B1	1-1/4"	---
CGC-150-B1	1-1/2"	---
CGC-200-B1	2"	---
CGC-250-B1	2-1/2"	---
CGC-300-B1	3"	---
CGC-400-B1	4"	---

**FEMALE COUPLER X MALE NPT
TYPE B**

4492X

PART#	SIZE	LIST PRICE
CGB-100-B1	1"	---
CGB-125-B1	1-1/4"	---
CGB-150-B1	1-1/2"	---
CGB-200-B1	2"	---
CGB-250-B1	2-1/2"	---
CGB-300-B1	3"	---
CGB-400-B1	4"	---

**FEMALE COUPLER X FEMALE NPT
TYPE D**

4494X

PART#	SIZE	LIST PRICE
CGD-050-B1	1/2"	---
CGD-075-B1	3/4"	---
CGD-100-B1	1"	---
CGD-125-B1	1-1/4"	---
CGD-150-B1	1-1/2"	---
CGD-200-B1	2"	---
CGD-300-B1	3"	---
CGD-400-B1	4"	---

WARNING: This product can expose you to chemicals, including Nickel, which are known to the State of California to cause cancer. For more information, visit www.P65Warnings.ca.gov

BRASS CAM AND GROOVE

HOSE ACCESSORIES

MALE ADAPTER X HOSE SHANK TYPE E



4495X

PART#	SIZE	LIST PRICE
CGE-075-B1	3/4"	---
CGE-100-B1	1"	---
CGE-150-B1	1-1/2"	---
CGE-200-B1	2"	---
CGE-300-B1	3"	---
CGE-400-B1	4"	---

DUST CAP TYPE DC



4497X

PART#	SIZE	LIST PRICE
CDC-100-B1	1"	---
CDC-200-B1	2"	---
CDC-300-B1	3"	---
CDC-400-B1	4"	---

MALE ADAPTER X MALE NPT TYPE F



4496X

PART#	SIZE	LIST PRICE
CGF-050-B1	1/2"	---
CGF-075-B1	3/4"	---
CGF-100-B1	1"	---
CGF-150-B1	1-1/2"	---
CGF-200-B1	2"	---
CGF-250-B1	2-1/2"	---
CGF-300-B1	3"	---
CGF-400-B1	4"	---

DUST PLUG TYPE DP



4498X


PART#	SIZE	LIST PRICE
CDP-200-B1	2"	---
CDP-250-B1	2-1/2"	---
CDP-300-B1	3"	---
CDP-400-B1	4"	---

WARNING: This product can expose you to chemicals, including Nickel, which are known to the State of California to cause cancer. For more information, visit www.P65Warnings.ca.gov

CRIMPLOK
HOSE ACCESSORIES

CRIMPLOK

**SELF LOCKING
CAM & GROOVE**



STAINLESS STEEL &
ALUMINUM

UNIVERSAL FITTINGS

CRIMPLOCK KING NIPPLES

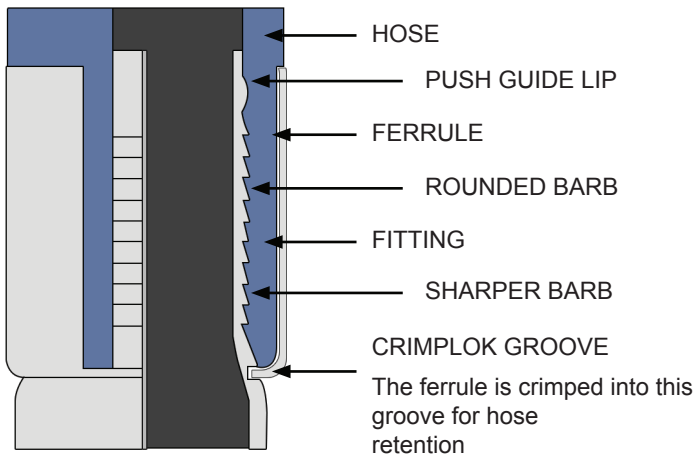


CRIMPLOK FERRULES - PLATED STEEL - STAINLESS STEEL ALUMINUM



SOLID DEPENDABLE SAFE

FEATURES AND BENEFITS



Crimplok is the best way to ensure a perfect hose connection every time!

- All fittings have a Crimplok groove for the ferrule end the Lok into for a strong permanent seal.
- Serrations on the couplings and fittings are not as sharp at the top, but become sharper towards the Crimplok groove.
- The length of the barb and sleeve/ ferrule are matched for a safer, cleaner connection.
- Crimplok connections do not have sharp clamp buckles or edges
- Interchangeable with most market systems

WARNING: This product can expose you to chemicals, including Nickel, which are known to the State of California to cause cancer. For more information, visit www.P65Warnings.ca.gov

ALUMINUM SELF LOCKING CAM & GROOVE

- Automatic Self-Locking Arms Prevent Accidental Disconnection
- Machined multi-serrated shank with interlocking groove
- Aluminum with Brass Self Locking Arms
- 316 Stainless with Investment Cast Self-Locking Arms
- Available in sizes 2" through 6"
- 2" @250 psi 3" & 4" @150 psi 6" @75 psi
- 6" @150 psi 4 arms
- Configurations
 - Dust Cap
 - Part B
 - Part C
 - Part D

Sample item code	Description
CDCSL-XXX-A1	X" DUST CAP ALUMINUM CRIMPLOK SELF LOCKING
CGBSL-XXX-A1	X" PART B ALUMINUM CRIMPLOK SELF LOCKING
CGCSL-XXXCR-A1	X" PART C ALUMINUM CRIMPLOK SELF LOCKING
CGDSL-XXX-A1	X" PART D ALUMINUM PRIMPLOK SELF LOCKING

Designed for use with Buchanan Crimp Sleeves and Interlocking Ferrules

**FEMALE COUPLER X MALE NPT
TYPE B**



CGBSL

PART#	SIZE	LIST PRICE
CGBSL-200-A1	2"	---
CGBSL-300-A1	3"	---
CGBSL-400-A1	4"	---

**FEMALE COUPLER X FEMALE NPT
TYPE D**



CGDSL

PART#	SIZE	LIST PRICE
CGDSL-200-A1	2"	---
CGDSL-300-A1	3"	---
CGDSL-400-A1	4"	---
CGDSL-600-A1	6"	---

**FEMALE COUPLER X HOSE SHANK
TYPE C**



CGCSL

PART#	SIZE	LIST PRICE
CGCSL-200CR-A1	2"	---
CGCSL-300CR-A1	3"	---
CGCSL-400CR-A1	4"	---
CGCSL-600CR-A1	6"	---

**DUST CAP
TYPE DC**



CDCSL

PART#	SIZE	LIST PRICE
CDCSL-200-A1	2"	---
CDCSL-300-A1	3"	---
CDCSL-400-A1	4"	---
CDCSL-600-A1	6"	---

WARNING: This product can expose you to chemicals, including Nickel, which are known to the State of California to cause cancer. For more information, visit www.P65Warnings.ca.gov

CRIMPLOK

HOSE ACCESSORIES

STAINLESS STEEL SELF LOCKING CAM & GROOVE

- Automatic Self-Locking Arms Prevent Accidental Disconnection
- Machined multi-serrated shank with interlocking groove
- Aluminum with Brass Self Locking Arms
- 316 Stainless with Investment Cast Self-Locking Arms
- Available in sizes 2" through 6"
- 2" @250 psi 3" & 4" @150 psi 6" @75 psi
- 6" @150 psi 4 arms
- Configurations
 - Dust Cap
 - Part B
 - Part C
 - Part D

Sample item code	Description
CDCL-XXX-SS1	X" DUST CAP STAINLESS CRIMPLOK 316 SELF LOCKING
CGBSL-XXX-SS1	X" PART B STAINLESS CRIMPLOK 316 SELF LOCKING
CGCSL-XXXCR-SS1	X" PART C STAINLESS 316 CRIMPLOK SELF LOCKING
CGDSL-XXX-SS1	X" PART D STAINLESS CRIMPLOK 316 SELF LOCKING

Designed for use with Buchanan Crimp Sleeves and Interlocking Ferrules

FEMALE COUPLER X MALE NPT TYPE B

CGBSL



PART#	SIZE	LIST PRICE
CGBSL-200-SS1	2"	---
CGBSL-300-SS1	3"	---
CGBSL-400-SS1	4"	---

FEMALE COUPLER X FEMALE NPT TYPE D

CGDSL



PART#	SIZE	LIST PRICE
CGDSL-200-SS1	2"	---
CGDSL-300-SS1	3"	---
CGDSL-400-SS1	4"	---
CGDSL-600-SS1	5"	---

FEMALE COUPLER X HOSE SHANK TYPE C

CGCSL



PART#	SIZE	LIST PRICE
CGCSL-200CR-SS1	2"	---
CGCSL-300CR-SS1	3"	---
CGCSL-400CR-SS1	4"	---

DUST CAP TYPE DC

CDCSL



PART#	SIZE	LIST PRICE
CDCSL-200-SS1	2"	---
CDCSL-300-SS1	3"	---
CDCSL-400-SS1	4"	---

WARNING: This product can expose you to chemicals, including Nickel, which are known to the State of California to cause cancer. For more information, visit www.P65Warnings.ca.gov

CRIMPLOK ALUMINUM CAM & GROOVE COUPLINGS

TYPE C



PART#	SIZE	LIST PRICE
CGC-150CR-A1	1-1/2"	---
CGC-200CR-A1	2"	---
CGC-250CR-A1	2-1/2"	---
CGC-300CR-A1	3"	---
CGC-400CR-A1	4"	---
CGC-600CR-A1	6"	---

TYPE E



PART#	SIZE	LIST PRICE
CGE-150CR-A1	1-1/2"	---
CGE-200CR-A1	2"	---
CGE-250CR-A1	2-1/2"	---
CGE-300CR-A1	3"	---
CGE-400CR-A1	4"	---
CGE-600CR-A1	6"	---

Project Information: For use with CRIMPLOK Ferrules CF-XXXXX-SP

CRIMPLOK STAINLESS CAM & GROOVE COUPLINGS

TYPE C



PART#	SIZE	LIST PRICE
CGC-100CR-SS1	1"	---
CGC-150CR-SS1	1-1/2"	---
CGC-200CR-SS1	2"	---
CGC-300CR-SS1	3"	---
CGC-400CR-SS1	4"	---

TYPE E



PART#	SIZE	LIST PRICE
CGE-100CR-SS1	1"	---
CGE-150CR-SS1	1-1/2"	---
CGE-200CR-SS1	2"	---
CGE-300CR-SS1	3"	---
CGE-400CR-SS1	4"	---

Project Information: For use with CRIMPLOK Ferrules CF-XXXXX-SS304

WARNING: This product can expose you to chemicals, including Nickel, which are known to the State of California to cause cancer. For more information, visit www.P65Warnings.ca.gov

HANDLES, RINGS AND PINS

HOSE ACCESSORIES

QUICKLOK HANDLE FOR SS AND ALUMINUM



PART#	SIZE	LIST PRICE
HSK5-200-SS	1-1/2-2"	---
HSK5-300-SS	3-4"	---

INVESTMENT CAST STAINLESS STEEL HANDLE, RING & PIN



PART#	SIZE	LIST PRICE
61452	3" & 4"	---

FORGED BRASS HANDLE - RING & PIN STEEL



PART#	SIZE	LIST PRICE
61455	3/4"	---
61451	1-1/4" - 2-1/2"	---
61453	3" & 4"	---
61457	6"	---

SAFETY CLIP



PART #	SIZE	LIST PRICE
66015	1-1/4" - 2-1/2"	---

HANDLE + PIN + RING BRASS

GASKETS

CAMLOCK GASKET EPDM



PART#	SIZE	LIST PRICE
CG-200-EPDM	2"	---
CG-300-EPDM	3"	---

CAMLOCK GASKET VITON



PART#	SIZE	LIST PRICE
CG-100-VI	1	---
CG-200-VI	2	---
CG-300-VI	3	---
CG-400-VI	4	---

CAMLOCK GASKET NBR



PART#	SIZE	LIST PRICE
CG-075-NBR	3/4	---
CG-100-NBR	1	---
CG-125-NBR	1-1/4	---
CG-150-NBR	1-1/2	---
CG-200-NBR	2	---
CG-250-NBR	2-1/2	---
CG-300-NBR	3	---
CG-400-NBR	4	---
CG-600-NBR	6	---
CG-800-NBR	8	---

BUNA-N GASKET



PART#	SIZE	LIST PRICE
BG50	1/2"	---
BG75	3/4"	---
BG100	1"	---
BG125	1-1/4"	---
BG150	1-1/2"	---
BG200	2"	---
BG250	2-1/2"	---
BG300	3"	---
BG400	4"	---
BG600	6"	---

WARNING: This product can expose you to chemicals, including Nickel, which are known to the State of California to cause cancer. For more information, visit www.P65Warnings.ca.gov

KING NIPPLES

HOSE ACCESSORIES

COMBINATION NIPPLES

HOSE BARB X MALE PIPE

STEEL HOSE NIPPLES



CNT-XXX-S


• BLACK

(BARB X MALE PIPE)

PART #	HOSE SIZE	LIST PRICE
CNT-050-S	1/2"	---
CNT-075-S	3/4"	---
CNT-100-S	1"	---
CNT-125-S	1-1/4"	---
CNT-150-S	1-1/2"	---
CNT-200-S	2"	---
CNT-250-S	2-1/2"	---
CNT-300-S	3"	---
CNT-400-S	4"	---
CNT-600-S	6"	---

1/2-2" KNURLED || 2-12/ -12" NON-KNURLED


ZINC PLATED STEEL



CNT-XXX-SP

PART #	SIZE	LIST PRICE
CNT-050-SP	1/2"	---
CNT-075-SP	3/4"	---
CNT-100-SP	1"	---
CNT-125-SP	1-1/4"	---
CNT-150-SP	1-1/2"	---
CNT-200-SP	2"	---
CNT-250-SP	2-1/2"	---
CNT-300-SP	3"	---
CNT-400-SP	4"	---
CNT-500-SP	5"	---
CNT-600-SP	6"	---
CNT-800-SP	8"	---

COMBINATION NIPPLE 316 STAINLESS



CNT-XXX-SS316

PART #	SIZE	LIST PRICE
CNT-050-SS316	1/2"	---
CNT-075-SS316	3/4"	---
CNT-100-SS316	1"	---
CNT-125-SS316	1-1/4"	---
CNT-150-SS316	1-1/2"	---
CNT-200-SS316	2"	---
CNT-250-SS316	2-1/2"	---
CNT-300-SS316	3"	---
CNT-400-SS316	4"	---

ZINC PLATED STEEL EXPANDER & REDUCER



EXP

RED

HOSE X MIP

PART #	SIZE	LIST PRICE
973862	3/4 x 1	---
973884	1 x 3/4	---
973863	1 x 1-1/4	---
973885	1-1/4 x 1	---
973886	1-1/4 x 1-1/2	---
973887	1-1/2 x 1-1/4	---
973864	1-1/2 x 2	---
973888	2 x 1-1/2	---
973859	2 x 2-1/2	---
973869	2-1/2 x 2	---
973865	2-1/2 x 3	---
973868	3 x 2-1/2	---


WARNING: This product can expose you to chemicals, including Nickel, which are known to the State of California to cause cancer. For more information, visit www.P65Warnings.ca.gov

KING NIPPLES

HOSE ACCESSORIES

**COMBINATION NIPPLES
HOSE BARB X MALE PIPE**

BRASS



CNT-XXX-B

• LEAD FREE

PART #	SIZE	LIST PRICE
CNT-075-B	3/4"	---
CNT-100-B	1"	---
CNT-125-B	1-1/4"	---
CNT-150-B	1-1/2"	---
CNT-200-B	2"	---
CNT-250-B	2-1/2"	---
CNT-300-B	3"	---

ALUMINUM




CNT-XXX-A

PART #	SIZE	LIST PRICE
CNT-050-A	1/2"	---
CNT-075-A	3/4"	---
CNT-100-A	1"	---
CNT-125-A	1-1/4"	---
CNT-150-A	1-1/2"	---
CNT-200-A	2"	---
CNT-250-A	2-1/2"	---
CNT-300-A	3"	---
CNT-400-A	4"	---

**VICTAULIC GROOVED
COMBINATION NIPPLES**COMBINATION NIPPLE PLAIN STEEL
VICTAULIC GROOVED

CNG-S

PART #	HOSE SIZE	LIST PRICE
CNG-200-S	2"	---
CNG-300-S	3"	---
CNG-400-S	4"	---
CNG-600-S	6"	---

COMBINATION NIPPLE
PLATED VICTAULIC GROOVED

PART #	SIZE	LIST PRICE
CNG-200-SP	2"	---
CNG-300-SP	3"	---
CNG-400-SP	4"	---
CNG-600-SP	6"	---

WARNING: This product can expose you to chemicals, including Nickel, which are known to the State of California to cause cancer. For more information, visit www.P65Warnings.ca.gov



CRIMPLOK CRIMP UNIVERSAL FITTINGS



PART#	SIZE	MAX OPERATING PSI 70F	LIST PRICE
HE-050CF-SP	1/2	150	---
HE-075CF-SP	3/4	150	---
HE-075CR-SP	3/4	150	---
HE-100CF-SP	1	150	---
HE-100CR-SP	1	150	---
HE-101CF-SP	1	150	----

HIGH PRESSURE FEMALE STEM



PART#	SIZE	LIST PRICE
GJS-125CR-DP	1-1/4	----
GJS-150CR-DP	1-1/2	----
GJS-200CR-DP	2	----
GJS-250CR-DP	2-1/2	----
GJS-300CR-DP	3	----
GJS-400CR-SP	4	----

HIGH PRESSURE MALE STEM



PART#	SIZE	LIST PRICE
GJM-125CR-DP	1-1/4	----
GJM-150CR-DP	1-1/2	----
GJM-200CR-DP	2	----
GJM-250CR-DP	2-1/2	----
GJM-300CR-DP	3	----
GJM-400CR-SP	4	----

WARNING: This product can expose you to chemicals, including Nickel, which are known to the State of California to cause cancer. For more information, visit www.P65Warnings.ca.gov

CRIMPLOK KING NIPPLES

HOSE ACCESSORIES

**CRIMPLOK CRIMP COMBINATION
NIPPLES PLATED STEEL**

PART#	SIZE	LIST PRICE
CNT-100CR-SP	1"	---
CNT-125CR-SP	1-1/4"	---
CNT-150CR-SP	1-1/2"	---
CNT-200CR-SP	2"	---
CNT-250CR-SP	2-1/2"	---
CNT-300CR-SP	3"	---
CNT-400CR-SP	4"	---
CNT-600CR-SP	6"	---

Project Information: For use with
CRIMPLOK Ferrules CF-XXXXX-SP

**CRIMPLOK CRIMP COMBINATION
NIPPLES STAINLESS**


PART#	SIZE	LIST PRICE
CNT-100CR-SS316	1"	---
CNT-125CR-SS316	1-1/4"	---
CNT-150CR-SS316	1-1/2"	---
CNT-200CR-SS316	2"	---
CNT-250CR-SS316	2-1/2"	---
CNT-300CR-SS316	3"	---
CNT-400CR-SS316	4"	---
CNT-600CR-SS316	6"	---

Project Information: For use with
CRIMPLOK Ferrules CF-XXXXX-SS304

**CRIMPLOK COMBINATION
NIPPLE PLATED LONG NPT**

PART#	SIZE	LIST PRICE
CNL-200CR-SP	2"	---
CNL-250CR-SP	2-1/2"	---
CNL-300CR-SP	3"	---
CNL-400CR-SP	4"	---

Project Information: For use with
CRIMPLOK Long Ferrules CF-XXXXXL-SP

**CRIMPLOK HD COMBINATION NIPPLE
PLATED**


PART#	SIZE	LIST PRICE
CNT-400CS-SP	4"	---
CNT-600CS-SP	6"	---
CNT-800CS-SP	8"	---

Project Information: For use with
CRIMPLOK Sleeves CSL-XXXXX-SP

**CRIMPLOK HD COMBINATION NIPPLE
UNPLATED**

PART#	SIZE	LIST PRICE
CNT-400CS-S	4"	---
CNT-600CS-S	6"	---
CNT-800CS-S	8"	---

Project Information: For use with
CRIMPLOK Sleeves CSL-XXXXX-SP

**CRIMPLOK HD COMBINATION NIPPLE
VICTAULIC PLATED**

PART#	SIZE	LIST PRICE
CNG-400CS-SP	4"	---
CNG-600CS-SP	6"	---
CNG-800CS-SP	8"	---

Project Information: For use with
CRIMPLOK Sleeves CSL-XXXXX-SP

**CRIMPLOK HD COMBINATION NIPPLE
VICTAULIC UNPLATED**

PART#	SIZE	LIST PRICE
CNG-400CS-S	4"	---
CNG-600CS-S	6"	---
CNG-800CS-S	8"	---

Project Information: For use with
CRIMPLOK Sleeves CSL-XXXXX-SP


WARNING: This product can expose you to chemicals, including Nickel, which are known to the State of California to cause cancer. For more information, visit www.P65Warnings.ca.gov



CRIMPLOK KING NIPPLES

HOSE ACCESSORIES

CRIMPLOK CRIMP VICTAULIC COMBINATION NIPPLES PLATED STEEL



PART#	SIZE	LIST PRICE
CNG-200CR-SP	2"	---
CNG-300CR-SP	3"	---
CNG-400CR-SP	4"	---
CNG-600CR-SP	6"	---

Project Information: For use with CRIMPLOK Ferrules CF-XXXXX-SP

CRIMPLOK CRIMP VICTAULIC COMBINATION NIPPLES STAINLESS



PART#	SIZE	LIST PRICE
CNG-200CR-SS316	2"	---
CNG-250CR-SS316	2-1/2"	---
CNG-300CR-SS316	3"	---
CNG-400CR-SS316	4"	---

Project Information: For use with CRIMPLOK Ferrules CF-XXXXX-SS304

CRIMPLOK FIXED FLANGE NIPPLE STEEL 125 - 150#



PART#	SIZE	LIST PRICE
CNFL-200CR-S	2"	---
CNFL-300CR-S	3"	---
CNFL-400CR-S	4"	---
CNFL-600CR-S	6"	---

Project Information: For use with CRIMPLOK Ferrules CF-XXXXX-SP
Stainless Steel available - add S316 to part #

CRIMPLOK CRIMP TURNBACK COMBINATION NIPPLES STEEL



PART#	SIZE	LIST PRICE
CNTB-200CR-S	2"	---
CNTB-300CR-S	3"	---
CNTB-400CR-S	4"	---
CNTB-600CR-S	6"	---

Project Information: For use with CRIMPLOK Ferrules CF-XXXXX-SP

CRIMPLOK CRIMP TURN BACK NIPPLES STAINLESS



PART#	SIZE	LIST PRICE
CNTB-200CR-SS316	2"	---
CNTB-300CR-SS316	3"	---
CNTB-400CR-SS316	4"	---
CNTB-600CR-SS316	6"	---

Project Information: For use with CRIMPLOK Ferrules CF-XXXXX-SS304

CRIMPLOK CRIMP SQUARE CUT COMBINATION NIPPLES UNPLATED



PART#	SIZE	LIST PRICE
CNSC-300CR-SP	3"	---
CNSC-400CR-SP	4"	---

Project Information: For use with CRIMPLOK Ferrules CF-XXXXX-SP

CRIMPLOK FIXED FLANGE NIPPLE STAINLESS STEEL 125 - 150#



PART#	SIZE	LIST PRICE
CNFL-200CR-SS316	2"	---
CNFL-300CR-SS316	3"	---
CNFL-400CR-SS316	4"	---
CNFL-600CR-SS316	6"	---

Project Information: For use with CRIMPLOK Ferrules CF-XXXXX-SP

WARNING: This product can expose you to chemicals, including Nickel, which are known to the State of California to cause cancer. For more information, visit www.P65Warnings.ca.gov


HOSE ACCESSORIES

HOSE MENDERS

HOSE ACCESSORIES

HOSE MENDERS**MENDER PLAIN STEEL**


HM-S



PART #	HOSE SIZE	LIST PRICE
HM-050-S	1/2"	---
HM-075-S	3/4"	---
HM-100-S	1"	---
HM-125-S	1-1/4"	---
HM-150-S	1-1/2"	---
HM-200-S	2"	---
HM-300-S	3"	---
HM-600-S	6"	---

316 STAINLESS STEEL HOSE MENDER

PART #	SIZE	LIST PRICE
HE-050-SS	1/2"	---
HE-075-SS	3/4"	---
HE-100-SS	1"	---
HE-125-SS	1-1/4"	---
HE-150-SS	1-1/2"	---
HE-200-SS	2"	---
HE-250-SS	2-1/2"	----
HE-300-SS	3"	----
HE-400-SS	4"	----

MENDER PLATED STEEL

PART #	SIZE	LIST PRICE
HM-038-SP	3/8"	---
HM-050-SP	1/2"	---
HM-063-SP	5/8"	---
HM-075-SP	3/4"	---
HM-100-SP	1"	---
HM-125-SP	1-1/4"	---
HM-150-SP	1-1/2"	---
HM-200-SP	2"	---
HM-250-SP	2-1/2"	---
HM-300-SP	3"	---
HM-400-SP	4"	---
HM-600-SP	6"	---

BRASS HOSE MENDER

• LEAD FREE

PART #	SIZE	LIST PRICE
73983	3/4"	---
73984	1"	---

WARNING: This product can expose you to chemicals, including Nickel, which are known to the State of California to cause cancer. For more information, visit www.P65Warnings.ca.gov

UNIVERSAL COUPLINGS

HOSE ACCESSORIES

UNIVERSAL COUPLING

MALE NPT ENDS

- Twist claw/ universal/ chicago



- Malleable iron
- ISO PSI

ME-XXX-SP

Safety clip included

PART #	SIZE	LIST PRICE
ME-025-SP	1/4"	---
ME-038-SP	3/8"	---
ME-050-SP	1/2"	---
ME-075-SP	3/4"	---
ME-100-SP	1"	---

WASHER



PART #	LIST PRICE
66000	---

FEMALE NPT ENDS



Safety clip included

PART #	SIZE	LIST PRICE
FE-025-SP	1/4"	---
FE-038-SP	3/8"	---
FE-050-SP	1/2"	---
FE-075-SP	3/4"	---
FE-100-SP	1"	---
FE-125-SP	1-1/4"	---
FE-150-SP	1-1/2"	---
FE-200-SP	2"	---

HOSE END



SEE CRIMPLOK SECTION

HE-XXX-SP

Safety clip included

PART #	SIZE	LIST PRICE
HE-038-SP	3/8"	---
HE-050-SP	1/2"	---
HE-075-SP	3/4"	---
HE-100-SP	1"	---

TRIPLE CONNECTIONS



UW-300-SP

PART #	LIST PRICE
UW-300-SP	---

UNIVERSAL BLANK END



ISO PSI

PART #	SIZE	LIST PRICE
BE-300-SP		---

WARNING: This product can expose you to chemicals, including Nickel, which are known to the State of California to cause cancer. For more information, visit www.P65Warnings.ca.gov

GROUND JOINT COUPLINGS/ ALUMINUM SHORT SHANKS

HOSE ACCESSORIES

2 BOLT HIGH PRESSURE CLAMP

PART #	HOSE ID	CLAMP RANGE	MAX BOLT TORQUE	LIST PRICE
BC2-075A-DP	3/4"	1-5/32"-1-9/32"	21FT LBS	---
BC2-075C-DP	3/4"	1-5/16"-1-1/2"	21FT LBS	---

4 BOLT HIGH PRESSURE CLAMP

PART #	HOSE ID	CLAMP RANGE	MAX BOLT TORQUE	LIST PRICE
BC4-100B-DP	1"	1.53-1.72	21FT LBS	---
BC4-125-DP	1-1/4"	2.06-2.25	40FT LBS	---
BC4-200A-DP	2"	2-11/32"-2-17/32"	60FT LBS	---
BC4-200-DP	2-1/2"	3-3/32"-3-7/16"	60FT LBS	---

HIGH PRESSURE MALE STEM

PART #	LIST	SIZE	PART #	LIST PRICE
73043		1/2	GJM-050-SP	---
73044		3/4	GJM-075-SP	---
73045		1	GJM-100-SP	---
73046		1-1/4	GJM-125-DP	---

SHORT SHANK ALUMINUM SET NPS

PART #	SIZE	LIST PRICE
PL-200-AD	2	---
PL-300-AD	3	---

FEMALE END

PART #	SIZE	LIST PRICE
PF-200-AD	2	---
PF-300-AD	3	---

MALE END

PART #	SIZE	LIST PRICE
PM-200-A	2	---
PM-300-A	3	---

WARNING: This product can expose you to chemicals, including Nickel, which are known to the State of California to cause cancer. For more information, visit www.P65Warnings.ca.gov



STRAINERS/ NOZZLES

HOSE ACCESSORIES

LARGE SAFETYCHECK FOR HOSE/ HOSE AND HOSE/TOOL



HOSE TO HOSE

PART #	SIZE	LIST PRICE
WHIP-L	1-1/2" HOSE, 37" LONG	---
WHIP-S	1/2-1-1/4" HOSE 22" LONG	---

FOOT VALVE



PART #	SIZE	LIST PRICE
FV-200-DP	2	---
FV-300-DP	3	---
FV-400-DP	4	---
FV-600-DP	6	---

STRAINER ROUND HOLE




PART #	SIZE	LIST PRICE
SR-200-SP	2	---
SR-250-SP	2-1/2	---
SR-300-SP	3	---
SR-400-SP	4	---
SR-600-SP	6	---
SR-800-SP	8	---

STRAINER ROUND HOLE LONG THIN



PART #	SIZE	LIST PRICE
SL-200-SP	2	---
SL-300-SP	3	---

STRAINER BOTTOM HOLE



PART #	SIZE	STRAINER HOSE SIZE	LIST PRICE
SB-200-SP	2		---
SB-300-SP	3		---

STRAINER STRAINER BOTTOM HOLE



PART #	SIZE	LIST PRICE
SCR-300-SS304	3	---
SCR-400-SS304	4	---

PLASTIC FOG NOZZLE GHT



PART #	SIZE	LIST PRICE
FN-075	3/4	---

PLASTIC FOG NOZZLE NPS



PART #	SIZE	LIST PRICE
FN-100	1	---
FN-150	1-1/2	---
FN-200	2	---

GREEN ABS FOG NOZZLE GHT



PART #	SIZE	LIST PRICE
FN-075G	3/4	---

WARNING: This product can expose you to chemicals, including Nickel, which are known to the State of California to cause cancer. For more information, visit www.P65Warnings.ca.gov

FIRE HOSE FITTINGS

HOSE ACCESSORIES

FIRE HOSE FITTINGS**HYDRANT ADAPTERS - BRASS**

PART #	DESCRIPTION	LIST PRICE
444011	1-1/2" NST x 3/4" GHT	---
444000	2-1/2" NST x 3/4" GHT	---
444001	2-1/2" NST x 3/4" NPT	---
444002	2-1/2" NST x 1" NPT	---
444005	2-1/2" NST x 1-1/2" NPT	---
444007	2-1/2" NST x 2" NPSH	---
444008	2-1/2" NST x 2" NPT	---
444006	2-1/2" NST x 1-1/2" NST	---

FEMALE TO MALE HEX ADAPTER - BRASS

PART #	FEMALE X MALE	LIST PRICE
444021	1-1/2" NST x 1-1/2" NPSH	---
444023	1-1/2" NPT x 1-1/2" NPSH	---
444020	1-1/2" NST x 1-1/2" NPT	---
444318	2 NPT x 2-1/2" NST	---
444026	2-1/2" NST x 2-1/2" NPT	---

CAP - BRASS

PART #	DESCRIPTION	LIST PRICE
444060	1-1/2" NST	---
444062	2-1/2" NST	---

DOUBLE MALE HEX NIPPLE - BRASS

PART #	DESCRIPTION	LIST PRICE
444042	1-1/2" NPT x 1-1/2" NPSH	---
444040	1-1/2" NPT x 1-1/2" NST	---
444048	2" NPT x 2-1/2" NST	---
444045	2-1/2" NPT x 2-1/2" NST	---
444049	3" NPT x 2-1/2" NST	---

MALE SWIVEL ADAPTER - BRASS W/ LUGS

PART #	DESCRIPTION FEMALE X MALE	LIST PRICE
444111	2-1/2" NST x 2" NPT	---
444112	2-1/2" NST x 2-1/2" NPT	---
444113	2-1/2" NST x 3" NPT	---

BRASS NOZZLE

PART #	PIPE	LIST PRICE
HN-075-B	3/4"	---
HN-100-B	1"	---
HN-125-B	1-1/4"	---
HN-250-B	2-1/2"	---

WARNING: This product can expose you to chemicals, including Nickel, which are known to the State of California to cause cancer. For more information, visit www.P65Warnings.ca.gov




HAMMER UNIONS

HOSE ACCESSORIES

HAMMER UNIONS

FIG 100

Economical and for use in water, oil and gas low pressure applications up to 1,000 PSI CWP. Color coded with Yellow subs and Black nut.



PART#	SIZE	LIST PRICE
HAM100-200-SET	2"	----
HAM100-300-SET	3"	----
HAM100-400-SET	4"	----
HAM100-600-SET	6"	----
HAM100-800-SET	8"	----
HAM100-1000-SET	10"	----

FIG 200/ 206

Medium pressure for use in water, oil and gas applications up to 2,000 PSI CWP. Color coded with Grey subs and Blue Nut. The O-Ring in the Male Sub of the FIG206 spec provides greater sealing and protects metal-to-metal seal against corrosion.



PART# FIG 200	SIZE	LIST PRICE
HAM200-100-SET	1"	----
HAM200-200-SET	2"	----
HAM200-300-SET	3"	----
HAM200-400-SET	4"	----
HAM200-500-SET	5"	----
PART# FIG 206		
HAM206-200-SET	2"	----
HAM206-300-SET	3"	----
HAM206-400-SET	4"	----
HAM206-500-SET	5"	----
HAM206-600-SET	6"	----
HAM206-800-SET	8"	----

CRIMPLOK HAMMER UNIONS

HAMMER UNION

Our hose barb union is constructed of high quality forged steel. The integral hose shank is featured on both the male and female subs. Both time and money is saved by combining the unions with the integral shanks. No more welding hammer unions to combination nipples. Fig100 (black nut) configurations for dewatering applications and fig 200/206 (blue nut) configurations for Frac and Steam applications where a gasket seal is preferred. The union end connection is interchangeable with all major hammer union manufacturers products



PART#	SIZE	LIST PRICE
HAM206-400CR-SET	4"	----
HAM206-400CR-FEMALE	4"	----
HAM206-400CR-MALE	4"	----
HAM206-NUT	4"	----



PART#	SIZE	LIST PRICE
HAM100-400CR-SET	4"	----
HAM100-600CR-SET	6"	----
HAM100-600CR-FEMALE	6"	----
HAM100-600CR-MALE	6"	----
HAM100-600-NUT	6"	----













WARNING: This product can expose you to chemicals, including Nickel, which are known to the State of California to cause cancer. For more information, visit www.P65Warnings.ca.gov

BUCHANAN HOSE










HOSE INFORMATION

HOSE ACCESSORIES

PRODUCT	DESCRIPTION	APPLICATION	PRESSURE	SIZES	TEMPERATURE
Air Hoses - Also Available: Montana, Hi-Temp Steelflex Air, Oroflex Air, Oroflex 20, Duraflex 20 & Hot Air Blower					
	Yellow cut and abrasion resistant cover with blue stripe. Tube is oil resistant synthetic rubber.	A superior quality mining, construction and industrial hose.	400 PSI	1/2" - 4"	-35°C to +80°C -30°F to +180°F
Super Service Air					
	Yellow cut and abrasion resistant rubber cover with oil mist resistant synthetic rubber tube.	For mining, construction, and industrial use.	250 - 300 PSI	1/2" - 4"	-35°C to +80°C -30°F to +180°F
Contractors Air					
	Yellow cut and abrasion resistant cover with red stripe. Tube is oil resistant synthetic rubber.	High pressure steel reinforced air service for mining, construction and industrial use. More resistant to external abuse than textile air hose. Mandrel built.	400 - 1000 PSI	1/2" - 4"	-35°C to +80°C -30°F to +180°F
Steelflex Air					
	Smooth Yellow cut and abrasion resistant rubber cover with oil mist resistant synthetic rubber tube.	An economical air hose for jackhammer and other uses on construction sites. Also for general industrial use.	300 PSI	3/4"	-35°C to +80°C -30°F to +180°F
Jackhammer					
General Purpose - Also Available: General Purpose, Urethane General Purpose & Self Storing Air					
	Red, oil, grease, weather and abrasion resistant nitrile/pvc cover with nitrile tube.	A premium quality long length hose for petroleum based fluids, lubricating oils, air, hot water and some chemical solutions.	250 - 300 PSI	1/4" - 1 1/2"	-32°C to +85°C -25°F to +185°F
Premium General Purpose - Non Conductive					
	Smooth red abrasion and weather resistant EPDM synthetic rubber tube and cover.	Air, water, agricultural spray solutions, and other dilute chemicals. Excellent resistance to heat and weathering. Also resists animal fats, vegetable oils and Methyl Ethyl Ketone.	150 - 250 PSI	1/4" - 2"	-30°C to +93°C -20°F to +200°F
EPDM General Purpose					
	Clear smooth PVC.	An economical FDA quality hose for handling air, water, oil, mild chemicals, and alkalis. Clear wall allows visual inspection of product. 3A/USDA/NSF-51 Compliant.	65 - 250 PSI	3/16" - 2"	-5°C to +65°C +25°F to +150°F
Clear Reinforced PVC					
	Black, Grey, Red, Blue, or Yellow oil, weather and abrasion resistant nitrile/pvc cover with nitrile tube.	Transmission of most petroleum-based hydraulic fluids, mineral oil, diesel fuel, engine coolant solutions, agricultural sprays and a wide range of chemical solutions.	250 - 300 PSI	1/4" - 3/4"	-32°C to +80°C -25°F to +180°F
Push On					
	Blue weather and oil resistant synthetic rubber specially compounded for arctic service featuring a static wire.	A premium general purpose hose for conveying air, water, petroleum products and some chemicals under arctic conditions.	300 PSI	1/2" - 2"	-54°C to +65°C -65°F to +150°F
Arctic General Purpose					
Water Discharge - Also Available: H.D Water Discharge, Garden Hose, High Pressure Water Discharge, Papermill, Packers Washdown, White Sanitary & Single Jacket Industrial Mill					
	Black abrasion, weather and oil resistant nitrile rubber cover with oil resistant nitrile rubber tube.	A lightweight high pressure, extremely strong hose for general water and oil discharge, and for some chemicals.	150 - 200 PSI	1 1/2" - 8"	-20°C to +80°C 0°F to +180°F
Oroflex 10 Layflat					
	Black abrasion, weather and oil resistant nitrile rubber.	This is a lightweight high pressure, extremely strong hose for general water discharge service. Ideal for rental service where long life and competitive pricing is paramount. Its compact characteristics make this an ideal hose for use with portable pumps. Especially suited for pumping oily contaminated water.	150 - 200 PSI	2" - 6"	-20°C to +80°C 0°F to +180°F
Duraflex - Rubber Layflat					
	Smooth cover blue and black (also wrapped version) oil resistant synthetic rubber cover. One high tensile steel braid with oil resistant synthetic rubber tube.	Extremely flexible, compact hose for use on pressure washers with working pressures up to 3000 psi. Available in 4500 psi, 250°F.	3000 PSI	3/8"	-29°C to +100°C -20°F to +212°F
Pressure Washer					

HOSE INFORMATION

HOSE ACCESSORIES

PRODUCT	DESCRIPTION	APPLICATION	PRESSURE	SIZES	TEMPERATURE
Water Discharge - Also Available: <i>H.D Water Discharge, Garden Hose, High Pressure Water Discharge, Papermill, Packers Washdown & White Sanitary</i>					
	Blue, Brown or Green PVC impregnation.	Light (Blue) to Heavy (Brown and Green) duty layflat hose for portable pump and irrigation use.	30 - 150 PSI	3/4" - 12"	-10°C to +60°C +15°F to +140°F
PVC Layflat					
	Black abrasion and weather resistant synthetic rubber cover with synthetic rubber tube.	A lightweight water discharge hose which is ideal for use with portable pumps, and general water discharge service.	75 - 100 PSI	1 1/4" - 12"	-35°C to +80°C -30°F to +180°F
Contractors and Contractors Plus Water Discharge					
	Black abrasion and weather resistant synthetic rubber cover with synthetic rubber tube.	For use on construction sites and general water service.	150 - 300PSI	1/2" - 1"	-35°C to +80°C -30°F to +180°F
Contractors Water Discharge - Industrial Garden Hose					
Water Suction - Also Available: <i>EPDM Aggie Water S & D</i>					
	A hose constructed with extra soft PVC, a feature that ensures greater flexibility and ease of handling at very low temperatures. Also available with static wire.	Can be used for light oil, grease and animal fat suction. It can also be used in more general applications where great flexibility is required at very low temperatures.	35 - 70 PSI 29" HG	2" - 6"	-40°C to +60°C -40°F to +140°F
Superflex					
	Black smooth abrasion and weather resistant synthetic rubber.	A heavy duty wire reinforced rubber suction hose for construction, quarries and general use.	50 - 200 PSI 29" HG	3/4" - 12"	-30°C to +80°C -22°F to +180°F
Rubber Water S & D					
	Clear abrasion and weather resistant extra soft low temperature PVC with blue helix	An economical, flexible hose for construction pumps, septic tank & marine pump-out service. Resistant to some chemicals, mild acids & alkalis. Consult us for recommendations. Soft low temperature compounds allow for increased flexibility.	25 - 45 PSI 29" HG	3/4" - 6"	-40°C to +65°C -40°F to +150°F
Saturn Water S & D					
	Clear abrasion and weather resistant PVC.	An economical, flexible hose for construction pumps, septic tank & marine pump-out service. Resistant to some chemicals, mild acids & alkalis. Consult us for recommendations.	25 - 90 PSI 28 - 29" HG	3/4" - 8"	-20°C to +65°C -5°F to +150°F
Saturn Green PVC Water S & D					
	Clear abrasion and weather resistant extra soft PVC.	An economical, flexible hose for construction pumps, septic tank & marine pump-out service. Resistant to some chemicals, mild acids & alkalis. Consult us for recommendations. Specially formulated compounds allow for increased flexibility at low temperatures.	35 - 90 PSI 29" HG	3/4" - 6"	-40°C to +65°C -40°F to +150°F
Saturn Low Temperature PVC Water S & D					
	Clear abrasion and weather resistant PVC.	An economical, flexible hose for construction pumps, septic tank & irrigation lines. Resistant to some chemicals, mild acids & alkalis. Consult us for recommendations.	15 - 45 PSI 26 - 29" HG	1" - 12"	-40°C to +65°C -40°F to +150°F
Saturn Grey PVC Water S & D					
	Clear abrasion and weather resistant PVC with high tensile synthetic yarn reinforcement.	Good for both suction and discharge applications, this heavy duty hose can be used for rental/construction pumping as well as fish suction hose.	40 - 110 PSI 28 - 29" HG	2" - 10"	-23°C to +65°C -10°F to +150°F
Textile Reinforced S & D					
	Clear abrasion and weather resistant PVC with white helix.	An economical, flexible hose for construction pumps, septic tank & marine pump-out service. Can also be used in air seeder applications.	35 - 90 PSI	3/4" - 8"	-20°C to +65°C -4°F to +150°F
Saturn White PVC Water Suction and Discharge Hose					











HOSE INFORMATION

HOSE ACCESSORIES

PRODUCT	DESCRIPTION	APPLICATION	PRESSURE	SIZES	TEMPERATURE
Water Suction - Also Available: EPDM Aggie Water S & D					
	Green polypropylene and Black EPDM.	Agricultural suction, general industrial use where high working pressures are not required.	22 - 50 PSI 29" HG	1 1/2" - 6"	-40°C to +60°C -40°F to +140°F
EPDM Water Suction					
Steam - Also Available: Textile Steam					
	Red, heat, weather and abrasion resistant EPDM synthetic rubber tube and cover.	An extremely flexible steel reinforced hose for use with saturated steam at pressures to 250 PSI.	250 PSI	1/2" - 3"	-40°C to +210°C -40°F to +406°F
Steam 250					
	Red abrasion resistant EPDM cover with Chlorobutyl synthetic rubber tube.	An extremely flexible steel reinforced hose for use with saturated steam at pressures to 250 PSI. Chlorobutyl tube has a low permeation factor resulting in resistance to popcorning of tube.	250 PSI	1/2" - 2"	-40°C to +210°C -40°F to +406°F
CB Steam 250					
Petroleum - Also Available: Agricultural Farm Tank, Tank Truck Drop, SAE100R4, W187 Vapour Recovery & Hot Tar & Asphalt					
	Black, abrasion, gasoline and oil resistant synthetic rubber with blue stripe.	An all purpose petroleum suction and discharge hose for use with gasoline, kerosene, diesel, oil suspensions and emulsions. May also be used as hydraulic return line and suction.	150 PSI 29" HG	3/4" - 6"	-35°C to +93°C -30°F to +200°F
Tank Truck					
	Black, abrasion, gasoline and oil resistant synthetic rubber with blue stripe and pressure.	An all purpose petroleum suction and discharge hose for use with gasoline, kerosene, diesel, oil suspensions and emulsions up to 250 PSI. May also be used as hydraulic return line and suction.	250 PSI	2" - 6"	-35°C to +93°C -30°F to +200°F
Super Black 250					
	Blue weather and oil resistant synthetic rubber specially compounded for arctic service. Corrugated with white stripe.	Specially designed to remain flexible while handling a wide range of petroleum products, including gasoline and diesel under arctic conditions.	150 PSI	1 1/2" - 6"	-54°C to +90°C -65°F to +195°F
LW Arctic Superflex 150 Petroleum					
	Black, abrasion and oil resistant synthetic rubber with red stripe.	Specially designed for conveying hot oil and/or Glycol at temperatures up to 120°C (250°F).	150 PSI	2" - 4"	up to +120°C 250°F
H.O.T Oil Tank Truck					
	Black, abrasion, gasoline and oil resistant synthetic rubber with green stripe.	An all purpose lightweight and flexible petroleum suction and discharge hose for use with gasoline, kerosene, diesel, oil suspensions and emulsions. May also be used as hydraulic return line and suction.	150 PSI	2" - 6"	-40°C to +93°C -40°F to +200°F
LW Petroleum Tank 150					
	Red, heat, oil and weather resistant Neoprene cover with nitrile tube.	For handling a wide range of petroleum products, including gasoline, as well as a number of chemical solutions.	150 - 200 PSI	3/4" - 4"	-35°C to +88°C -30°F to +190°F
Petroleum Discharge					
	Black, heat, oil and weather resistant Neoprene.	For handling a wide range of petroleum products, including gasoline, as well as a number of chemical solutions.	250 PSI	2" - 6"	-35°C to +88°C -30°F to +190°F
Petroleum Discharge 250					
	Orange PVC helix with high tensile synthetic yarn reinforcement and built in static wire.	For use as a tank truck gravity drop hose. Also for use with oil, fuel and grease transfer, oil slurry, hydrocarbons and animal fat handling. Features an external helix that protects the hose cover as well as enabling the hose to slide over rough surface.	65 - 70 PSI 28" HG	2" - 4"	-29°C to +65°C -20°F to +150°F
Petroleum Drop Hose					

HOSE INFORMATION









HOSE ACCESSORIES

PRODUCT	DESCRIPTION	APPLICATION	PRESSURE	SIZES	TEMPERATURE
Petroleum - Also Available: <i>Agricultural Farm Tank, Tank Truck Drop, SAE100R4, W187 Vapour Recovery & Hot Tar & Asphalt</i>					
	Green PVC Helix with polyurethane cover. BDROP is clear wall for flow visibility and BDROPB is black with added UV resistance.	For use as a tank truck gravity drop hose with biofuel, gasoline, diesel and ethanol. Lightweight and flexible with exposed pvc helix making it very user friendly.	65 PSI	3" - 4"	-40°C to +65°C -40°F to +150°F
Urethane Bio-Drop Fuel Hose					
	Convuluted yellow helix.	Vapour recovery from petroleum transfer operations. Embedded static wire serves to dissipate static electricity. NOT SUITABLE FOR CONVEYING LIQUIDS	9 - 17 PSI	2" - 4"	-40°C to +65°C -40°F to +150°F
Vapour Thane Dust & Vapour Recovery Hose					
Material Handling - Also Available: <i>Tan Bulkmaster, Furnace Door Cooling, Concrete Boom, Concrete Placement & Bulkmaster Hardwall</i>					
	Thick black corrugated abrasion and weather resistant synthetic blend cover. Red 3/8" thick super abrasion resistant natural rubber tube.	Primarily designed for handling abrasive slurries in mines and quarries. Can also be used for dry material handling of sand, gravel, grain, slag, and other such materials. External re-usable bolt on flanges allow for ease of installation, and uninterrupted free flow.	150 PSI 30" HG	3" - 12"	-40°C to +80°C -40°F to +180°F
Aztec					
	Black abrasion and weather resistant synthetic rubber cover with black abrasion resistant natural rubber tube. Green stripe on 1/4" thick tube.	Dry bulk discharge including limestone, ground silica, chalk, dry cement, fertilizer etc. May also be used for wet abrasive applications.	75 PSI	3" - 6"	-30°C to +80°C -25°F to +180°F
Bulkmaster Softwall					
	Black static conductive synthetic rubber cover with thick black static conductive abrasion resistant natural rubber tube.	For conducting sand, steel shot, and other abrasives for blast cleaning.	150 PSI	1/2" - 3"	-35°C to +80°C -30°F to +180°F
Sandblast					
	Black weather and abrasion resistant cover with black abrasion resistant pure gum rubber tube.	For handling abrasive dust from wood, metal, rock, marble and concrete grinding machines under vacuum.	40 PSI 10 - 24" HG	1" - 6"	-30°C to +80°C -25°F to +180°F
Industrial Vacuum					
Chemical - Also Available: <i>Hypalon Acid S & D, Viton Lined S & D, EPDM Acid S & D</i>					
	Green smooth chemical resistant EPDM rubber cover with cross-linked polyethylene tube.	The cross-linked polyethylene tube makes this one of the most versatile types of hose available to the chemical industry today. It will handle 90% of known chemical and petroleum products in both suction and discharge applications.	200 PSI 29" HG	1/2" - 4"	-29°C to +120°C -20°F to +248°F
Chemical					
	Green corrugated chemical resistant EPDM rubber with FDA UHMW polyethylene tube.	Similar to Chemical hose above but may be used at lower temperatures. More versatile than our Chemical hose, Flexchem handles 98 per cent of known chemicals and can be steam cleaned. Corrugated cover results in a more flexible hose.	200 PSI 29" HG	3/4" - 4"	-40°C to +65°C -40°F to +150°F
Flexchem					
Material Handling Polyurethane and PVC - Also Available: <i>Grey PVC Vacuum</i>					
	Corrugated clear PVC rigid helix. FDA, 3A and USDA compliant.	Conveying of dry powders, grains and plastic pellets where viewing the product is important. B Flex Static has built-in static wire.	25 - 45 PSI 29" HG	1 1/2" - 3" and 39mm	-23°C to +65°C -10°F to +150°F
B Flex/B Flex Static					
	Corrugated clear PVC with clear rigid PVC helix. FDA, 3A and USDA compliant.	Suction and discharge of liquids, grains, plastic pellets and powders where moderate abrasion is a factor. Neptune Static has built-in static wire.	20 - 55 PSI 29" HG	1" - 8"	-23°C to +65°C -10°F to +150°F
Neptune Suction/Neptune Static Suction					

Other Hoses Available: *Auto Heater Hose, Marine Hardwall/Softwall/Fuel Fill Hose, Silicone Coolant and Heater Hose, Garage Exhaust Hose, Welding Hose, Pressure Washer Hose, Paint Spray Hose, Auto Fuel Line Hose.*

HOSE INFORMATION


HOSE ACCESSORIES

PRODUCT	DESCRIPTION	APPLICATION	PRESSURE	SIZES	TEMPERATURE
Material Handling Polyurethane and PVC - Also Available: Grey PVC Vacuum					
 PU Vac/PU Vac Lite/PU Vac Static	Corrugated clear abrasion and weather resistant Polyurethane with grey PVC helix. FDA, 3A and USDA compliant.	Ideal for applications where conventional rubber or PVC hose will wear rapidly, i.e. grain transfer, abrasive powder recovery, leaf collection. PU Vac Static has built-in static wire.	3 - 50 PSI 29" HG	1 1/2" - 6"	-40°C to +65°C -40°F to +150°F
 ARI HD	Blue HMW PVC up to 5" I.D. Black cover in 6" and 8" I.D.	Used in a variety of material handling application where a good resistance to abrasion is required, such as transfer of sands, plastic pellets, gravel, wood chips, slurries and fly ash. Also for use on vacuum excavation trucks. Cover is a specially formulated static dissipative compound with low temperature flexibility.	30 - 45 PSI 28 - 29" HG	2" - 8"	-40°C to +65°C -40°F to +150°F
 ARI	This hose has a polyurethane tube with an HMC cover. Cover is a specially formulated technical alloy that makes this hose antistatic.	Used in a variety of material handling application where a good resistance to abrasion is required, such as transfer of sands, plastic pellets, gravel, wood chips, slurries and fly ash.	30 - 45 PSI 29" HG	2" - 8"	-40°C to +65°C -40°F to +150°F
Food - Also Available: Pure Gum Tubing, Polyethylene Tubing & Clear Vinyl Tubing					
 Bacco	Smooth clear, food grade PVC non-marking with red rigid PVC helix. FDA, 3A and USDA compliant.	Alcoholic beverages up to 25% alcohol content. Fruit juices, soft drinks and other liquid foodstuffs. Also suitable for dry bulk foodstuffs.	35 - 85 PSI 29" HG	3/4" - 5" and 38 - 50mm	-23°C to +65°C -10°F to +150°F
 Brewers and Beverage Discharge	Red abrasion resistant natural rubber tube and cover.	Will handle a wide range of non fatty-oily food products up to 80°C where taste and aroma must not be affected.	140 PSI	3/4" - 3"	-35°C to +80°C -30°F to +180°F
 Wirevac	Smooth clear PVC with wire helix. Super Wirevac has additional layer of fabric reinforcement. FDA, 3A, USDA and NSF-51 compliant.	An extremely flexible transparent hose for use where full vacuum performance is required while monitoring the contents of the hose. Ideal for use with most foodstuffs, cosmetics, beverages, and a wide range of chemical solutions. Also suitable for lubricating oils and animal fats.	45 - 250 PSI 28" HG	3/8" - 3"	-10°C to +65°C +15°F to +150°F
 Foodflex PVC S & D	Clear PVC non-marking. FDA, 3A and USDA compliant.	For dry bulk foodstuffs, pharmaceuticals, cosmetics, milk, fruit and vegetable juices, soft drinks, alcoholic beverages, flour, sugar etc. Clear wall allows visual inspection of the product.	50 - 85 PSI 29" HG	3/4" - 4"	-23°C to +65°C -10°F to +150°F
 Foodflex Textile Reinforced S & D (Food Grade)	Clear PVC non-marking with high tensile yarn reinforcement. FDA, 3A and USDA compliant.	For liquid or dry bulk foodstuffs, pharmaceuticals, cosmetics, milk, fruit and vegetable juices, soft drinks, alcoholic beverages, flour, sugar, poultry or meat packing etc. Clear wall allows visual inspection of the product.	60 - 110 PSI 28 - 29" HG	2" - 8"	-23°C to +65°C -10°F to +150°F



AIR & GENERAL PURPOSE HOSE

HOSE ACCESSORIES

CLEAR REINFORCED PVC (FOOD QUALITY)

APPLICATION: An economical hose for handling air, water, oil, mild chemicals, and alkalis. Clear wall allows visual inspection of product. COVER: Clear smooth PVC REINFORCEMENT: Multiple layers of synthetic yarns TUBE: Clear smooth PVC TEMPERATURE: -5C to +65C(+25F to +150F)

PART #	NOM. ID"	NOM. OD"	PSI	STD PACK	WEIGHT#	LIST PRICE
CRPVC-019	3/16	0.38	250	300	0.05	---
CRPVC-025	1/4	0.43	250	300	0.07	---
CRPVC-025-100	1/4	0.43	250	100	0.07	---
CRPVC-031	5/16	0.53	300	300	0.08	---
CRPVC-031-100	5/16	0.53	300	100	0.08	---
*CRPVC-038	3/8	0.59	250	300	0.09	---
CRPVC-038-100	3/8	0.59	250	100	0.09	---
*CRPVC-050	1/2	0.71	250	300	0.15	---
*CRPVC-050-100	1/2	0.71	250	100	0.15	---
CRPVC-063	5/8	0.87	200	300	0.17	---
CRPVC-063-100	5/8	0.87	200	100	0.17	---
CRPVC-075	3/4	1.02	180	300	0.23	---
CRPVC-075-100	3/4	1.02	180	100	0.23	---
*CRPVC-100	1	1.30	150	300	0.32	---
*CRPVC-100-100	1	1.30	150	100	0.32	---
CRPVC-125	1-1/4	1.61	100	100	0.58	---
CRPVC-150	1-1/2	1.89	85	100	0.69	---
CRPVC-200	2	2.44	65	100	1.00	---

Standard Length: 3/16"-3/4" 100'/300' coil, 1" 100'/200' coil, 1-1/4"-2" 100' coil

Product Info: Compliant with the applicable requirements and standards of FDA USDA 3-A and NSF-51. Please specify length when ordering i.e. 100' or 300'

Safety Info: Working pressure ratings are based on 20C (68F). At operating temperature of +65C (150F) reduce working pressure by 50%. Recommended Couplings: Combination nipples, short shank, brass barbed, cam and groove. All coupling recommendations are to be used as guidelines and are derived from past user preference. In some cases the preferred coupling is of a lesser pressure rating than the hose. Never exceed the working pressure of the lowest rated component in the assembly.

AIR & GENERAL PURPOSE HOSE

HOSE ACCESSORIES

HOT AIR BLOWER HOSE



APPLICATION:FOR CONVEYING HOT AIR FROM BLOWER TO TANK ON DRY BULK TRUCKS.

COVER:Black heat and weather resistant EPDM rubber.

REINFORCEMENT:High tensile wire helix embedded between layers of heat resistant synthetic fabric.

TUBE:Black specially compounded heat resistant EPDM rubber.


TEMPERATURE:-40C to +163C(-40F to +350F)

PART #	NOM. ID"	NOM. OD"	PSI	BEND RADIUS	STD PACK	WEIGHT#	LIST PRICE
*BLOW150-300	3	3.62	150	12.00	100	1.75	---
*BLOW150-400	4	4.65	150	15.00	100	2.40	---

Standard Length: 100'

Recommended Couplings: Cam and groove, combination nipples or short shank. Crimplok cam and groove, Crimplok combination nipple. All coupling recommendations are to be used as guidelines and are derived from past user preference. In some cases the preferred coupling is of a lesser pressure rating than the hose. Never exceed the working pressure of the lowest rated component in the assembly.

JACKHAMMER - AIR



APPLICATION:An economical air hose for jackhammer and other uses on construction sites. Also for general industrial use

COVER:Red smooth cut and abrasion resistant **REINFORCEMENT:**Multiple layers of synthetic yarn **TUBE:**Synthetic oil mist resistant

TEMPERATURE:-35C to +80C(-30F to +180F)

PART #	NOM. ID"	NOM. OD"	PSI	STD PACK	WEIGHT#	COLOR	LIST PRICE
JACK-075-50	3/4	1.14	300	50	0.40	Yellow	---
JACK-075R-50	3/4	1.14	300	50	0.40	Red	---
JACK-075G-50	3/4	1.14	300	50	0.40	Green	---
JACK-075BL-50	3/4	1.14	300	50	0.40	Blue	---
JACK-075-CUASSP*	3/4"	1.14	300	50	0.40	Yellow	---
JACK-075R-CUASSP	3/4"	1.14	300	50	.40	Red	---

Standard Length: 50'

Recommended Couplings: High Pressure, mine stem and nut, Universal quick acting. Crimplok universals. All coupling recommendations are to be used as guidelines and are derived from past user preference. In some cases the preferred coupling is of a lesser pressure rating than the hose. Never exceed the working pressure of the lowest rated component in the assembly.

* C/W CRIMP UNIVERSAL ASSEMBLED

AIR & GENERAL PURPOSE HOSE

HOSE ACCESSORIES

EPDM GENERAL PURPOSE 300

APPLICATION: Air, water, agricultural spray solutions, and other dilute chemicals Excellent resistance to heat and weathering Also resists animal fats, vegetable oils.

COVER: Smooth red abrasion and weather resistant EPDM synthetic rubber

REINFORCEMENT: Multiple layers of synthetic yarn TUBE: Synthetic oil mist resistant EPDM synthetic rubber

TEMPERATURE: -30C to +93C (-20F to +200F)

PART #	NOM. ID"	NOM. OD"	PSI	STD PACK	WEIGHT#	LIST PRICE
*GPE-025-300	1/4	0.55	300	300	0.14	---
*GPE-038-300	3/8	0.70	300	300	0.20	---
*GPE-050-300	1/2	0.87	300	300	0.27	---
*GPE-063-300	5/8	0.98	300	300	0.31	---
GPE-075-300	3/4	1.16	300	300	0.44	---
*GPE-100-300	1	1.42	300	300	0.59	---

Standard Length: 300'

Recommended Couplings: High Pressure, Short shank, universal, or Combination nipples all other sizes. All coupling recommendations are to be used as guidelines and are derived from past user preference. In some cases the preferred coupling is of a lesser pressure rating than the hose. Never exceed the working pressure of the lowest rated component in the assembly.

PREMIUM GENERAL PURPOSE NON CONDUCTIVE WITH REEL

APPLICATION: Air, water, agricultural spray solutions, and other dilute chemicals Excellent resistance to heat and weathering Also resists animal fats, vegetable oils.

COVER: Red, Oil, Grease, Weather & Abrasion resistant nitrile

REINFORCEMENT: Multiple layers of synthetic yarn TUBE: Synthetic oil mist resistant EPDM synthetic rubber

TEMPERATURE: -30C to +93C (-20F to +200F)

PART #	NOM. ID"	NOM. OD"	PSI	STD PACK	WEIGHT#	LIST PRICE
PREMR-038-300	3/8	0.67	300	300	0.17	---
PREMR-050-300	1/2	0.79	300	300	0.21	---
PREMR-075-300	3/4	1.14	300	300	0.39	---
PREMR-100-300	1	1.42	300	300	0.51	---
PREM-125-250	1-1/4	1.77	300	200	0.70	---

Standard Length: 1/4"- 1" 50'/100'/300'. 1-1/4" - 2" 50'/100'.

Recommended Couplings: High Pressure 1" to 1-1/2" for air service if the working pressure exceeds 150 psi. High Pressure, Short shank, universal, or Combination nipples all other sizes. Crimplok universals. All coupling recommendations are to be used as guidelines and are derived from past user preference. In some cases the preferred coupling is of a lesser pressure rating than the hose. Never exceed the working pressure of the lowest rated component in the assembly.

AIR & GENERAL PURPOSE HOSE

HOSE ACCESSORIES

PUSH-ON BLACK



APPLICATION: Transmission of most petroleum-based hydraulic fluids, mineral oil, diesel fuel, engine coolant solutions, agricultural sprays and a wide range of chemical solutions. Also suitable for air and water service

COVER: Black, oil, weather and abrasion resistant Neoprene.

REINFORCEMENT: Multiple layers of polyester yarns.

TUBE: Black oil resistant nitrile rubber.

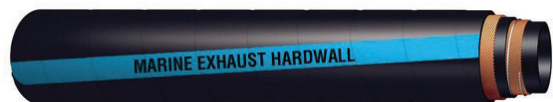
TEMPERATURE: -32C to +80C (-25F to +180F)

PART #	NOM. ID"	NOM. OD"	PSI	STD PACK	WEIGHT#	LIST PRICE
PON-025-B	1/4	0.50	250	700'	0.10	---
PON-038-B	3/8	0.63	250	700'	0.14	---
PON-050-B	1/2	0.75	250	700'	0.17	---
PON-063-B	5/8	0.91	250	700'	0.19	---
PON-075-B	3/4	1.03	250	700'	0.19	---

Standard Length: Supplied on reels

Recommended Couplings: Push-on

MARINE EXHAUST HARDWALL



APPLICATION: Marine exhaust applications, and other general applications where non-standard sizes are specified. Meets SAEJ 2006 R1

COVER: Black heat and weather resistant synthetic rubber with blue identification stripe.

REINFORCEMENT: High tensile wire helix embedded between layers of textile cords.

TUBE: Black heat resistant rubber specially compounded for wet marine exhaust service.

TEMPERATURE: -40C to +100C (-40F to +212F)

PART #	NOM. ID"	NOM. OD"	STD PACK	WEIGHT#	LIST PRICE
MXH-238	2-3/8	2.68	100'	1.98	---
MXH-250	2-1/2	2.81	100'	1.82	---
MXH-300	3	3.54	100'	2.12	---
MXH-350	3-1/2	4.09	100'	2.77	---
MXH-400	4	4.57	100'	3.22	---
MXH-500	5	5.55	100'	3.59	---

Standard Length: not on reels

Recommended Couplings: Push-on

MATERIAL HANDLING**HOSE ACCESSORIES****FUEL LINE**

APPLICATION:Fuel and vapour emission lines, meets SAE 30R7 specification and is USCG Type B and BIA approved.

COVER:Black heat and fuel resistant Hypalon.

REINFORCEMENT:Two layers of synthetic yarns.

TUBE:Black fuel resistant nitrile rubber.

TEMPERATURE:-40C to +120C(-40F to +250F)

PART #	NOM. ID"	NOM. OD"	PSI	STD PACK	WEIGHT#	LIST PRICE
FUEL-025	1/4	0.49	50	300'	0.10	---
FUEL-031	5/16	0.58	50	300'	0.13	---
FUEL-038	3/8	0.63	50	300'	0.13	---

Cut Lengths: Plus 5%

Standard Length: 300' coils:

Recommended Couplings: Barbed short shank, combination nipples.

ARI SUCTION

APPLICATION:Used in a variety of material handling application where a good resistance to abrasion is required, such as transfer of sands, plastic pellets, gravel, wood chips, slurries and fly ash. Cover is a specially formulated static dissipative compound with low temperature flexibility.

COVER:Black HMW PVC

REINFORCEMENT:Anti shock rigid pvc helix

TUBE:Polyurethane

TEMPERATURE:-40C to +65C(-40F to +150F)

PART #	NOM. ID"	NOM. OD"	VACUUM	PSI	BEND RADIUS"	STD PACK	WEIGHT#	LIST PRICE
ARI-300	3	3.65	29	40	4.00	100'	1.18	---
ARI-400	4	4.76	29	35	6.00	100'	1.95	---
ARI-600	6	6.80	28	30	12.00	100'	3.51	---

Standard Length: 100'

Safety Info: Suction and pressure ratings are based on a temperature of 20C (68F), reduce ratings by 50% at maximum working temperature. This hose has no fabric reinforcement and normally should not be used under pressure for service at temperatures above 25C (75F).

Recommended Couplings: Cam and groove

MATERIAL HANDLING

HOSE ACCESSORIES

BULKMASTER SOFTWALL



APPLICATION: Dry bulk discharge including limestone, ground silica, chalk, dry cement, fertilizer etc. May also be used for wet abrasive applications.

COVER: Black abrasion and weather resistant synthetic rubber.

REINFORCEMENT: Multiple layers of high tensile synthetic cords.

TUBE: Black abrasion resistant ant-static natural rubber in 1/8", 3/16" and 1/4"

TEMPERATURE: -30C to +80C (-25F to +180F)

PART #	NOM. ID"	NOM. OD"	PSI	STD PACK	WEIGHT#	LIST PRICE
BSB-400-187	4	4.64	75	100'	2.33	---
BSB-400-250	4	4.72	75	100'	2.65	---
BSB-450-125	4-1/2	5.00	75	100'	2.09	---
BSB-500-187	5	5.63	75	100'	2.75	---
BSB-500-250	5	5.79	75	100'	3.50	---
BSB-600-250	6	6.81	75	100'	4.29	---

Standard Length: 100'

Product Info: Longer lengths available, check for price and availability

Recommended Couplings: Cam and groove. All coupling recommendations are to be used as guidelines and are derived from past user preference. In some cases the preferred coupling is of a lesser pressure rating than the hose. Never exceed the working pressure of the lowest rated component in the assembly.

INDUSTRIAL VACUUM HEAVY DUTY LENGTHS



APPLICATION: For handling abrasive dust from wood, metal, rock, marble and concrete grinding machines under vacuum.

COVER: Black abrasion resistant rubber, corrugated for flexibility.

REINFORCEMENT: A high tensile steel helix embedded between layers of textile cords.

TUBE: 1/4" or 1/8" red Pure Gum abrasion resistant rubber standard.

TEMPERATURE: -30C to +80C (-25F to +180F)

PART #	ASSEMBLY DESCRIPTION	NOM. OD"	VACUUM	PSI	BEND RADIUS"	WEIGHT#	LIST PRICE
IVB-800-250RPG2	8"x25' H.D.IND VAC. 1/4" Red w/cuffs	9.01	28	50	30.00	190.00	---
IVB-800-250RPG3	8"x32' H.D.IND VAC. 1/4" Red w/cuffs	9.01	28	50	30.00	243.80	---
IVB-800-250RPG7	8"x70' H.D.IND VAC. 1/4" Red Tube	9.01	28	50	30.00	716.10	----

MATERIAL HANDLING**HOSE ACCESSORIES****SANDBLAST**

APPLICATION: For conducting sand, steel shot, and other abrasives for blast cleaning.

COVER: Black static conductive synthetic rubber.

REINFORCEMENT: Two (SBB) or Four (SBB4) layers of synthetic textile cords.

TUBE: Thick black static conductive abrasion resistant natural rubber.


TEMPERATURE: -35C to +80C (-30F to +180F)

PART #	NOM. ID"	NOM. OD"	PSI	STD PACK	WEIGHT#	LIST PRICE
SBB-075-100	3/4	1.50	150	100'	0.68	---
SBB-075-50	3/4	1.50	150	50'	0.68	---
SBB-125-100S	1-1/4	2.16	150	100'	1.22	---
SBB-125-50S	1-1/4	2.16	150	50'	1.22	---
SBB-150-50	1-1/2	2.36	150	50'	1.36	---
SBB-300	3	3.98	150	100'	2.57	---

Standard Length: 50'/100'

Product Info: Longer lengths available up to 200'. Surcharges may apply

Recommended Couplings: Sandblast

EPDM WATER SUCTION

APPLICATION: For use in liquid waste suction application. Also for use with liquid or dry chemical suction applications or general industrial use where high working pressures are not required.

COVER: Green Polyethylene helix and specially formulated rubber.

REINFORCEMENT: Rigid green Polyethylene helix.

TUBE: Smooth specially formulated rubber

TEMPERATURE: -40C to +60C (-40F to +140F)

PART #	NOM. ID"	NOM. OD"	VACUUM	PSI	BEND RADIUS"	STD PACK	WEIGHT#	LIST PRICE
EPDM-150	1-1/2	1.85	29	50	3.50	100'	0.40	---
EPDM-200	2	2.44	29	50	5.50	100'	0.67	---
EPDM-300	3	3.52	29	42	7.50	100'	1.10	---
EPDM-400	4	4.61	29	38	12.00	100'	1.84	---

Standard Length: 100'

Recommended Couplings: Cam and groove or short shank, Crimplok cam and groove, Crimplok combination nipple. All coupling recommendations are to be used as guidelines and are derived from past user preference. In some cases the preferred coupling is of a lesser pressure rating than the hose. Never exceed the working pressure of the lowest rated component in the assembly.

PETROLEUM STEAM & CHEMICAL HOSE

HOSE ACCESSORIES

FLEXLITE UHMW



APPLICATION:The (UHMW) Ultra High Molecular Weight polyethylene tube makes this one of the most versatile types of hose available to the chemical industry today. It will handle 94% of common chemical and petroleum products in both suction and discharge applications. This hose is very flexible due to its corrugated cover and low temperature characteristics. This hose can also be used in dry food applications due to its FDA Compliant tube.

COVER:Green corrugated chemical resistant EPDM rubber

REINFORCEMENT:High tensile wire helix embedded between layers of textile cords.

TUBE:Smooth chemical resistant (UHMW) Ultra High Molecular Weight polyethylene FDA Compliant tube

TEMPERATURE:-40C to +100C(-40F to +212F) Can be open end steam cleaned to 120C or 248F for 30 minutes

PART #	NOM. ID"	NOM. OD"	VACUUM	PSI	BEND RADIUS"	STD PACK	WEIGHT#	LIST PRICE
FLX-075	3/4	1.22	29	200	2.00	100'	0.40	---
FLX-100	1	1.46	29	200	2.50	100'	0.47	---
FLX-150	1-1/2	2.01	29	200	3.75	100'	0.80	---
FLX-200	2	2.52	29	200	5.00	100'	1.00	---
FLX-300	3	3.58	29	200	7.50	100'	1.74	---
FLX-400	4	4.64	29	150	10.00	100'	2.48	---

Standard Length: 100'

Recommended Couplings: Cam and groove, combination nipple. Crimplok cam and groove, Crimplok combination nipple. All coupling recommendations are to be used as guidelines and are derived from past user preference. In some cases the preferred coupling is of a lesser pressure rating than the hose.

FLEXLITE CORRUGATED



APPLICATION:The (UHMW) Ultra High Molecular Weight polyethylene tube makes this one of the most versatile types of hose available to the chemical industry today. It will handle 94% of common chemical and petroleum products in both suction and discharge applications. This hose is very flexible due to its corrugated cover and low temperature characteristics. This hose can also be used in dry food applications due to its FDA Compliant tube.

COVER:Green chemical resistant EPDM rubber

REINFORCEMENT:High tensile wire helix embedded between layers of textile cords.

TUBE:Smooth chemical resistant (UHMW) Ultra High Molecular Weight polyethylene FDA Compliant tube

TEMPERATURE:-40C to +100C(-40F to +212F) Can be open end steam cleaned to 120C or 248F for 30 minutes

PART #	NOM. ID"	NOM. OD"	VACUUM	PSI	BEND RADIUS"	STD PACK	WEIGHT#	LIST PRICE
FLXS-100	1	1.46	29	200	4.00	100'	0.62	---
FLXS-200	2	2.60	29	200	6.00	100'	1.14	---
FLXS-300	3	3.62	29	200	8.00	100'	2.26	---
FLXS-400	4	4.65	29	200	12.00	100'	3.25	---

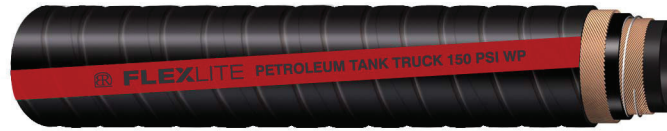
Standard Length: 100'

Recommended Couplings: Cam and groove, combination nipple. Crimplok cam and groove, Crimplok combination nipple. All coupling recommendations are to be used as guidelines and are derived from past user preference. In some cases the preferred coupling is of a lesser pressure rating than the hose. Never exceed the working pressure of the lowest rated component in the assembly.

PETROLEUM STEAM AND CHEMICAL HOSE

HOSE ACCESSORIES

FLEXLITE PETROLEUM TANK 150



APPLICATION:An all purpose lightweight and flexible petroleum suction and discharge hose for use with gasoline, kerosene, diesel, oil suspensions and emulsions. May also be used as hydraulic suction and return line.
COVER:Black corrugated, abrasion, gasoline and oil resistant synthetic rubber with green stripe.
REINFORCEMENT:High tensile wire helix embedded between layers of textile cords.
TUBE:Black nitrile rubber for maximum oil resistance.
TEMPERATURE:-40C to +93C(-40F to +200F)

PART #	NOM. ID"	NOM. OD"	VACUUM	PSI	BEND RADIUS"	STD PACK	WEIGHT#	LIST PRICE
TTD150-200	2	2.53	29	150	4.00	100'	1.44	---
TTD150-300	3	3.62	29	150	6.00	100'	2.48	---
TTD150-400	4	4.72	29	150	9.00	100'	3.63	---

Standard Length: 100'

Product Info: Longer lengths available on request. Please check for availability and pricing

Recommended Couplings: Cam and groove, combination nipple. Crimplok cam and groove, Crimplok combination nipple. All coupling recommendations are to be used as guidelines and are derived from past user preference. In some cases the preferred coupling is of a lesser pressure rating than the hose. Never exceed the working pressure of the lowest rated component in the assembly.

TANK TRUCK 150



APPLICATION: An all purpose petroleum suction and discharge hose for use with gasoline, kerosene, diesel, oil suspensions and emulsions. May also be used as hydraulic suction and return line.
COVER:Black, abrasion, gasoline and oil resistant synthetic rubber with red stripe and pressure.
REINFORCEMENT:High tensile wire helix embedded between layers of textile cords.
TUBE:Black nitrile rubber for maximum oil resistance.
TEMPERATURE:-35C to +93C(-30F to +200F)

PART #	NOM. ID"	NOM. OD"	VACUUM	PSI	BEND RADIUS"	STD PACK	WEIGHT#	LIST PRICE
TLBS150-100	1	1.42	29	150	3.00	100	0.57	---
TLBS150-150	1-1/2	1.93	29	150	4.00	100	0.81	---
TLBS150-200	2	2.52	29	150	4.50	100	1.38	---
TLBS150-300	3	3.54	29	150	7.00	100	2.19	---
TLBS150-400	4	4.68	29	150	10.00	100	3.56	---
TLBS150-600	6	6.89	29	150	21.00	100	6.65	---

Standard Length: 100'

Recommended Couplings: Cam and groove, combination nipple. Crimplok cam and groove, Crimplok combination nipple. All coupling recommendations are to be used as guidelines and are derived from past user preference. In some cases the preferred coupling is of a lesser pressure rating than the hose. Never exceed the working pressure of the lowest rated component in the assembly.

PETROLEUM STEAM & CHEMICAL HOSE

HOSE ACCESSORIES

TANK TRUCK



APPLICATION:An all purpose petroleum suction and discharge hose for use with gasoline, kerosene, diesel, oil suspensions and emulsions. May also be used as hydraulic suction and return line.

COVER:Black, abrasion, gasoline and oil resistant synthetic rubber with blue stripe and pressure

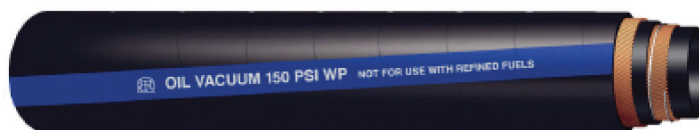
REINFORCEMENT:High tensile wire helix embedded between layers of textile cords.

TUBE:Black nitrile rubber for maximum oil resistance.

TEMPERATURE:-35C to +93C(-30F to +200F)

PART #	NOM. ID"	NOM. OD"	VACUUM	PSI	BEND RADIUS"	STD PACK	WEIGHT#	LIST PRICE
TLB-075	3/4	1.14	29	150	3.00	100'	0.43	---
TLB-100	1	1.42	29	150	3.00	100'	0.57	---
TLB-125	1-1/4	1.65	29	150	3.50	100'	0.62	---
TLB-150	1-1/2	1.93	29	150	4.00	100'	0.81	---
TLB-200	2	2.52	29	150	4.50	100'	1.38	---
TLB-250	2-1/2	2.99	29	150	4.75	100'	1.72	---
TLB-400	4	4	29	150	10.00	100'	3.56	---
TLB-600	6	6	29	150	21.00	100'	6.65	----

OIL VACUUM - SMOOTH



APPLICATION:An all purpose petroleum suction and discharge hose for use with gasoline, kerosene, diesel, oil suspensions and emulsions. May also be used as hydraulic suction and return line.

COVER:Black, abrasion, gasoline and oil resistant synthetic rubber with red stripe and pressure.

REINFORCEMENT:High tensile wire helix embedded between layers of textile cords.

TUBE:Black nitrile rubber for maximum oil resistance.

TEMPERATURE:-35C to +93C(-30F to +200F)

PART #	NOM. ID"	NOM. OD"	VACUUM	PSI	BEND RADIUS"	STD PACK	WEIGHT#	LIST PRICE
OILVS-150	1-1/2	1.89	29	150	4.00	100	0.75	---
OILVS-200	2	2.43	29	150	4.50	100	1.07	---
OILVS-300	3	3.47	29	150	7.00	100	1.78	---
OILVS-400	4	4.52	29	150	10.00	100	2.58	---
OILVS-600	6	6.60	29	150	21.00	100	5.50	----

Standard Length: 100'

Recommended Couplings: Cam and groove, combination nipple. Crimplok cam and groove, Crimplok combination nipple.

All coupling recommendations are to be used as guidelines and are derived from past user preference. In some cases the preferred coupling is of a lesser pressure rating than the hose. Never exceed the working pressure of the lowest rated component in the assembly.

PETROLEUM STEAM AND CHEMICAL HOSE

HOSE ACCESSORIES

TANK TRUCK 300



APPLICATION:An all purpose petroleum suction and discharge hose for use with gasoline, kerosene, diesel, oil suspensions and emulsions up to 300 PSI. May also be used as hydraulic suction and return line.

COVER:Black, abrasion, gasoline and oil resistant synthetic rubber with red stripe and pressure

REINFORCEMENT:High tensile wire helix embedded between layers of textile cords.

TUBE:Black nitrile rubber for maximum oil resistance.

TEMPERATURE:-35C to +93C(-30F to +200F)

PART #	NOM. ID"	NOM. OD"	VACUUM	PSI	BEND RADIUS"	STD PACK	WEIGHT#	LIST PRICE
TLBS300-200	2	2.62	29	300	5.00	100'	1.43	---
TLBS300-300	3	3.67	29	300	7.00	100'	2.20	---
TLBS300-400	4	4.71	29	300	10.00	100'	3.63	---
TLBS300-600	6	6.91	29	300	21.00	100'	6.90	---

Standard Length: 100'

Recommended Couplings: Cam and groove, combination nipple. Crimplok cam and groove, Crimplok combination nipple. All coupling recommendations are to be used as guidelines and are derived from past user preference. In some cases the preferred coupling is of a lesser pressure rating than the hose. Never exceed the working pressure of the lowest rated component in the assembly.

OIL VACUUM CORRUGATED



APPLICATION:Designed for transferring petroleum waste, sediments, sludge, diluted mild chemicals, brine and water in oil field tank and waste pit recovery applications, not suitable for refined petroleum products or high concentrations of chemicals

COVER:Black, corrugated abrasion oil resistant synthetic rubber with blue stripe and pressure

REINFORCEMENT:High tensile wire helix embedded between layers of textile cords.

TUBE:Black synthetic rubber for maximum oil resistance.

TEMPERATURE:-35C to +93C(-30F to +200F)

PART #	NOM. ID"	NOM. OD"	VACUUM	PSI	BEND RADIUS"	STD PACK	WEIGHT#	LIST PRICE
OILVC-200	2	2.44	29	150	4.00	100'	0.89	---
OILVC-300	3	3.46	29	150	6.00	100'	1.42	---
OILVC-400	4	4.52	29	150	9.00	100'	2.44	---

Standard Length: 100'

Recommended Couplings: Cam and groove, combination nipple. Crimplok cam and groove, Crimplok combination nipple. All coupling recommendations are to be used as guidelines and are derived from past user preference. In some cases the preferred coupling is of a lesser pressure rating than the hose. Never exceed the working pressure of the lowest rated component in the assembly.

PETROLEUM STEAM AND CHEMICAL HOSE

HOSE ACCESSORIES

FRACLINE 400



APPLICATION:For handling a wide range of petroleum products, including gasoline, as well as a number of chemical solutions. Specifically designed for use in Frac service.

COVER:Black, heat, oil and weather resistant Neoprene.

REINFORCEMENT:Multiple layers of synthetic textile cords, with static wire.

TUBE:Black, heat and oil resistant synthetic rubber.

TEMPERATURE:-35C to +88C(-30F to +190F)

PART #	NOM. ID"	NOM. OD"	PSI	STD PACK	WEIGHT#	LIST PRICE
FRAC400-300	3	3.65	400	100'	1.80	---
FRAC400-400	4	4.80	400	100'	2.81	---
FRAC400-600	6	6.80	400	100'	5.20	---

Standard Length: 100'

Recommended Couplings: Crimplok combination nipple. All coupling recommendations are to be used as guidelines and are derived from past user preference. In some cases the preferred coupling is of a lesser pressure rating than the hose. Never exceed the working pressure of the lowest rated component in the assembly.

PETROLEUM DISCHARGE



APPLICATION:For handling a wide range of petroleum products, including gasoline, as well as a number of chemical solutions.

COVER:Red, heat, oil and weather resistant Neoprene.

REINFORCEMENT:Multiple layers of synthetic textile cords, with static wire.

TUBE:Black, heat and oil resistant synthetic rubber.

TEMPERATURE:-35C to +88C(-30F to +190F)

PART #	NOM. ID"	NOM. OD"	PSI	STD PACK	WEIGHT#	LIST PRICE
PDR-125	1-1/4	1.69	150	100'	0.58	---
PDR-150	1-1/2	1.97	150	100'	0.78	---
PDR-300	3	3.50	150	100'	1.64	---
PDR-400	4	4.57	150	100'	2.46	---
PDR-600	6	6.72	150	100'	3.89	---

Standard Length: 50'/100'

Recommended Couplings: Cam and groove, combination nipple. Crimplok cam and groove, Crimplok combination nipple. All coupling recommendations are to be used as guidelines and are derived from past user preference.

PETROLEUM STEAM AND CHEMICAL HOSE

HOSE ACCESSORIES

PETROLEUM DISCHARGE 250



APPLICATION:For handling a wide range of petroleum products, including gasoline, as well as a number of chemical solutions. Specifically designed for use in Frac service.

COVER:Black, heat, oil and weather resistant Neoprene.

REINFORCEMENT:Multiple layers of synthetic textile cords, with static wire.

TUBE:Black, heat and oil resistant synthetic rubber.

TEMPERATURE:-35C to +88C(-30F to +190F)

PART #	NOM. ID"	NOM. OD"	PSI	STD PACK	WEIGHT#	LIST PRICE
PDB250-200	2	2.50	250	100'	1.14	---
PDB250-300	3	3.54	250	100'	1.80	---
PDB250-400	4	4.64	250	100'	2.81	---
PDB250-600	6	6.69	250	100'	5.20	---

Standard Length: 50'/100'

Recommended Couplings: Cam and groove, combination nipple. Crimplok cam and groove, Crimplok combination nipple. All coupling recommendations are to be used as guidelines and are derived from past user preference. In some cases the preferred coupling is of a lesser pressure rating than the hose. Never exceed the working pressure of the lowest rated component in the assembly.

HOT TAR AND ASPHALT



APPLICATION:Specially designed for conveying hot tar and asphalt at temperatures up to 160 C (350 F).

COVER:Black Neoprene synthetic rubber.

REINFORCEMENT:High tensile wire helix embedded between multiple layers of heat resistant synthetic yarns

TUBE:Specially compounded heat resistant synthetic rubber compound.

TEMPERATURE:up to +177C(350F)

PART #	NOM. ID"	NOM. OD"	PSI	STD PACK	WEIGHT#	LIST PRICE
HTA-300	3	3.77	150	100'	2.94	---
HTA-400	4	4.85	150	100'	4.20	---

Standard Length: 100'

Recommended Couplings: Cam and Grove, combination nipple. Crimplok cam and groove, Crimplok nipple. All coupling recommendations are to be used as guidelines and are derived from past user preference. In some cases the preferred coupling is of a lesser pressure rating than the hose. Never exceed the working pressure of the lowest rated component in the assembly.

PETROLEUM STEAM AND CHEMICAL HOSE

HOSE ACCESSORIES

STEAM 250 BLACK



APPLICATION: An extremely flexible hose for use with saturated steam at pressures to 250 PSI .
COVER: Black abrasion and heat resistant EPDM rubber, with embossed brand and pressure.
REINFORCEMENT: Multiple layers of high tensile steel cords.
TUBE: Black heat resistant EPDM synthetic rubber.
TEMPERATURE: -40C to +210C (-40F to +406F)

PART #	NOM. ID"	NOM. OD"	PSI	STD PACK	WEIGHT#	LIST PRICE
ST250B-075-50	3/4	1.26	250	50'	0.48	---
ST250B-100-50	1	1.50	250	50'	0.60	---
ST250B-150-50	1-1/2	2.13	250	50'	1.10	---
ST250B-200-50	2	2.64	250	50'	1.48	---

Standard Length: 50'
Recommended Couplings: High Pressure with interlocking clamps

STEAM 250



APPLICATION: An extremely flexible hose for use with saturated steam at pressures to 250 PSI .
COVER: Red abrasion and heat resistant EPDM rubber, with embossed brand and pressure.
REINFORCEMENT: Multiple layers of high tensile steel cords.
TUBE: Black heat resistant EPDM synthetic rubber.
TEMPERATURE: -40C to +210C (-40F to +406F)

PART #	NOM. ID"	NOM. OD"	PSI	STD PACK	WEIGHT#	LIST PRICE
ST250-075-50	3/4	1.26	250	50'	0.48	---
ST250-075-100	3/4	1.26	250	100'	0.48	---
ST250-100-50	1	1.50	250	50'	0.60	---
ST250-100-100	1	1.50	250	100'	0.60	---
ST250-200-50	2	2	250	50'	1.48	---
ST250-200-100	2	2	250	100'	1.48	---
ST250-300	3	3	250	100'	3.40	---

Standard Length: 50'/100'
Product Info: Longer lengths available on request. Please check for availability and pricing
Recommended Couplings: High Pressure with interlocking clamps

WATER SUCTION & DISCHARGE HOSE

HOSE ACCESSORIES

BLUE LAYFLAT

APPLICATION: A light duty layflat hose for portable pump and irrigation use.

COVER: Blue PVC impregnation. REINFORCEMENT: Woven high tensile synthetic yarns. TUBE: Blue PVC impregnation.

TEMPERATURE: -10C to +55C (15F to +130F)

PART #	NOM. ID"	NOM.OD"	PSI	STD PACK	WEIGHT#	LIST PRICE
BLAY-100	1	1.11	150	300	0.13	---
BLAY-125	1-1/4	1.37	130	300	0.15	---
BLAY-150	1-1/2	1.63	70	300	0.15	---
*BLAY-200	2	2.13	65	300	0.20	---
BLAY-250	2-1/2	2.63	65	300	0.27	---
*BLAY-300	3	3.13	60	300	0.33	---
*BLAY-400	4	4.14	60	300	0.46	---
*BLAY-600	6	6.15	35	300	0.78	---

Standard Length: Multiples of 50' up to 300' maximum

Product Info: Please specify length required when ordering, i.e. 50', 100'

Safety Info: Reduce pressures by 50% at maximum working temperature

Recommended Couplings: Cam and groove or short shank

BLUE LAYFLAT ASSEMBLY

PART #	ASSEMBLY DESCRIPTION	WEIGHT#	LIST PRICE
BLAY-150-CASS	1-1/2" X 50' BLUE LAYFLAT +C/E CAMLOCK	7.00	---
BLAY-200-CASS	2" X 50' BLUE LAYFLAT +C/E CAMLOCK	12.20	---
*BLAY-300-CASS	3" X 50' BLUE LAYFLAT +C/E CAMLOCK	20.63	---
*BLAY-400-CASS	4" X 50' BLUE LAYFLAT +C/E CAMLOCK	29.49	---
BLAY-600-CASS	6" X 50' BLUE LAYFLAT +C/E CAMLOCK	51.08	---

WATER SUCTION & DISCHARGE HOSE

HOSE ACCESSORIES

BROWN LAYFLAT - HEAVY DUTY



APPLICATION: Heavy duty layflat hose for portable pump and irrigation use.

COVER: Brown PVC impregnation.

REINFORCEMENT: Woven high tensile synthetic yarns.

TUBE: Brown heavy PVC impregnation.


TEMPERATURE: -10C to +60C (15F to +140F)

PART #	NOM. ID"	NOM.OD"	PSI	STD PACK	WEIGHT#	LIST PRICE
BRLAYHD-200	2	2.15	150	300'	0.26	---
BRLAYHD-300	3	3.19	150	300'	0.52	---
BRLAYHD-400	4	4.27	135	300'	0.74	---
BRLAYHD-600	6	6.26	115	300'	1.21	---

WATER SUCTION & DISCHARGE HOSE

HOSE ACCESSORIES

DURAFLEX - RUBBER LAYFLAT



APPLICATION: Specifically manufactured to compete with OROFLEX imitation hose. This is a lightweight high pressure, extremely strong hose for general water discharge service. Ideal for rental service where long life and competitive pricing is paramount. Its compact characteristics make this an ideal hose for use with portable pumps. Especially suited for pumping oily contaminated water. **COVER:** Black abrasion, weather and oil resistant nitrile rubber. **REINFORCEMENT:** Circular woven synthetic yarns.

TUBE: Black abrasion and oil resistant nitrile rubber.

TEMPERATURE: -20C to +80C (0F to +180F)

PART #	NOM. ID"	NOM. OD"	PSI	STD PACK	WEIGHT#	LIST PRICE
DURFL-200	2	2.18	200	300	0.31	---
*DURFL-300	3	3.22	175	300	0.59	---
*DURFL-400	4	4.24	150	300	0.65	---
*DURFL-600	6	6.26	150	300	1.10	---

Standard Length: 50'/100'

Product Info: 200 Lengths Will Be Shipped Unless Otherwise Specified On Duraflex

Recommended Couplings: Cam and groove, combination nipples or short shank. All coupling recommendations are to be used as guidelines and are derived from past user preference. In some cases, the preferred coupling is of a lesser pressure rating than the hose. Never exceed the working pressure of the lowest rated component in the assembly.

DURAFLEX - RUBBER LAYFLAT ASSEMBLY



PART #	ASSEMBLY DESCRIPTION	WEIGHT#	LIST PRICE
DURFL-200-CCASSP	2"x50' DURAFLEX + C/E CAMLOCK	14.20	---
DURFL-300-CCASSP	3"x50' DURAFLEX + C/E CAMLOCK	21.63	---
DURFL-400-CCASSP	4" x 50' DURAFLEX + C/E CAMLOCK	28.99	----
DURFL-400-CASSP	4"x50' DURAFLEX + C/E CAMLOCK	28.99	---
DURFL-600-CASSP	6"x50' DURAFLEX + C/E CAMLOCK	51.67	----

WATER SUCTION & DISCHARGE HOSE

HOSE ACCESSORIES

HIGH PRESSURE CONTRACTORS WATER DISCHARGE



APPLICATION:For use on construction sites and general water service. High pressure allows pumping against greater vertical heads

COVER:Black abrasion and weather resistant synthetic rubber, with embossed brand and pressure.

REINFORCEMENT:Multiple layers of synthetic yarn.

TUBE:Black synthetic rubber compounded for water service.

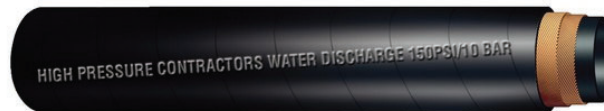
TEMPERATURE:-35C to +80C(-30F to +180F)

PART #	NOM. ID"	NOM. OD"	PSI	STD PACK	WEIGHT#	LIST PRICE
HPCWB-150	1-1/2	1.77	150	100'	0.49	---
HPCWB-200	2	2.28	150	100'	0.48	---
HPCWB-300	3	3.35	150	100'	1.08	---
HPCWB-400	4	4.37	150	100'	1.38	---
HPCWB-600	6	6.46	150	100'	2.62	---

Standard Length: 50'/100'

Recommended Couplings: Cam and groove, combination nipples or short shank. Crimplok cam and groove, Crimplok nipple. All coupling recommendations are to be used as guidelines and are derived from past user preference. In some cases the preferred coupling is of a lesser pressure rating than the hose. Never exceed the working pressure of the lowest rated component in the assembly.

HIGH PRESSURE WATER DISCHARGE 250



APPLICATION:For use on construction sites and general water service. High pressure allows pumping against greater vertical heads

COVER:Black abrasion and weather resistant synthetic rubber, with embossed brand and pressure.

REINFORCEMENT:Multiple layers of synthetic yarn.

TUBE:Black synthetic rubber compounded for water service.

TEMPERATURE:-35C to +80C(-30F to +180F)


PART #	NOM. ID"	NOM. OD"	PSI	STD PACK	WEIGHT#	LIST PRICE
HPCWB200-150	1-1/2			100'		---
HPCWB250-200	2	2.40	250	100'	1.15	---
HPCWB250-300	3	3.46	250	100'	1.60	---
HPCWB200-400	4	4.48	200	100'	2.15	---

Standard Length: 100'

Recommended Couplings: Cam and groove, combination nipples or short shank. Crimplok cam and groove, Crimplok combination nipple. All coupling recommendations are to be used as guidelines and are derived from past user preference. In some cases the preferred coupling is of a lesser pressure rating than the hose. Never exceed the working pressure of the lowest rated component in the assembly.

WATER SUCTION & DISCHARGE HOSE

HOSE ACCESSORIES

SATURN GREEN PVC WATER S&D

APPLICATION:An economical, flexible hose for construction pumps, septic tank & marine pump-out service. Resistant to some chemicals, mild acids & alkalis. Consult us for recommendations.

COVER:Clear abrasion and weather resistant PVC.

REINFORCEMENT:Green PVC helix.

TUBE:Smooth clear PVC.

TEMPERATURE:-20C to +65C(-5F to +150F)

PART #	NOM. ID"	NOM. OD"	VACUUM	PSI	BEND RADIUS"	STD PACK	WEIGHT#	LIST PRICE
SATG-075	3/4	0.95	29	90	2.00	100	0.16	---
*SATG-100	1	1.24	29	85	3.00	100	0.26	---
*SATG-125	1-1/4	1.54	29	80	4.00	100	0.34	---
*SATG-150	1-1/2	1.81	29	70	6.00	100	0.44	---
*SATG-200	2	2.29	29	65	5.00	100	0.57	---
SATG-250	2-1/2	2.85	29	60	6.00	100	0.87	---
*SATG-300	3	3.43	29	60	12.00	100	1.21	---
SATG-400	4	4.45	29	50	10.00	100	1.78	----

Standard Length: 100'

Safety Info: Reduce pressures by 50% at maximum working temperature

Recommended Couplings: Cam and groove, combination nipple or short shank. Crimplok cam and groove, Crimplok nipple. All coupling recommendations are to be used as guidelines and are derived from past user preference. In some cases the preferred coupling is of a lesser pressure rating than the hose. Never exceed the working pressure of the lowest rated component in the assembly.

SATURN OLIVE GREEN PVC WATER S&D

APPLICATION:An economical, flexible hose for construction pumps, septic tank & marine pump-out service. Resistant to some chemicals, mild acids & alkalis. Consult us for recommendations.

COVER:Green abrasion and weather resistant PVC.

REINFORCEMENT:Green PVC helix

TUBE:Smooth green PVC

TEMPERATURE:-20C to +65C(-5F to +150F)

PART #	NOM. ID"	NOM. OD"	VACUUM	BEND RADIUS"	STD PACK	WEIGHT#	LIST PRICE
*SATO-200	2	2.34	29	5.00	100	0.66	---
*SATO-300	3	3.46	29	12.00	100	1.24	---
SATO-400	4	4.49	29	10.00	100	1.85	----

Standard Length: 100'

Safety Info: Suction and Pressure ratings are based on a temperature of 20C (68F), reduce by 50% at maximum working temperature

Recommended Couplings: Cam and groove, combination nipple or short shank. Crimplok cam and groove, Crimplok nipple. All coupling recommendations are to be used as guidelines and are derived from past user preference. In some cases the preferred coupling is of a lesser pressure rating than the hose. Never exceed the working pressure of the lowest rated component in the assembly.

WATER SUCTION & DISCHARGE HOSE

HOSE ACCESSORIES

SATURN PVC WATER S&D



APPLICATION:An economical, flexible hose for construction pumps, septic tank & marine pump-out service. Resistant to some chemicals, mild acids & alkalis. Consult us for recommendations. Specially formulated compounds and a slightly corrugated cover allow for increased flexibility at low temperatures.

COVER:Clear abrasion and weather resistant extra soft PVC.

REINFORCEMENT:Blue PVC helix. SAT-XXX-BLK - Black helix

TUBE:Smooth clear extra soft PVC.


TEMPERATURE:-40C to +65C(-40F to +150F)

PART #	NOM. ID"	NOM. OD"	VACUUM	PSI	BEND RADIUS"	STD PACK	WEIGHT#	LIST PRICE
SAT-200	2	2.35	26	35	5.00	100'	0.49	---
SAT-300	3	3.42	24	30	7.50	100'	0.81	---
SAT-400	4	4.50	22	25	10.00	100'	1.52	---
SAT-600	6	6.58	22	21	15.00	100'	2.72	----

Standard Length: 100'

Safety Info: Suction and Pressure ratings are based on a temperature of 20C (68F), reduce by 50% at maximum working temperature. **Recommended Couplings:** Cam and groove, combination nipple or short shank. Crimplok cam and groove, Crimplok nipple. All coupling recommendations are to be used as guidelines and are derived from past user preference. In some cases the preferred coupling is of a lesser pressure rating than the hose. Never exceed the working pressure of the lowest rated component in the assembly.

SATURN WHITE PVC WATER SUCTION AND DISCHARGE HOSE



APPLICATION:An economical, flexible hose for construction pumps, septic tank & marine pump-out service. Resistant to some chemicals, mild acids & alkalis. Consult us for recommendations.

COVER:Clear abrasion and weather resistant PVC.

REINFORCEMENT:White PVC helix.

TUBE:Smooth clear PVC.

TEMPERATURE:-20C to +65C(-5F to +150F)

PART #	NOM. ID"	NOM. OD"	VACUUM	PSI	BEND RADIUS"	STD PACK	WEIGHT#	LIST PRICE
SATW-100	1	1.18	29	85	3.00	100'	0.19	---
SATW-125	1-1/4	1.47	29	80	3.00	100'	0.29	---
SATW-150	1-1/2	1.72	29	70	4.00	100'	0.35	---
SATW-200	2	2.29	29	65	5.00	100'	0.57	---
SATW-300	3	3.35	29	55	8.00	100'	1.03	---
SATW-400	4	4.45	29	50	10.00	100'	1.78	---
SATW-600	6	6.56	29	40	24.00	100'	3.70	----


Standard Length: 100'

Safety Info: Suction and Pressure ratings are based on a temperature of 20C (68F), reduce by 50% at maximum working temperature. **Recommended Couplings:** Cam and groove, combination nipple or short shank. Crimplok cam and groove, Crimplok nipple. All coupling recommendations are to be used as guidelines and are derived from past user preference. In some cases the preferred coupling is of a lesser pressure rating than the hose. Never exceed the working pressure of the lowest rated component in the assembly.

WATER SUCTION & DISCHARGE HOSE

HOSE ACCESSORIES

SUPERFLEX PVC SUCTION



APPLICATION: Specially designed for use in the installation of pool, spa and hot tubs. Can also be used in a variety of water transfer applications where flexible lines are needed to replace rigid piping.

COVER: Blue extra soft low temperature PVC

REINFORCEMENT: Anti-shock rigid PVC helix

TUBE: Blue Extra Soft Low temperature PVC

TEMPERATURE: -20C to +65C (-5F to +150F)

PART #	NOM. ID"	NOM. OD"	VACUUM	PSI	BEND RADIUS"	STD PACK	WEIGHT#	LIST PRICE
SUPER-200	2	2.39	29	70	7.00	100'	0.75	---

Standard Length: 100'

Product Info: Our warranty does not cover damage caused by rodents or any insect. Not for underground use in areas infested by termites.

Safety Info: Suction and Pressure ratings are based on a temperature of 20C (68F), reduce by 50% at maximum working temperature

Recommended Couplings: SCH40

RUBBER WATER S&D



APPLICATION: A heavy duty wire reinforced rubber suction hose for construction, quarries and general use.

COVER: Black smooth abrasion and weather resistant synthetic rubber. **REINFORCEMENT:** High tensile wire helix embedded between layers of textile cords. **TUBE:** Smooth black synthetic rubber.

TEMPERATURE: -30C to +80C (-22F to +180F)

PART #	NOM. ID"	NOM. OD"	VACUUM	PSI	BEND RADIUS"	STD PACK	WEIGHT#	LIST PRICE
WSB-125	1-1/4	1.65	29	150	4.00	100	0.77	---
*WSB-150	1-1/2	1.93	29	150	4.00	100	1.00	---
*WSB-200	2	2.48	29	150	5.00	100	1.37	---
*WSB-300	3	3.50	29	150	10.00	100	2.23	---
*WSB-400	4	4.64	29	150	14.00	100	3.73	---
*WSB-600	6	6.66	29	150	30.00	100	5.99	----

Standard Length: 3/4" to 4" - 50'/100' -- 5" and 6" - 20'/100' -- 8" - 20'/60' -- 10" - 40' -- 12" - 20'

Recommended Couplings: Cam and groove, combination nipple or short shank. Crimplok cam and groove, Crimplok nipple. Cam and groove,

combination nipple. Crimplok cam and groove, Crimplok combination nipple. All coupling recommendations are to be used as guidelines and are

derived from past user preference. In some cases the preferred coupling is of a lesser pressure rating than the hose.


Never exceed the working

pressure of the lowest rated component in the assembly.

WATER SUCTION & DISCHARGE HOSE

HOSE ACCESSORIES

TEXTILE REINFORCED S&D



APPLICATION: Good for both suction and discharge applications, this heavy duty hose can be used for rental/construction pumping as well as fish suction hose.

COVER: Clear abrasion and weather resistant PVC. REINFORCEMENT: Orange PVC helix with high tensile synthetic textile yarn. TUBE: Smooth clear PVC.

TEMPERATURE: -23C to +65C (-10F to +150F)

PART #	NOM. ID"	NOM. OD"	VACUUM	PSI	BEND RADIUS"	STD PACK	WEIGHT#	LIST PRICE
*RSPVC -200	2	2.59	29	110	4.00	100	0.65	----
*RSPVC-300	3	3.71	29	100	6.00	100	1.12	---
*RSPVC-400	4	4.78	29	80	7.00	100	1.74	---
*RSPVC-600	6	7.17	28	70	10.50	100	3.87	---

Standard Length: 100'

Safety Info: Reduce pressures by 50% at maximum working temperature

Recommended Couplings: Cam and groove, combination nipple or short shank. Crimplok cam and groove, Crimplok nipple. All coupling recommendations are to be used as guidelines and are derived from past user preference. In some cases the preferred coupling is of a lesser pressure rating than the hose. Never exceed the working pressure of the lowest rated component in the assembly.



**BUCHANAN
RUBBER LTD**

A MIDLAND INDUSTRIES COMPANY

Air & Water Hoses



HOSE ASSEMBLIES

HOSE ACCESSORIES

MIDLAND GENERAL PURPOSE AIR HOSE



- 100% Rubber
- Woven braided polyester yarn reinforcement for strength
- Cold weather flexibility down to -40°F and up to +190°F
- 300psi working pressure
- 4:1 Safety factor 1200 psi burst
- 4 finger bend restrictor
- 2 Year Warranty
- Red

COVER: Mix of Natural & Synthetic Rubbers

REINFORCEMENT: Polyester Yarn

TUBE: Natural Rubber

TEMPERATURE: "-40°F to 190°F, -40°C to 90°C"

PART #	DESCRIPTION	COVER COLOR	BEND RADIUS (UOM) (IN)	W.P. (PSI)	B.P. (PSI)	WAR-RANTY (YEARS)	CASE QTY	WEIGHT (EACH)	LIST PRICE
RAIR-025-300BM45	1/4" Hose x 1/4"mnpt 50' Red	Red	0.5	300	1200	2	6	5.44	
RAIR-038-300BM45	3/8" Hose x 1/4"mnpt 50' Red	Red	0.6	300	1200	2	4	7.81	
RAIR-050-300BM65	1/2" Hose x 3/8"mnpt 50' Red	Red	0.8	300	1200	2	4	11.14	

MIDLAND PLUS RUBBER AIR HOSE



- 100% Rubber
- Woven braided polyester yarn reinforcement for strength
- 40% lighter than traditional rubber air hoses
- As light, stronger, and more flexible than a hybrid
- -50°F compared to -40°F
- Better hot weather performance +190°F
- 300 psi working pressure
- 4:1 Safety factor 1200 psi burst pressure
- 1200 psi burst
- 4 finger bend restrictor
- 2 year warranty
- Blue

COVER: Ozone & Weather Resistant Synthetic EPDM Rubber & Other synthetic rubbers

REINFORCEMENT: Polyester Yarn

TUBE: Mix of Natural & Synthetic Rubbers

TEMPERATURE: "-50°F to 190°F, -45°C to 90°C"

PART #	DESCRIPTION	COVER COLOR	BEND RADIUS (UOM) (IN)	W.P. (PSI)	B.P. (PSI)	WAR-RANTY (YEARS)	CASE QTY	WEIGHT (EACH)	LIST PRICE
BAIRLT-025-300BM45-25	1/4" Hose x 1/4"mnpt 25' Blue	Blue	0.48	300	1200	2	8	2.47	
BAIRLT-025-300BM45	1/4" Hose x 1/4"mnpt 50' Blue	Blue	0.48	300	1200	2	6	4.47	
BAIRLT-025-300BM45-100	1/4" Hose x 1/4"mnpt 100' Blue	Blue	0.48	300	1200	2	4	8.07	
BAIRLT-038-300BM45-25	3/8" Hose x 1/4"mnpt 25' Blue	Blue	0.58	300	1200	2	8	2.93	
BAIRLT-038-300BM45	3/8" Hose x 1/4"mnpt 50' Blue	Blue	0.58	300	1200	2	4	6.10	
BAIRLT-038-300BM45-100	3/8" Hose x 1/4"mnpt 100' Blue	Blue	0.58	300	1200	2	3	11.65	
BAIRLT-050-300BM65-25	1/2" Hose x 3/8"mnpt 25' Blue	Blue	0.95	300	1200	2	4	4.45	
BAIRLT-050-300BM65	1/2" Hose x 3/8"mnpt 50' Blue	Blue	0.95	300	1200	2	4	7.86	
BAIRLT-050-300BM65-100	1/2" Hose x 3/8"mnpt 100' Blue	Blue	0.95	300	1200	2	4	14.97	

HOSE ASSEMBLIES

HOSE ACCESSORIES

MIDLAND PREMIUM RUBBER AIR HOSE



- 100% Rubber
- Woven polyester braided for reinforcement
- Class A Oil Resistant Core and Cover. Nitrile Rubber is only Class A material you can make a hose from
- Virtually impervious to any chemicals it comes in contact with. Oil, diesel fuel, gasoline, cleaning chemicals
- Retards grinding sparks and welding spatter
- 30% lighter and more flexible than other Class A hoses.
- Cold weather flexibility down to -30°F and hot weather performance up to +180°F
- 300psi working pressure.
- 4:1 Safety Burst 1200psi
- 4 finger bend restrictor
- 2 year warranty
- Yellow

COVER: Oil Resistant NBR Rubber making it Class A Oil Resistant & Other Synthetic Rubbers

REINFORCEMENT: Polyester Yarn

TUBE: Oil Resistant NBR Rubber making it Class A Oil Resistant & Other Synthetic Rubbers

TEMPERATURE: -30°F to 190°F, -35°C to 90

PART #	DESCRIPTION	COVER COLOR	BEND RADIUS (UOM) (IN)	W.P. (PSI)	B.P. (PSI)	WAR-RANTY (YEARS)	CASE QTY	WEIGHT (EACH)	LIST PRICE
YAIROR-038-300BM45	3/8" Hose x 1/4" mnpt 50' Yellow	Yellow	0.75	300	1200	2	4	6.12	
YAIROR-050-300BM65	1/2" Hose x 3/8" mnpt 50' Yellow	Yellow	0.95	300	1200	2	4	8.28	
YAIROR-038-300BM45-25	3/8" Hose x 1/4" mnpt 25' Yellow	Yellow	0.75	300	1200	2	3	3.21	
YAIROR-038-300BM45-100	3/8" Hose x 1/4" mnpt 100' Yellow	Yellow	0.95	300	1200	2	5	11.72	
YAIROR-050-300BM65-25	1/2" Hose x 3/8" mnpt 25' Yellow	Yellow	0.95	300	1200	2	4	7.22	
YAIROR-050-300BM65-100	1/2" Hose x 3/8" mnpt 100' Yellow	Yellow	0.95	300	1200	2	2	15.55	

HOSE ASSEMBLIES

HOSE ACCESSORIES

MIDLAND RUBBER WATER HOSE



- 100% Rubber
- Polyester braided reinforcement for strength
- Standard 3/4" GHT fittings
- Cold weather flexibility down to -33°F
- Hot weather performance up to +180°F
- Handles hot water up to +212°F
- 150 psi working pressure
- 500 psi burst pressure
- 4 finger bend restrictor
- 2 year warranty
- Red & Black

COVER: Ozone & Weather Resistant Synthetic EPDM Rubber & Other synthetic rubbers

REINFORCEMENT: Polyester Yarn

TUBE: Natural Rubber

TEMPERATURE: "33°F to 180°F, 0°C to 80°C"

PART #	DESCRIPTION	COVER COLOR	BEND RADIUS (UOM) (IN)	W.P. (PSI)	B.P. (PSI)	WAR-RANTY (YEARS)	CASE QTY	WEIGHT (EACH)	LIST PRICE
OPPWB-063-150GH50	5/8" x 50' x150psi Black Water hose w/ fittings Midland	Red/Black	1.6	150	500	2	4	13.08	
OPPWR-063-150GH50	5/8" x 50' x150psi Red Water hose w/ fittings Midland	Red/Black	1.6	150	500	2	4	13.38	
OPPWB-075-150GH50	3/4" x 50' x150psi Black Water hose w/ fittings Midland	Red/Black	1.8	150	500	2	3	15.57	
OPPWR-075-150GH50	3/4" x 50' x150psi Red Water hose w/ fittings Midland	Red/Black	1.8	150	500	2	3	16.60	

MIDLAND PLUS RUBBER WATER HOSE



- 100% Rubber
- Polyester braided reinforcement for strength
- Standard 3/4" GHT fittings
- 10% lighter than traditional Rubber Water Hoses
- Cold weather flexibility down to -40°F
- Hot weather performance up to +190°F
- Handles hot water up to +212°F
- 150 psi working pressure
- 500 psi burst pressure
- 4 finger bend restrictor
- 2 year warranty
- Red & Black

COVER: Ozone & Weather Resistant Synthetic EPDM Rubber & Other synthetic rubbers

REINFORCEMENT: Polyester Yarn

TUBE: Natural Rubber

TEMPERATURE: "-40°F to 212°F, -40°C to 100°C"

PART #	DESCRIPTION	COVER COLOR	BEND RADIUS (UOM) (IN)	W.P. (PSI)	B.P. (PSI)	WAR-RANTY (YEARS)	CASE QTY	WEIGHT (EACH)	LIST PRICE
AVAWB-063-150GH50	5/8" x 50' x150psi Black Water hose w/ fittings	Red/Black	1.7	150	500	2	4	10.68	
AVAWR-063-150GH50	5/8" x 50' x150psi Red Water hose w/ fittings	Red/Black	1.7	150	500	2	4	10.10	
AVAWB-075-150GH50	3/4" x 50' x150psi Black Water hose w/ fittings	Red/Black	1.8	150	500	2	3	14.13	
AVAWR-075-150GH50	3/4" x 50' x150psi Red Water hose w/ fittings	Red/Black	1.8	150	500	2	3	13.36	

HOSE ASSEMBLIES

HOSE ACCESSORIES

MIDLAND PREMIUM RUBBER WATER HOSE



COVER: Ozone & Weather Resistant Synthetic EPDM Rubber & Other synthetic rubbers

REINFORCEMENT: Polyester Yarn

TUBE: Natural Rubber

TEMPERATURE: "-50°F to 212°F, -45°C to 100°C"

- 100% Rubber
- Polyester braided reinforcement for strength
- 40% lighter than standard rubber water hoses
- Lightest and most flexible 100% rubber water hose
- Standard 3/4" GHT fittings
- Kink resistant under pressure
- Ozone resistant cover
- Cold weather flexibility down to -50°F
- Hot weather performance up to +190°F
- Handles hot water up to 212°F
- 150 psi working pressure
- 500 psi burst pressure
- 4 finger grip bend restrictor
- 2 year warranty

PART #	DESCRIPTION	COVER COLOR	BEND RADIUS (UOM) (IN)	W.P. (PSI)	B.P. (PSI)	WAR-RANTY (YEARS)	CASE QTY	WEIGHT (EACH)	LIST PRICE
BSWBLT-063-150GH50	5/8" x 50' x150psi Blue Water hose w/ fittings	Blue	1.55	150	500	2	4	8.85	
BSWBLT-075-150GH50	3/4" x 50' x150psi Blue Water hose w/ fittings	Blue	2.1	150	500	2	3	11.47	

KEVLAR BRAIDED RUBBER PRESSURE WASHER HOSE



COVER: Oil Resistant NBR Rubber making it Class A Oil Resistant & Other Synthetic Rubbers

REINFORCEMENT: Aramid / Kevlar

TUBE: Oil Resistant NBR Rubber making it Class A Oil Resistant & Other Synthetic Rubbers

TEMPERATURE: "-30F to 250F, -35°C to 120°C"

- 100% Rubber
- KEVLAR Braided reinforcement
- 35% lighter than traditional wire braided rubber pressure washer hoses
- More flexible than wire braided hoses
- Carbon steel flanges
- Non-marking Grey
- Cold weather flexibility down to -20°F
- Handles hot water up to 250°F
- 4100 psi working pressure
- 16,400 psi burst pressure 4:1 safety factor
- 4 finger bend restrictor
- 1 year warranty

PART #	DESCRIPTION	COVER COLOR	BEND RADIUS (UOM) (IN)	W.P. (PSI)	B.P. (PSI)	WAR-RANTY (YEARS)	CASE QTY	WEIGHT (EACH)	LIST PRICE
PWAG-038-50AS	3/8" x 50' with 3/8" Male NPT Revolving + Fixed Grey	Grey	0.53	4100	16400	1	4	7.71	
PWAG-038-100AS	3/8" x 100' with 3/8" Male NPT Revolving + Fixed Grey	Grey	0.53	4100	16400	1	2	14.63	
PWAG-038-200AS	3/8" x 200' with 3/8" Male NPT Revolving + Fixed Grey	Grey	0.53	4100	16400	1	1	27.34	

CRIMPLOK FERRULES PLATED

HOSE ACCESSORIES



CRIMPLOK FERRULES STEEL PLATED FOR 3/4" HOSE - LD FOR UNIVERSAL

PART#	SIZE	CAMPBELL PART	FERRULE ID"	FERRULE LENGTH"	WALL THICKNESS	LIST PRICE
CFT-08106T-SP	3/4	FLPS075112	1.1875"	2.14"	0.04	---
CFT-08107T-SP	3/4	FLPS075114	1.2188"	2.14"	0.04	---
CFT-08108T-SP	3/4	FLPS075116	1.2500"	2.14"	0.04	---
CFT-08109T-SP	3/4	FLPS075118	1.2812"	2.14"	0.04	---

Project Information: For use with CRIMPLOK Universal Crimp fittings (HE-XXXCR-SP). Ferrule thickness is .040"

CRIMPLOK FERRULES STEEL PLATED FOR 3/4" HOSE - HD FOR UNIVERSAL

PART#	SIZE	CAMPBELL PART	FERRULE ID"	FERRULE LENGTH"	WALL THICKNESS	LIST PRICE
CF-05101S-SP	3/4	FPS050104S	1.0625"	1.41"	0.06	---

Project Information: For use with CRIMPLOK crimp ground joints (GJM/GJS-XXXCR-SP) I.D Tolerance = +/-0.012

CRIMPLOK FERRULES STEEL PLATED FOR 3/4" HOSE

PART#	SIZE	CAMPBELL PART	FERRULE ID"	FERRULE LENGTH"	WALL THICKNESS	LIST PRICE
CF-08105-SP	3/4	FPS075120	1.3125"	2.14"	0.06	---

Project Information: For use with CRIMPLOK Universal Crimp fittings (HE-XXXCR-SP). Ferrule thickness is .040"

CRIMPLOK FERRULES STEEL PLATED FOR 1" HOSE - LD FOR UNIVERSAL

PART#	SIZE	CAMPBELL PART	FERRULE ID"	FERRULE LENGTH"	WALL THICKNESS	LIST PRICE
CFT-10114T-SP	1	FLPS100128	1.4375"	2.29"	0.04	---
CFT-10115T-SP	1	FLPS100130	1.4687"	2.29"	0.04	---
CFT-10117T-SP	1	FLPS100134	1.5000"	2.29"	0.04	---
CFT-10118T-SP	1	FLPS100136	1.5312"	2.29"	0.04	---

Project Information: For use with CRIMPLOK Universal Crimp fittings (HE-XXXCR-SP). Ferrule thickness is .040"

CRIMPLOK FERRULES STEEL PLATED FOR 1" HOSE

PART#	SIZE	CAMPBELL PART	FERRULE ID"	FERRULE LENGTH"	WALL THICKNESS	LIST PRICE
CF-10109-SP	1	FPS100136	1.5625"	2.29"	0.06	---
CF-10110-SP	1	FPS100140	1.6250"	2.29"	0.06	---
CF-10111-SP	1	FPS100144	1.6875"	2.29"	0.06	---

Project Information: For use with CRIMPLOK crimp cam and groove fitting (CGC/CGE-XXXCR-A1) and CRIMPLOK crimp combination nipples (CNT-XXXCR-SP) I.D. Tolerance = +/-0.012"

CRIMPLOK FERRULES STEEL PLATED FOR 1-1/4" HOSE

PART#	SIZE	CAMPBELL PART	FERRULE ID"	FERRULE LENGTH"	WALL THICKNESS	LIST PRICE
CF-13113-SP	1-1/4	FPS125152	1.8125"	2.32"	0.06	---
CF-13114-SP	1-1/4	FPS125156	1.8750"	2.32"	0.06	---

Project Information: For use with CRIMPLOK crimp cam and groove fitting (CGC/CGE-XXXCR-A1) and CRIMPLOK crimp combination nipples (CNT-XXXCR-SP) I.D. Tolerance = +/-0.012"

CRIMPLOK FERRULES PLATED

HOSE ACCESSORIES

**CRIMPLOK FERRULES STEEL PLATED FOR 1-1/2" HOSE**

PART#	SIZE	CAMPBELL PART	FERRULE ID"	FERRULE LENGTH"	WALL THICKNESS	LIST PRICE
CF-15115-SP	1-1/2	FPS150160	1.9375"	2.36"	0.06	---
CF-15201-SP	1-1/2	FPS150204	2.0625"	2.36"	0.06	---
CF-15202-SP	1-1/2	FPS150208	2.1250"	2.36"	0.06	---
CF-15203-SP	1-1/2	FPS150212	2.1875"	2.36"	0.06	---
CF-15205-SP	1-1/2	FPS150220	2.3125	2.36"	0.06	---

Project Information: For use with CRIMPLOK crimp cam and groove fitting (CGE/CGE-XXXCR-A1) and CRIMPLOK crimp combination nipples (CNT-XXXCR-SP) I.D. Tolerance = +/-0.012"

CRIMPLOK FERRULES STEEL PLATED FOR 1-1/2" HOSE - LONG

PART#	SIZE	CAMPBELL PART	FERRULE ID"	FERRULE LENGTH"	WALL THICKNESS	LIST PRICE
CF-15202L-SP	1-1/2	FPS150208L	2.1250"	2.91	0.06	---

Project Information: For use with CRIMPLOK ground joint fittings (GJM/GJS-XXXCR-SP) and CRIMPLOK long crimp combination nipples (CNL-XXXCR-SP) I.D. Tolerance = +/-0.012"

CRIMPLOK FERRULES STEEL PLATED FOR 2" HOSE

PART#	SIZE	CAMPBELL PART	FERRULE ID"	FERRULE LENGTH"	WALL THICKNESS	LIST PRICE
CF-20208-SP	2	FPS200232	2.5000"	2.79"	0.06	---
CF-20209-SP	2	FPS200236	2.5625"	2.79"	0.06	---
CF-20210-SP	2	FPS200240	2.6250"	2.79"	0.06	---
CF-20211-SP	2	FPS200244	2.6875"	2.79"	0.06	---
CF-20212-SP	2	FPS200248	2.7500"	2.79"	0.06	---
CF-20213-SP	2	FPS200252	2.8125"	2.79"	0.06	---
CF-20214-SP	2	FPS200256	2.8750"	2.79"	0.06	---
CF-20215-SP	2	FPS200260	2.9375"	2.79"	0.06	---

Project Information: For use with CRIMPLOK crimp cam and groove fitting (CGE/CGE-XXXCR-A1) and CRIMPLOK crimp combination nipples (CNT-XXXCR-SP) I.D. Tolerance = +/-0.012"

CRIMPLOK FERRULES STEEL PLATED FOR 2" HOSE - LONG

PART#	SIZE	CAMPBELL PART	FERRULE ID"	FERRULE LENGTH"	WALL THICKNESS	LIST PRICE
CF-20209L-SP	2	FPS200236L	2.5625"	3.41"	0.06	---
CF-20211L-SP	2	FPS200244L	2.6875"	3.41"	0.06	---
CF-20212L-SP	2	FPS200248L	2.7500"	3.41"	0.06	---
CF-20213L-SP	2	FPS200252L	2.8125"	3.41"	0.06	---

Project Information: For use with CRIMPLOK ground joint fittings (GJM/GJS-XXXCR-SP) and CRIMPLOK long crimp combination nipples (CNL-XXXCR-SP) I.D. Tolerance = +/-0.012"

CRIMPLOK FERRULES PLATED

HOSE ACCESSORIES

CRIMPLOK FERRULES STEEL PLATED FOR 2-1/2" HOSE

PART#	SIZE	CAMPBELL PART	FERRULE ID"	FERRULE LENGTH"	WALL THICKNESS	LIST PRICE
CF-25303-SP	2-1/2	FPS250312	3.1875"	3.11"	0.06	---

Project Information: For use with CRIMPLOK crimp cam and groove fitting (CGE/CGE-XXXCR-A1) and CRIMPLOK crimp combination nipples (CNT-XXXCR-SP) I.D. Tolerance = +/-0.012"

CRIMPLOK FERRULES STEEL PLATED FOR 2-1/2" HOSE - LONG

PART#	SIZE	CAMPBELL PART	FERRULE ID"	FERRULE LENGTH"	WALL THICKNESS	LIST PRICE
CF-25303L-SP	2-1/2	FPS250312L	3.1875"	3.88"	0.06	---

Project Information: For use with CRIMPLOK ground joint fittings (GJM/GJS-XXXCR-SP) and CRIMPLOK long crimp combination nipples (CNL-XXXCR-SP) I.D. Tolerance = +/-0.012"

CRIMPLOK FERRULES STEEL PLATED FOR 3" HOSE

PART#	SIZE	CAMPBELL PART	FERRULE ID"	FERRULE LENGTH"	WALL THICKNESS	LIST PRICE
CF-30309-SP	3	FPS300336	3.5625"	3.94"	0.09	---
CF-30310-SP	3	FPS300340	3.6250"	3.94"	0.09	---
CF-30311-SP	3	FPS300344	3.6875"	3.94"	0.09	---
CF-30312-SP	3	FPS300348	3.7500"	3.94"	0.09	---
CF-30313-SP	3	FPS300352	3.8125"	3.94"	0.09	---
CF-30314-SP	3	FPS300356	3.8750"	3.94"	0.09	---
CF-30315-SP	3	FPS300360	3.9375"	3.94"	0.09	---
CF-30400-SP	3	FPS300400	4.000"	3.94"	0.09	---

Project Information: For use with CRIMPLOK crimp cam and groove fitting (CGE/CGE-XXXCR-A1) and CRIMPLOK crimp combination nipples (CNT-XXXCR-SP) I.D. Tolerance = +/-0.012"

CRIMPLOK FERRULES STEEL PLATED FOR 3" HOSE - LONG

PART#	SIZE	CAMPBELL PART	FERRULE ID"	FERRULE LENGTH"	WALL THICKNESS	LIST PRICE
CF-30310L-SP	3	FPS300340L	3.6250"	4.36"	0.09	---
CF-30311L-SP	3	FPS300344L	3.6875"	4.36"	0.09	---
CF-30312L-SP	3	FPS300348L	3.7500"	4.36"	0.09	---
CF-30313L-SP	3	FPS300352L	3.8125"	4.36"	0.09	---
CF-30314L-SP	3	FPS300356L	3.8750"	4.36"	0.09	---
CF-30315L-SP	3	FPS300360L	3.9375"	4.36"	0.09	---
CF-30400L-SP	3	FPS300400L	4.000"	4.36"	0.09	---

Project Information: For use with CRIMPLOK crimp cam and groove fitting (CGE/CGE-XXXCR-A1) and CRIMPLOK crimp combination nipples (CNT-XXXCR-SP) I.D. Tolerance = +/-0.012"

CRIMPLOK FERRULES PLATED

HOSE ACCESSORIES

**CRIMPLOK FERRULES STEEL PLATED FOR 4" HOSE**

PART#	SIZE	CAMPBELL PART	FERRULE ID"	FERRULE LENGTH"	WALL THICKNESS	LIST PRICE
CF-40409-SP	4	FPS400436	4.5625"	4.19"	0.09	---
CF-40410-SP	4	FPS400440	4.6250"	4.19"	0.09	---
CF-40411-SP	4	FPS400444	4.6875"	4.19"	0.09	---
CF-40412-SP	4	FPS400448	4.7500"	4.19"	0.09	---
CF-40413-SP	4	FPS400452	4.8125"	4.19"	0.09	---
CF-40414-SP	4	FPS400456	4.8750"	4.19"	0.09	---
CF-40415-SP	4	FPS400460	4.9375"	4.19"	0.09	---
CF-40500-SP	4	FPS400500	5.000"	4.19"	0.09	---
CF-40501-SP	4	FPS400504	5.0625"	4.19"	0.09	---

Project Information: For use with CRIMPLOK crimp cam and groove fitting (CGE/CGE-XXXCR-A1) and CRIMPLOK crimp combination nipples (CNT-XXXCR-SP) I.D. Tolerance = +/-0.012"

CRIMPLOK FERRULES STEEL PLATED FOR 4" HOSE - LONG

PART#	SIZE	CAMPBELL PART	FERRULE ID"	FERRULE LENGTH"	WALL THICKNESS	LIST PRICE
CF-40410L-SP	4	FPS400440L	4.6250"	5.20"	0.09	---
CF-40411L-SP	4	FPS400444L	4.6875"	5.20"	0.09	---
CF-40412L-SP	4	FPS400448L	4.7500"	5.20"	0.09	---
CF-40413L-SP	4	FPS400452L	4.8125"	5.20"	0.09	---
CF-40414L-SP	4	FPS400456L	4.8750"	5.20"	0.09	---
CF-40415L-SP	4	FPS400460L	4.9375"	5.20"	0.09	---
CF-40500L-SP	4	FPS400500L	5.000"	5.20"	0.09	---
CF-40501L-SP	4	FPS400504L	5.0625"	5.20"	0.09	---

Project Information: For use with CRIMPLOK ground joint fittings (GJM/GJS-XXXCR-SP) and CRIMPLOK long crimp combination nipples (CNL-XXXCR-SP) I.D. Tolerance = +/-0.012"

CRIMPLOK FERRULES STEEL PLATED FOR 6" HOSE

PART#	SIZE	CAMPBELL PART	FERRULE ID"	FERRULE LENGTH"	WALL THICKNESS	LIST PRICE
CF-60610-SP	6	FPS600640	6.6250"	5.67"	0.12	---
CF-60612-SP	6	FPS600648	6.7500"	5.67"	0.12	---
CF-60614-SP	6	FPS600656	6.8750"	5.67"	0.12	---
CF-60702-SP	6	FPS600708	7.1250"	5.67"	0.12	---
CF-60704-SP	6	FPS600716	7.2500"	5.67"	0.12	---

Project Information: For use with CRIMPLOK ground joint fittings (GJM/GJS-XXXCR-SP) and CRIMPLOK long crimp combination nipples (CNL-XXXCR-SP) I.D. Tolerance = +/-0.012"

CRIMPLOK FERRULES STAINLESS

HOSE ACCESSORIES



CRIMPLOK FERRULES STAINLESS 304 FOR 1/2" HOSE

PART#	SIZE	CAMPBELL PART	FERRULE ID"	FERRULE LENGTH"	WALL THICKNESS	LIST PRICE
CF-05101-SS304	1/2	FSS050104	1.0625"	2.14"	0.06	---
CF-05102-SS304	1/2	FSS050108	1.1250"	2.14"	0.06	---

Project Information: For use with CRIMPLOK crimp ground joints (GJM/GJS-XXXCR-SP) I.D. Tolerance = +/-0.012"

CRIMPLOK FERRULES STAINLESS 304 FOR 3/4" HOSE

PART#	SIZE	CAMPBELL PART	FERRULE ID"	FERRULE LENGTH"	WALL THICKNESS	LIST PRICE
CF-08105-SS304	3/4	FSS075120	1.3125"	2.14"	0.06	---
CF-08106-SS304	3/4	FSS075124	1.3750"	2.14"	0.06	---
CF-08108-SS304	3/4	FSS075132	1.5000"	2.14"	0.06	---

Project Information: For use with CRIMPLOK crimp ground joints (GJM/GJS-XXXCR-SP) I.D. Tolerance = +/-0.012"

CRIMPLOK FERRULES STAINLESS 304 FOR 3/4" HOSE - LD FOR UNIVERSAL

PART#	SIZE	CAMPBELL PART	FERRULE ID"	FERRULE LENGTH"	WALL THICKNESS	LIST PRICE
CFT-08104T-SS304	3/4	FLSS075108	1.1250"	2.14"	0.04	---
CFT-08106T-SS304	3/4	FLSS075112	1.1875"	2.14"	0.04	---
CFT-08107T-SS304	3/4	FLSS075114	1.2188"	2.14"	0.04	---
CFT-08108T-SS304	3/4	FLSS075116	1.2500"	2.14"	0.04	---
CFT-08109T-SS304	3/4	FLSS075118	1.2812"	2.14"	0.04	---

Project Information: For use with CRIMPLOK Universal crimp fittings (HE-XXXCR-SP) Ferrule thickness is .040"

CRIMPLOK FERRULES STAINLESS 304 FOR 1" HOSE

PART#	SIZE	CAMPBELL PART	FERRULE ID"	FERRULE LENGTH"	WALL THICKNESS	LIST PRICE
CF-10108-SS304	1	FSS100132	1.5000"	2.29"	0.06	---
CF-10109-SS304	1	FSS100136	1.5625"	2.29"	0.06	---
CF-10110-SS304	1	FSS100140	1.6250"	2.29"	0.06	---
CF-10111-SS304	1	FSS100144	1.6875"	2.29"	0.06	---

Project Information: For use with CRIMPLOK crimp cam and groove fitting (CGE/CGE-XXXCR-A1) and CRIMPLOK crimp combination nipples (CNT-XXXCR-SP) I.D. Tolerance = +/-0.012"

CRIMPLOK FERRULES STAINLESS 304 FOR 1" HOSE - LD FOR UNIVERSAL

PART#	SIZE	CAMPBELL PART	FERRULE ID"	FERRULE LENGTH"	WALL THICKNESS	LIST PRICE
CFT-10117T-SS304	1	FLSS100134	1.5312"	2.29"	0.04	---

Project Information: For use with CRIMPLOK Universal crimp fittings (HE-XXXCR-SP) Ferrule thickness is .040"

CRIMPLOK FERRULES STAINLESS

HOSE ACCESSORIES

**CRIMPLOK FERRULES STAINLESS 304 FOR 1-1/4" HOSE**

PART#	SIZE	CAMPBELL PART	FERRULE ID"	FERRULE LENGTH"	WALL THICKNESS	LIST PRICE
CF-13114-SS304	1-1/4	FSS125156	1.8750"	2.32"	0.06	---
CF-13115-SS304	1-1/4	FSS125160	1.9375"	2.32"	0.06	---

Project Information: For use with CRIMPLOK crimp cam and groove fitting (CGE/CGE-XXXCR-A1) and CRIMPLOK crimp combination nipples (CNT-XXXCR-SP) I.D. Tolerance = +/-0.012"

CRIMPLOK FERRULES STAINLESS 304 FOR 1-1/2" HOSE

PART#	SIZE	CAMPBELL PART	FERRULE ID"	FERRULE LENGTH"	WALL THICKNESS	LIST PRICE
CF-15115-SS304	1-1/2	FSS150160	1.9375"	2.36"	0.06	---
CF-15200-SS304	1-1/2	FSS150200	2.000"	2.36"	0.06	---
CF-15201-SS304	1-1/2	FSS150204	2.0625"	2.36"	0.06	---
CF-15202-SS304	1-1/2	FSS150208	2.1250"	2.36"	0.06	---
CF-15203-SS304	1-1/2	FSS150212	2.1875"	2.36"	0.06	---
CF-15204-SS304	1-1/2	FSS150216	2.2500"	2.36"	0.06	---
CF-15205-SS304	1-1/2	FSS150220	2.3125"	2.36"	0.06	---

Project Information: For use with CRIMPLOK crimp cam and groove fitting (CGE/CGE-XXXCR-A1) and CRIMPLOK crimp combination nipples (CNT-XXXCR-SS316) I.D. Tolerance = +/-0.012"

CRIMPLOK FERRULES STAINLESS 304 FOR 2" HOSE

PART#	SIZE	CAMPBELL PART	FERRULE ID"	FERRULE LENGTH"	WALL THICKNESS	LIST PRICE
CF-20208-SS304	2	FSS200232	2.5000"	2.79"	0.06	---
CF-20209-SS304	2	FSS200236	2.5625"	2.79"	0.06	---
CF-20210-SS304	2	FSS200240	2.6250"	2.79"	0.06	---
CF-20211-SS304	2	FSS200244	2.6875"	2.79"	0.06	---
CF-20212-SS304	2	FSS200248	2.7500"	2.79"	0.06	---
CF-20213-SS304	2	FSS200252	2.8125"	2.79"	0.06	---
CF-20214-SS304	2	FSS200256	2.8750"	2.79"	0.06	---

Project Information: For use with CRIMPLOK crimp cam and groove fitting (CGE/CGE-XXXCR-A1) and CRIMPLOK crimp combination nipples (CNT-XXXCR-SS316) I.D. Tolerance = +/-0.012"

CRIMPLOK FERRULES STAINLESS 304 FOR 3" HOSE

PART#	SIZE	CAMPBELL PART	FERRULE ID"	FERRULE LENGTH"	WALL THICKNESS	LIST PRICE
CF-30309-SS304	3	FSS300336	3.5625"	3.94"	0.10	---
CF-30310-SS304	3	FSS300340	3.6250"	3.94"	0.10	---
CF-30311-SS304	3	FSS300344	3.6875"	3.94"	0.10	---
CF-30312-SS304	3	FSS300348	3.7500"	3.94"	0.10	---
CF-30313-SS304	3	FSS300352	3.8125"	3.94"	0.10	---
CF-30314-SS304	3	FSS300356	3.8750"	3.94"	0.10	---
CF-30315-SS304	3	FSS300360	3.9375"	3.94"	0.10	---
CF-30400-SS304	3	FSS300400	4.000"	3.94"	0.10	---

Project Information: For use with CRIMPLOK crimp cam and groove fitting (CGE/CGE-XXXCR-A1) and CRIMPLOK crimp combination nipples (CNT-XXXCR-SS316) I.D. Tolerance = +/-0.012"

CRIMPLOK SLEEVES ALUMINUM

HOSE ACCESSORIES

CRIMPLOK

CRIMPLOK FERRULES STAINLESS 304 FOR 4" HOSE

PART#	SIZE	CAMPBELL PART	FERRULE ID"	FERRULE LENGTH"	WALL THICKNESS	LIST PRICE
CF-40410-SS304	4	FSS400440	4.6250"	4.19"	0.10	---
CF-40411-SS304	4	FSS400444	4.6875"	4.19"	0.10	---
CF-40412-SS304	4	FSS400448	4.7500"	4.19"	0.10	---
CF-40413-SS304	4	FSS400452	4.8125"	4.19"	0.10	---
CF-40414-SS304	4	FSS400456	4.8750"	4.19"	0.10	---
CF-40415-SS304	4	FSS400500	5.000"	4.19"	0.10	---

Project Information: For use with crimp cam and groove fitting (CGE/CGE-XXXCR-A1), CRIMPLOK crimp long combination nipples (CNL-XXXCR-SP) and CRIMPLOK (CNT/G-XXXCS-S/P) I.D. Tolerance = +/-0.012"



CRIMPLOK SLEEVES ALUMINUM FOR 2" HOSE

PART#	SIZE	CAMPBELL PART	SLEEVE ID"	SLEEVE LENGTH"	WALL THICKNESS	LIST PRICE
CSL-20209-A	2	SAL200236	2.5625"	2.79"	0.12	---

Project Information: For use with cam and groove fitting (CGE/CGE-XXXCR-A1), CRIMPLOK crimp long combination nipples (CNL-XXXCR-SP) and CRIMPLOK (CNT/G-XXXCS-S/P) I.D. Tolerance = +/-0.012"

CRIMPLOK SLEEVES ALUMINUM FOR 2" HOSE

PART#	SIZE	CAMPBELL PART	SLEEVE ID"	SLEEVE LENGTH"	WALL THICKNESS	LIST PRICE
CSL-20210-A	2	SAL200240	2.6250"	2.79"	0.12	---
CSL-20211-A	2	SAL200244	2.6875"	2.79"	0.12	---

Project Information: For use with cam and groove fitting (CGE/CGE-XXXCR-A1), CRIMPLOK crimp long combination nipples (CNL-XXXCR-SP) and CRIMPLOK (CNT/G-XXXCS-S/P) I.D. Tolerance = +/-0.012"

CRIMPLOK SLEEVES ALUMINUM FOR 3" HOSE

PART#	SIZE	CAMPBELL PART	SLEEVE ID"	SLEEVE LENGTH"	WALL THICKNESS	LIST PRICE
CSL-30310-A	3	SAL300340	3.6250"	3.94"	0.12	---
CSL-30313-A	3	SAL300352	3.8125"	3.94"	0.12	---
CSL-30314-A	3	SAL300356	3.8750"	3.94"	0.12	---
CSL-30315-A	3	SAL300360	3.9375"	3.94"	0.12	---

Project Information: For use with cam and groove fitting (CGE/CGE-XXX-A1), CRIMPLOK crimp long combination nipples (CNL-XXXCR-SP) and CRIMPLOK (CNT/G-XXXCS-S/P) I.D. Tolerance = +/-0.012"

CRIMPLOK SLEEVES ALUMINUM FOR 4" HOSE

PART#	SIZE	CAMPBELL PART	SLEEVE ID"	SLEEVE LENGTH"	WALL THICKNESS	LIST PRICE
CSL-40411-A	4	SAL400444	4.6875"	4.19"	0.12	---
CSL-40412-A	4	SAL400448	4.7500"	4.19"	0.12	---
CSL-40413-A	4	SAL400452	4.8125"	4.19"	0.12	---
CSL-40414-A	4	SAL400456	4.8750"	4.19"	0.12	---

Project Information: For use with cam and groove fitting (CGE/CGE-XXX-A1), CRIMPLOK crimp long combination nipples (CNL-XXXCR-SP) and CRIMPLOK (CNT/G-XXXCS-S/P) I.D. Tolerance = +/-0.012"

CRIMPLOK SLEEVES PLATED

HOSE ACCESSORIES

**CRIMPLOK SLEEVES STEEL PLATED FOR 2" HOSE**

PART#	SIZE	CAMPBELL PART	SLEEVE ID"	SLEEVE LENGTH"	WALL THICKNESS	LIST PRICE
CSL-08106-SP	3/4	SPS075124	1.3750"	2.14"	0.06	---

Project Information: For use with cam and groove fitting (CGE/CGE-XXXCR-A1), CRIMPLOK crimp long combination nipples (CNL-XXXCR-SP) and CRIMPLOK (CNT/G-XXXCS-S/P) I.D. Tolerance = +/-0.012"

CRIMPLOK SLEEVES STEEL PLATED FOR 3/4" HOSE - SHORT

PART#	SIZE	CAMPBELL PART	SLEEVE ID"	SLEEVE LENGTH"	WALL THICKNESS	LIST PRICE
CSL-05100S-SP	1/2	SPS050100S	1.0000"	0.91"	0.06	---
CSL-08102S-SP	3/4	SPS075108S	1.1250"	1.10"	0.06	---
CSL-08105S-SP	3/4	SPS075120S	1.3125"	1.10"	0.06	---

Project Information: For use with regular combination nipples (CNT-XXX-S/SP) and short shank fittings (PL-XXX-AD) I.D. Tolerance = +/-0.012"

CRIMPLOK SLEEVES STEEL PLATED FOR 1" HOSE

PART#	SIZE	CAMPBELL PART	SLEEVE ID"	SLEEVE LENGTH"	WALL THICKNESS	LIST PRICE
CSL-10107-SP	1	SPS100128	1.4375"	2.29"	0.06	---
CSL-10108-SP	1	SPS100132	1.5000"	2.29"	0.06	---
CSL-10109-SP	1	SPS100136	1.5625"	2.29"	0.06	---
CSL-10110-SP	1	SPS100140	1.6250"	2.29"	0.06	---
CSL-10111-SP	1	SPS100144	1.6875"	2.29"	0.06	---
CSL-10112-SP	1	SPS100148	1.7500"	2.29"	0.06	---

Project Information: For use with cam and groove fitting (CGE/CGE-XXXCR-A1), CRIMPLOK crimp long combination nipples (CNL-XXXCR-SP) and CRIMPLOK (CNT/G-XXXCS-S/P) I.D. Tolerance = +/-0.012"

CRIMPLOK SLEEVES STEEL PLATED FOR 1" HOSE - SHORT

PART#	SIZE	CAMPBELL PART	SLEEVE ID"	SLEEVE LENGTH"	WALL THICKNESS	LIST PRICE
CSL-10107S-SP	1	SPS100128S	1.4375"	2.26"	0.06	---
CSL-10108S-SP	1	SPS100132S	1.5000"	2.26"	0.06	---
CSL-10109S-SP	1	SPS100136S	1.5625"	2.26"	0.06	---
CSL-10111S-SP	1	SPS100144S	1.6875"	2.26"	0.06	---

Project Information: For use with regular combination nipples (CNT-XXX-S/SP) and short shank fittings (PL-XXX-AD) I.D. Tolerance = +/-0.012"

CRIMPLOK SLEEVES STEEL PLATED FOR 1-1/4" HOSE - SHORT

PART#	SIZE	CAMPBELL PART	SLEEVE ID"	SLEEVE LENGTH"	WALL THICKNESS	LIST PRICE
CSL-13113S-SP	1-1/4	SPS125152S	1.8125"	1.26"	0.06	---
CSL-13114S-SP	1-1/4	SPS125156S	1.8750"	1.26"	0.06	---

Project Information: For use with regular combination nipples (CNT-XXX-S/SP) and short shank fittings (PL-XXX-AD) I.D. Tolerance = +/-0.012"

CRIMPLOK SLEEVES PLATED

HOSE ACCESSORIES

CRIMPLOK SLEEVES STEEL PLATED FOR 1-1/2" HOSE

PART#	SIZE	CAMPBELL PART	SLEEVE ID"	SLEEVE LENGTH"	WALL THICKNESS	LIST PRICE
CSL-15112-SP	1-1/2	SPS150148	1.7500"	2.36"	0.06	---
CSL-15115-SP	1-1/2	SPS150160	1.9375"	2.36"	0.06	---
CSL-15200-SP	1-1/2	SPS150200	2.0000"	2.36"	0.06	---
CSL-15201-SP	1-1/2	SPS150204	2.0625"	2.36"	0.06	---
CSL-15202-SP	1-1/2	SPS150208	2.1250"	2.36"	0.06	---
CSL-15203-SP	1-1/2	SPS150212	2.1875"	2.36"	0.06	---
CSL-15204-SP	1-1/2	SPS150216	2.2500"	2.36"	0.06	---
CSL-15205-SP	1-1/2	SPS150220	2.3125"	2.36"	0.06	---
CSL-15206-SP	1-1/2	SPS150224	2.3750"	2.36"	0.06	---

Project Information: For use with cam and groove fitting (CGE/CGE-XXXCR-A1), CRIMPLOK crimp long combination nipples (CNL-XXXCR-SP) and CRIMPLOK (CNT/G-XXXCS-S/P) I.D. Tolerance = +/-0.012"

CRIMPLOK SLEEVES STEEL PLATED FOR 1-1/2" HOSE - SHORT

PART#	SIZE	CAMPBELL PART	SLEEVE ID"	SLEEVE LENGTH"	WALL THICKNESS	LIST PRICE
CSL-15202S-SP	1-1/2	SPS150208S	2.1250"	1.46"	0.06	---

Project Information: For use with regular combination nipples (CNT-XXX-S/SP) and short shank fittings (PL-XXX-AD) I.D. Tolerance = +/-0.012"

CRIMPLOK SLEEVES STEEL PLATED FOR 2" HOSE

PART#	SIZE	CAMPBELL PART	SLEEVE ID"	SLEEVE LENGTH"	WALL THICKNESS	LIST PRICE
CSL-20204-SP	2	SPS200216	2.2500"	2.79"	0.06	---
CSL-20206-SP	2	SPS200224	2.3750"	2.79"	0.06	---
CSL-20207-SP	2	SPS200228	2.4375"	2.79"	0.06	---
CSL-20208-SP	2	SPS200232	2.5000"	2.79"	0.06	---
CSL-20209-SP	2	SPS200236	2.5625"	2.79"	0.06	---
CSL-20210-SP	2	SPS200240	2.6250"	2.79"	0.06	---
CSL-20211-SP	2	SPS200244	2.6875"	2.79"	0.06	---
CSL-20212-SP	2	SPS200248	2.7500"	2.79"	0.06	---
CSL-20213-SP	2	SPS200252	2.8125"	2.79"	0.06	---
CSL-20214-SP	2	SPS200256	2.8750"	2.79"	0.06	---
CSL-20215-SP	2	SPS200260	2.9375"	2.79"	0.06	---
CSL-20300-SP	2	SPS200300	3.0000"	2.79"	0.06	---

Project Information: For use with cam and groove fitting (CGE/CGE-XXX-A1), CRIMPLOK crimp long combination nipples (CNL-XXXCR-SP) and CRIMPLOK (CNT/G-XXXCS-S/P) I.D. Tolerance = +/-0.012"

CRIMPLOK SLEEVES STEEL PLATED FOR 2" HOSE - SHORT

PART#	SIZE	CAMPBELL PART	SLEEVE ID"	SLEEVE LENGTH"	WALL THICKNESS	LIST PRICE
CSL-20206S-SP	2	SPS200224S	2.3750"	1.81"	0.06	---
CSL-20207S-SP	2	SPS200228S	2.4375"	1.81"	0.06	---
CSL-20209S-SP	2	SPS200236S	2.5625"	1.81"	0.06	---
CSL-20210S-SP	2	SPS200240S	2.6250"	1.81"	0.06	---
CSL-20211S-SP	2	SPS200244S	2.6875"	1.81"	0.06	---

Project Information: For use with regular combination nipples (CNT-XXX-S/SP) and short shank fittings (PL-XXX-AD) I.D. Tolerance = +/-0.012"

CRIMPLOK SLEEVES PLATED

HOSE ACCESSORIES

**CRIMPLOK SLEEVES STEEL PLATED FOR 2-1/2" HOSE**

PART#	SIZE	CAMPBELL PART	SLEEVE ID"	SLEEVE LENGTH"	WALL THICKNESS	LIST PRICE
CSL-25302-SP	2-1/2	SPS250308	3.1250"	3.11"	0.06	---
CSL-25306-SP	2-1/2	SPS250324	3.3750"	3.11"	0.06	---

Project Information: For use with cam and groove fitting (CGE/CGE-XXXCR-A1), CRIMPLOK crimp long combination nipples (CNL-XXXCR-SP) and CRIMPLOK (CNT/G-XXXCS-S/P) I.D. Tolerance = +/-0.012"

CRIMPLOK SLEEVES STEEL PLATED FOR 3" HOSE

PART#	SIZE	CAMPBELL PART	SLEEVE ID"	SLEEVE LENGTH"	WALL THICKNESS	LIST PRICE
CSL-30304-SP	3	SPS300316	3.2500"	3.94"	0.09	---
CSL-30306-SP	3	SPS300324	3.3750"	3.94"	0.09	---
CSL-30307-SP	3	SPS300328	3.4375"	3.94"	0.09	---
CSL-30308-SP	3	SPS300332	3.5000"	3.94"	0.09	---
CSL-30309-SP	3	SPS300336	3.5625"	3.94"	0.09	---
CSL-30310-SP	3	SPS300340	3.6250"	3.94"	0.09	---
CSL-30311-SP	3	SPS300344	3.6875"	3.94"	0.09	---
CSL-30312-SP	3	SPS300348	3.7500"	3.94"	0.09	---
CSL-30313-SP	3	SPS300352	3.8125"	3.94"	0.09	---
CSL-30314-SP	3	SPS300356	3.8750"	3.94"	0.09	---
CSL-30400-SP	3	SPS300400	4.000"	3.94"	0.09	---

Project Information: For use with cam and groove fitting (CGE/CGE-XXXCR-A1), CRIMPLOK crimp long combination nipples (CNL-XXXCR-SP) and CRIMPLOK (CNT/G-XXXCS-S/P) I.D. Tolerance = +/-0.012"

CRIMPLOK SLEEVES STEEL PLATED FOR 3" HOSE - SHORT

PART#	SIZE	CAMPBELL PART	SLEEVE ID"	SLEEVE LENGTH"	WALL THICKNESS	LIST PRICE
CSL-30306S-SP	3	SPS300324S	3.3750"	2.44"	0.09	---
CSL-30308S-SP	3	SPS300332S	3.5000"	2.44"	0.09	---
CSL-30309S-SP	3	SPS300336S	3.5625"	2.44"	0.09	---
CSL-30310S-SP	3	SPS300340S	3.6250"	2.44"	0.09	---
CSL-30311S-SP	3	SPS300344S	3.6875"	2.44"	0.09	---
CSL-30312S-SP	3	SPS300348S	3.7500"	2.44"	0.09	---
CSL-30313S-SP	3	SPS300352S	3.8125"	2.44"	0.09	---
CSL-30314S-SP	3	SPS300356S	3.8750"	2.44"	0.09	---

Project Information: For use with regular combination nipples (CNT-XXX-S/SP) and short shank fittings (PL-XXX-AD) I.D. Tolerance = +/-0.012"

CRIMPLOK SLEEVES PLATED

HOSE ACCESSORIES

CRIMPLOK SLEEVES STEEL PLATED FOR 4" HOSE

PART#	SIZE	CAMPBELL PART	SLEEVE ID"	SLEEVE LENGTH"	WALL THICKNESS	LIST PRICE
CSL-40406-SP	4	SPS400424	4.3750"	4.19"	0.09	---
CSL-40408-SP	4	SPS400432	4.5000"	4.19"	0.09	---
CSL-40409-SP	4	SPS400436	4.5625"	4.19"	0.09	---
CSL-40410-SP	4	SPS400440	4.6250"	4.19"	0.09	---
CSL-40411-SP	4	SPS400444	4.6875"	4.19"	0.09	---
CSL-40412-SP	4	SPS400448	4.7500"	4.19"	0.09	---
CSL-40413-SP	4	SPS400452	4.8125"	4.19"	0.09	---
CSL-40414-SP	4	SPS400456	4.8750"	4.19"	0.09	---
CSL-40415-SP	4	SPS400460	4.9375"	4.19"	0.09	---
CSL-40500-SP	4	SPS400500	5.0000"	4.19"	0.09	---

Project Information: For use with cam and groove fitting (CGE/CGE-XXXCR-A1), CRIMPLOK crimp long combination nipples (CNL-XXXCR-SP) and CRIMPLOK (CNT/G-XXXCS-S/P) I.D. Tolerance = +/-0.012"

CRIMPLOK SLEEVES STEEL PLATED FOR 4" HOSE - SHORT

PART#	SIZE	CAMPBELL PART	SLEEVE ID"	SLEEVE LENGTH"	WALL THICKNESS	LIST PRICE
CSL-40410S-SP	4	SPS400440S	4.6250"	3.31"	0.09	---
CSL-40411S-SP	4	SPS400444S	4.6875"	3.31"	0.09	---
CSL-40412S-SP	4	SPS400448S	4.7500"	3.31"	0.09	---
CSL-40413S-SP	4	SPS400452S	4.8125"	3.31"	0.09	---
CSL-40414S-SP	4	SPS400456S	4.9375"	3.31"	0.09	---
CSL-40500S-SP	4	SPS400500S	5.0000"	3.31"	0.09	---

Project Information: For use with regular combination nipples (CNT-XXX-S/SP) and short shank fittings (PL-XXX-AD) I.D. Tolerance = +/-0.012"

CRIMPLOK SLEEVES STEEL PLATED FOR 6" HOSE

PART#	SIZE	CAMPBELL PART	SLEEVE ID"	SLEEVE LENGTH"	WALL THICKNESS	LIST PRICE
CSL-60604-SP	6	SPS600616	6.2500"	5.67"	0.12	---
CSL-60606-SP	6	SPS600624	6.3750"	5.67"	0.12	---
CSL-60608-SP	6	SPS600632	6.5000"	5.67"	0.12	---
CSL-60610-SP	6	SPS600640	6.6250"	5.67"	0.12	---
CSL-60612-SP	6	SPS600648	6.7500"	5.67"	0.12	---
CSL-60614-SP	6	SPS600656	6.8750"	5.67"	0.12	---
CSL-60700-SP	6	SPS600700	7.0000"	5.67"	0.12	---
CSL-60702-SP	6	SPS600708	7.1250"	5.67"	0.12	---
CSL-60704-SP	6	SPS600716	7.2500"	5.67"	0.12	---

Project Information: For use with cam and groove fitting (CGE/CGE-XXXCR-A1), CRIMPLOK crimp long combination nipples (CNL-XXXCR-SP) and CRIMPLOK (CNT/G-XXXCS-S/P) I.D. Tolerance = +/-0.012"

CRIMPLOK SLEEVES STEEL PLATED FOR 8" HOSE

PART#	SIZE	CAMPBELL PART	SLEEVE ID"	SLEEVE LENGTH"	WALL THICKNESS	LIST PRICE
CSL-80812-SP	8	SPS800848	8.7500"	6.50"	0.12	---
CSL-80900-SP	8	SPS800900	9.0000"	6.50"	0.12	---
CSL-80904-SP	8	SPS800916	9.2500"	6.50"	0.12	---
CSL-80908-SP	8	SPS800932	9.5000"	6.50"	0.12	---

Project Information: For use with cam and groove fitting (CGE/CGE-XXXCR-A1), CRIMPLOK crimp long combination nipples (CNL-XXXCR-SP) and CRIMPLOK (CNT/G-XXXCS-S/P) I.D. Tolerance = +/-0.012"

CRIMPLOK SLEEVES STAINLESS

HOSE ACCESSORIES

CRIMPLOK SLEEVES STEEL PLATED FOR 10" HOSE

PART#	SIZE	CAMPBELL PART	SLEEVE ID"	SLEEVE LENGTH"	WALL THICKNESS	LIST PRICE
CSL-100108-SP	10	SPS100132	10.5000"	7.25"	0.12	---
CSL-100114-SP	10	SPS100156	10.8750"	7.25"	0.12	---

Project Information: For use with cam and groove fitting (CGE/CGE-XXXCR-A1), CRIMPLOK crimp long combination nipples (CNL-XXXCR-SP) and CRIMPLOK (CNT/G-XXXCS-S/P) I.D. Tolerance = +/-0.012"

**CRIMPLOK SLEEVES STAINLESS 304 FOR 1/2" HOSE - SHORT**

PART#	SIZE	CAMPBELL PART	SLEEVE ID"	SLEEVE LENGTH"	WALL THICKNESS	LIST PRICE
CSL-05100S-SS304	1/2	SSS050100S	1.000"	0.91"	0.06	---

Project Information: For use with regular combination nipples (CNT-XXX-SS/SS316) I.D. Tolerance = +/-0.012"

CRIMPLOK SLEEVES STAINLESS 304 FOR 3/4" HOSE

PART#	SIZE	CAMPBELL PART	SLEEVE ID"	SLEEVE LENGTH"	WALL THICKNESS	LIST PRICE
CSL-08104-SS304	3/4	SSS075116	1.2500"	2.14"	0.06	---

Project Information: For use with cam and groove fitting (CGE/CGE-XXX-SS1), CRIMPLOK crimp long combination nipples (CNL-XXXCR-SP) and CRIMPLOK (CNT/G-XXXCS-S/P) I.D. Tolerance = +/-0.012"

CRIMPLOK SLEEVES STAINLESS 304 FOR 3/4" HOSE - SHORT

PART#	SIZE	CAMPBELL PART	SLEEVE ID"	SLEEVE LENGTH"	WALL THICKNESS	LIST PRICE
CSL-08104S-SS304	3/4	SSS075116S	1.2500"	1.10"	0.06	---

Project Information: For use with regular combination nipples (CNT-XXX-SS/SS316) I.D. Tolerance = +/-0.012"

CRIMPLOK SLEEVES STAINLESS 304 FOR 1" HOSE

PART#	SIZE	CAMPBELL PART	SLEEVE ID"	SLEEVE LENGTH"	WALL THICKNESS	LIST PRICE
CSL-10108-SS304	1	SSS100132	1.5000"	2.29"	0.06	---
CSL-10110-SS304	1	SSS100140	1.6250"	2.29"	0.06	---
CSL-10112-SS304	1	SSS100148	1.7500"	2.29"	0.06	---

Project Information: For use with cam and groove fitting (CGE/CGE-XXX-SS1) I.D. Tolerance = +/-0.012"

CRIMPLOK SLEEVES STAINLESS 304 FOR 1" HOSE - SHORT

PART#	SIZE	CAMPBELL PART	SLEEVE ID"	SLEEVE LENGTH"	WALL THICKNESS	LIST PRICE
CSL-10109S-SS304	1	SSS100136S	1.5625"	1.26"	0.06	---
CSL-10110S-SS304	1	SSS100140S	1.6250"	1.26"	0.06	---

Project Information: For use with regular combination nipples (CNT-XXX-SS/SS316) I.D. Tolerance = +/-0.012"

CRIMPLOK SLEEVES STAINLESS

HOSE ACCESSORIES

CRIMPLOK SLEEVES STAINLESS 304 FOR 1-1/4" HOSE

PART#	SIZE	CAMPBELL PART	SLEEVE ID"	SLEEVE LENGTH"	WALL THICKNESS	LIST PRICE
CSL-13114-SS304	1-1/4	SSS125156	1.8750"	2.32"	0.06	---

Project Information: For use with cam and groove fitting (CGE/CGE-XXX-SS1) I.D. Tolerance = +/-0.012"

CRIMPLOK SLEEVES STAINLESS 304 FOR 1-1/4" HOSE - SHORT

PART#	SIZE	CAMPBELL PART	SLEEVE ID"	SLEEVE LENGTH"	WALL THICKNESS	LIST PRICE
CSL-13113S-SS304	1-1/4	SSS125152S	1.8125"	1.26"	0.06	---

Project Information: For use with regular combination nipples (CNT-XXX-SS/SS316) I.D. Tolerance = +/-0.012"

CRIMPLOK SLEEVES STAINLESS 304 FOR 1-1/2" HOSE

PART#	SIZE	CAMPBELL PART	SLEEVE ID"	SLEEVE LENGTH"	WALL THICKNESS	LIST PRICE
CSL-15201-SS304	1-1/2	SSS150204	2.0625"	2.36"	0.06	---

Project Information: For use with cam and groove fitting (CGE/CGE-XXX-SS1) I.D. Tolerance = +/-0.012"

CRIMPLOK SLEEVES STAINLESS 304 FOR 2" HOSE

PART#	SIZE	CAMPBELL PART	SLEEVE ID"	SLEEVE LENGTH"	WALL THICKNESS	LIST PRICE
CSL-20206-SS304	2	SSS200224	2.3750"	2.79"	0.06	---
CSL-20207-SS304	2	SSS200228	2.4375"	2.79"	0.06	---
CSL-20208-SS304	2	SSS200232	2.5000"	2.79"	0.06	---
CSL-20209-SS304	2	SSS200236	2.5625"	2.79"	0.06	---
CSL-20210-SS304	2	SSS200240	2.6250"	2.79"	0.06	---
CSL-20211-SS304	2	SSS200244	2.6875"	2.79"	0.06	---
CSL-20212-SS304	2	SSS200248	2.7500"	2.79"	0.06	---
CSL-20214-SS304	2	SSS200256	2.8750"	2.79"	0.06	---

Project Information: For use with cam and groove fitting (CGE/CGE-XXX-SS1) I.D. Tolerance = +/-0.012"

CRIMPLOK SLEEVES STAINLESS 304 FOR 3" HOSE

PART#	SIZE	CAMPBELL PART	SLEEVE ID"	SLEEVE LENGTH"	WALL THICKNESS	LIST PRICE
CSL-30309-SS304	3	SSS300336	3.5625"	3.94"	0.10	---
CSL-30310-SS304	3	SSS300340	3.6250"	3.94"	0.10	---
CSL-30311-SS304	3	SSS300344	3.6875"	3.94"	0.10	---
CSL-30312-SS304	3	SSS300348	3.7500"	3.94"	0.10	---
CSL-30313-SS304	3	SSS300352	3.8125"	3.94"	0.10	---
CSL-30314-SS304	3	SSS300356	3.8750"	3.94"	0.10	---

Project Information: For use with cam and groove fitting (CGE/CGE-XXX-SS1) I.D. Tolerance = +/-0.012"

HOSE CLAMPS
HOSE CLAMPS

HOSE CLAMPS



	WORM GEAR		QUICK RELEASE
	MEGA & MAXI T-BOLT CLAMPS		SPRING LOADED T-BOLT
	CONSTANT TORQUE & V-BAND		DOUBLE BOLT CLAMP
	SPIRAL CLAMP MAXI CLAMP		MUFFLER & EXHAUST
	1 EAR, 2 EAR, GAPLESS		HAMMERLOCK & PUNCH-LOK
	TOOLS		NON-PERFORATED OR LINED BAND MARINE CLAMPS
	RUBBER LINED		HOSE FERRULES

WARNING: This product can expose you to chemicals, including Chromium, which are known to the State of California to cause cancer and birth defects or other reproductive harm. For more information, visit www.P65Warnings.ca.gov

300 & 600 WORM GEAR CLAMPS

HOSE CLAMPS

WORM GEAR CLAMPS

MINIATURE CLAMPS - 5/16" BAND



Stainless Steel band with Carbon Steel Housing and Screw

5/16" band, 1/4" screw

300 Series

- 1/4" Hex Slotted Carbon Steel Screw
- 5/16" Wide 301 Stainless Steel Band
- Carbon Steel Housing

Applications: For marine, agricultural, industrial and automotive uses. Corrosion resistance varies with stainless components.

Mechanically interlocked, 3 piece construction for service sealing pressure without spot welding.

PART #	DIA. RANGE		BOX/CASE	LIST PRICE
	MIN.	MAX.		
3000004	7/32"	5/8"	200/2400	---
3000005	7/16"	11/16"	200/2400	---
3000006	5/16"	7/8"	200/2400	---
3000008	7/16"	1"	200/1200	---
3000010	1/2"	1-1/16"	200/1200	---
3000012	9/16"	1-1/4"	200/1200	---
3000016	11/16"	1-1/2"	200/1200	---
3000020	7/8"	1-3/4"	200/1200	---

Stainless Steel band with Carbon Steel Housing and Screw

1/2" band, 5/16" screw

1/2" BAND CLAMPS



600 Series

- 5/16" Hex Slotted Carbon Steel Screw
- 1/2" Wide 201 Stainless Steel Band
- Carbon Steel Housing

Applications: A general purpose clamp for automobiles, plumbing, home and garden general clamping applications, with anti-corrosive properties varying with the number of components made from stainless steel.

- No PSI Rating
- 50lb/ Inch Torque Rating Die Set Function

PART #	#	DIA. RANGE		BAG/CASE	LIST PRICE
		MIN.	MAX.		
600006	6	3/8"	7/8"	100/600	---
600008	8	7/16"	1"	100/600	---
600010	10	9/16"	1-1/16"	100/600	---
600012	12	9/16"	1-1/4"	100/600	---
600016	16	11/16"	1-1/2"	100/600	---
600020	20	3/4"	1-3/4"	100/300	---
600024	24	1-1/16"	2"	100/300	---
600028	28	1-5/16"	2-1/4"	100/300	---
600032	32	1-9/16"	2-1/2"	100/300	---
600036	36	1-13/16"	2-3/4"	50/200	---
600040	40	2-1/16"	3"	50/200	---
600044	44	2-5/16"	3-1/4"	50/200	---
600048	48	2-9/16"	3-1/2"	50/200	---
600052	52	2-13/16"	3-3/4"	25/100	---
600056	56	3-1/16"	4"	25/100	---
600060	60	3-5/16"	4-1/4"	25/100	---
600064	64	2-1/2"	4-1/2"	25/100	---
600072	72	3"	5"	25/100	---
600080	80	3-1/2"	5-1/2"	10/100	---
600088	88	4"	6"	10/100	---
600096	96	4-1/2"	6-1/2"	10/100	---
600104	104	5"	7"	10/100	---

325 & 611 WORM GEAR CLAMPS

HOSE CLAMPS

MINIATURE CLAMPS - 5/16" BAND**325 Series**

- 1/4" Hex Slotted Carbon Steel Screw
- 5/16" Wide 301 Stainless Steel Band
- 301 Stainless Steel Housing

Applications: For agricultural, industrial and automotive uses. Corrosion resistance varies with stainless components.

Stainless Steel band and housing with Carbon Steel Screw

5/16" band, 1/4" screw

PART #	DIA. RANGE		BOX/CASE	LIST PRICE
	MIN.	MAX.		
325004	7/32"	5/8"	200/2400	---
325005	7/16"	11/16"	200/2400	---
325006	5/16"	7/8"	200/2400	---
325008	7/16"	1"	200/1200	---
325010	1/2"	1-1/16"	200/1200	---
325012	9/16"	1-1/4"	200/1200	---
325016	11/16"	1-1/2"	200/1200	---
325020	7/8"	1-3/4"	200/1200	---

Mechanically interlocked, 3 piece construction for service sealing pressure without spot welding.

Stainless Steel band and housing with Carbon Steel Screw

1/2" band, 5/16" screw

1/2" BAND CLAMPS**611 Series**

- 5/16" Hex Slotted Carbon Steel Screw
- 1/2" Wide 201 Stainless Steel Band
- 301 Stainless Steel Housing

Applications: The perfect clamp for automobiles, plumbing, home and garden general clamping applications, with anti-corrosive properties varying with the number of components made from stainless steel.

- No PSI Rating
- 50lb/ Inch Torque Rating Die Set Function

PART #	#	DIA. RANGE		BAG/CASE	LIST PRICE
		MIN.	MAX.		
611006	6	3/8"	7/8"	100/600	---
611008	8	7/16"	1"	100/600	---
611010	10	9/16"	1-1/16"	100/600	---
611012	12	9/16"	1-1/4"	100/600	---
611016	16	11/16"	1-1/2"	100/600	---
611020	20	3/4"	1-3/4"	100/300	---
611024	24	1-1/16"	2"	100/300	---
611028	28	1-5/16"	2-1/4"	100/300	---
611032	32	1-9/16"	2-1/2"	100/300	---
611036	36	1-13/16"	2-3/4"	50/200	---
611040	40	2-1/16"	3"	50/200	---
611044	44	2-5/16"	3-1/4"	50/200	---
611048	48	2-9/16"	3-1/2"	50/200	---
611052	52	2-13/16"	3-3/4"	25/100	---
611056	56	3-1/16"	4"	25/100	---
611060	60	3-5/16"	4-1/4"	25/100	---
611064	64	2-1/2"	4-1/2"	25/100	---
611072	72	3"	5"	25/100	---
611080	80	3-1/2"	5-1/2"	10/100	---
611088	88	4"	6"	10/100	---
611096	96	4-1/2"	6-1/2"	10/100	---
611104	104	5"	7"	10/100	---
611116	116	5-3/4"	7-3/4"	100/100	---
611128	128	6-1/2"	8-1/2"	100/100	---
611152	152	2"	10"	100/100	---
611164	164	1-3/4"	10-3/4"	100/100	---
611176	176	9-1/4"	11-1/4"	100/100	---
611188	188	2-1/16"	12-1/4"	100/100	---
611200	200	11"	13"	100/100	---
611212	212	11-3/4"	13-3/4"	100/100	---
611224	224	12-1/2"	14-1/2"	100/100	---
611248	248	10-3/4"	16"	100/100	---
611270	270	15-3/8"	17-3/8"	100/100	---
611312	312	18"	20"	100/100	---
611332	332	19-1/8"	21-1/4"	100/100	---
611390	390	22-7/8"	24-7/8"	100/100	---

WARNING: This product can expose you to chemicals, including Chromium, which are known to the State of California to cause cancer and birth defects or other reproductive harm. For more information, visit www.P65Warnings.ca.gov

350 & 620 WORM GEAR CLAMPS

HOSE CLAMPS

MINIATURE CLAMPS - 5/16" BAND



350 Series

- 1/4" Hex Slotted 410 Stainless Steel Screw
- 5/16" Wide 301 Stainless Steel Band
- 301 stainless Steel Housing
- 6mm thick


All Stainless Steel
5/16" band, 1/4" screw

PART #	DIA. RANGE		BOX/CASE	LIST PRICE
	MIN.	MAX.		
350004	7/32"	5/8"	200/2400	---
350005	7/16"	11/16"	200/2400	---
350006	5/16"	7/8"	200/2400	---
350008	7/16"	1"	200/1200	---
350010	1/2"	1-1/16"	200/1200	---
350012	9/16"	1-1/4"	200/1200	---
350016	11/16"	1-1/2"	200/1200	---
350020	7/8"	1-3/4"	200/1200	---

Applications: For agricultural, industrial and automotive uses. Corrosion resistance varies with stainless components.

Mechanically interlocked, 3 piece construction for service sealing pressure without spot welding.

1/2" WIDE BAND CLAMPS (12.70MM)



620 Series

- 5/16" Hex Slotted 305 Stainless Steel Screw
- 1/2" Wide 301 Stainless Steel Band
- 301 Stainless Steel Housing
- 6mm Thickness
- Use for underground and other high corrosive applications.
- For a sure grip application.
- Especially suited to industrial applications

All Stainless Steel
1/2" band, 5/16" screw

PART #	#	DIA. RANGE		BOX/CASE	LIST PRICE
		MIN.	MAX.		
620006	6	3/8"	7/8"	100/600	---
620008	8	7/16"	1"	100/600	---
620010	10	9/16"	1-1/16"	100/600	---
620012	12	9/16"	1-1/4"	100/600	---
620016	16	11/16"	1-1/2"	100/600	---
620020	20	3/4"	1-3/4"	100/300	---
620024	24	1-1/16"	2"	100/300	---
620028	28	1-5/16"	2-1/4"	100/300	---
620032	32	1-9/16"	2-1/2"	100/300	---
620036	36	1-13/16"	2-3/4"	50/200	---
620040	40	2-1/16"	3"	50/200	---
620044	44	2-5/16"	3-1/4"	50/200	---
620048	48	2-9/16"	3-1/2"	50/200	---
620052	52	2-13/16"	3-3/4"	25/100	---
620056	56	3-1/16"	4"	25/100	---
620060	60	3-5/16"	4-1/4"	25/100	---
620064	64	2-1/2"	4-1/2"	25/100	---
620072	72	3"	5"	25/100	---
620080	80	3-1/2"	5-1/2"	10/100	---
620088	88	4"	6"	10/100	---
620096	96	4-1/2"	6-1/2"	10/100	---
620104	104	5"	7"	10/100	---
620116	116	5-3/4"	7-3/4"	100/100	---
620128	128	6-1/2"	8-1/2"	100/100	---
620152	152	2"	10"	100/100	---
620164	164	1-3/4"	10-3/4"	100/100	---
620176	176	9-1/4"	11-1/4"	100/100	---
620188	188	9.9"	12-1/4"	100/100	---
620200	200	11"	13"	100/100	---
620212	212	11-3/4"	13-3/4"	100/100	---
620224	224	12-1/2"	14-1/2"	100/100	---
620248	248	10-3/4"	16"	100/100	---
620270	270	15-3/8"	17-3/8"	100/100	---
620312	312	18"	20"	100/100	---
620332	332	19-1/8"	21-1/4"	100/100	---
620390	390	22-7/8"	24-7/8"	100/100	---

WARNING: This product can expose you to chemicals, including Chromium, which are known to the State of California to cause cancer and birth defects or other reproductive harm. For more information, visit www.P65Warnings.ca.gov

CLAMPS


#316 MARINE WORM GEAR CLAMPS

HOSE CLAMPS

MINIATURE CLAMPS - 5/16" BAND

All #316 SS for Marine Environments

5/16" band, 1/4" screw

**350SS Series**

- 1/4" Hex Slotted 316 Stainless Steel Screw
- 316 Stainless Steel Band
- 8mm wide
- 6 mm thick
- 316 stainless Steel Housing

PART #	DIA. RANGE		BOX/CASE	LIST PRICE
	MIN.	MAX.		
350004SS	7/32"	5/8"	200/2400	---
350005SS	7/16"	11/16"	200/2400	---
350006SS	5/16"	7/8"	200/2400	---
350008SS	7/16"	1"	200/1200	---
350010SS	1/2"	1-1/16"	200/1200	---
350012SS	9/16"	1-1/4"	200/1200	---
350016SS	11/16"	1-1/2"	200/1200	---
350020SS	7/8"	1-3/4"	200/1200	---

Applications: For marine, agricultural, industrial and automotive uses. Corrosion resistance varies with stainless components.

Mechanically interlocked, 3 piece construction for service sealing pressure without spot welding.

1/2" WIDE BAND CLAMPS (12.70MM)

All #316 SS for Marine Environments

1/2" band, 5/16" screw

**620SS Series**

- 5/16" Hex Slotted 316 Stainless Steel Screw
- 1/2" Wide 316 Stainless Steel Band
- 316 Stainless Steel Housing

- 6mm Thickness
- Use for marine, underground and other high corrosive applications.


ALL 316SS PART #	#	DIA. RANGE		BOX/CASE	LIST PRICE
		MIN.	MAX.		
620006SS	6	3/8"	7/8"	100/600	---
620008SS	8	7/16"	1"	100/600	---
620010SS	10	9/16"	1-1/16"	100/600	---
620012SS	12	9/16"	1-1/4"	100/600	---
620016SS	16	11/16"	1-1/2"	100/600	---
620020SS	20	3/4"	1-3/4"	100/300	---
620024SS	24	1-1/16"	2"	100/300	---
620028SS	28	1-5/16"	2-1/4"	100/300	---
620032SS	32	1-9/16"	2-1/2"	100/300	---
620036SS	36	1-13/16"	2-3/4"	50/200	---
620040SS	40	2-1/16"	3"	50/200	---
620044SS	44	2-5/16"	3-1/4"	50/200	---
620048SS	48	2-9/16"	3-1/2"	50/200	---
620052SS	52	2-13/16"	3-3/4"	25/100	---
620056SS	56	3-1/16"	4"	25/100	---
620060SS	60	3-5/16"	4-1/4"	25/100	---
620064SS	64	2-1/2"	4-1/2"	25/100	---
620072SS	72	3"	5"	25/100	---

QUICK RELEASE

500/550 SERIES


These clamps feature a unique quick release design between the one piece housing and band allowing for quick and easy installation in restricted or difficult areas.

Applications: Quick release action permits easy installation in applications where clamp must be opened to be applied. Quick release clamps are used extensively in the telecommunications industry on cable enclosures where open air application demands durability.



- 500 Series
- 5/16" Hex Slotted Carbon Steel Screw
 - 1/2" 301 Stainless Steel band
 - 301 Stainless Steel Housing
 - 410 Stainless Steel Bridge

Open/Close design allows easy installation.



- 550 Series
- 5/16" Hex Slotted 410 Stainless Steel Screw
 - 1/2" 301 Stainless Steel band
 - 301 Stainless Steel Housing
 - 410 Stainless Steel Bridge

PART #	LIST PRICE	#	DIA. RANGE		PART #	LIST PRICE
			MIN.	MAX.		
500012	---	12	1/2"	1-1/4"	550012	---
	---	20	3/4"	1-3/4"	550020	---
	---	28	1"	2-1/4"	550028	---
	---	36	1"	2-3/4"	550036	---
	---	48	1-1/2"	3-1/2"	550048	---
	---	56	1"	4"	550056	---
	---	72	2"	5"	550072	---
500088	---	88	2-1/16"	6"	550088	---
500104	---	104	1-3/4"	7"	550104	---
500128	---	128	1-3/4"	8-9/16"	550128	---
500152	---	152	2"	10"	550152	---
500188	---	188	2-1/16"	12-5/16"	550188	---
500216	---	216	10-3/16"	14"	550216	---
500248	---	248	10-3/4"	16"	550248	---
500280	---	280	14-1/4"	18"	550280	---
		312	14"	20"	550312	---

WARNING: This product can expose you to chemicals, including Chromium, which are known to the State of California to cause cancer and birth defects or other reproductive harm. For more information, visit www.P65Warnings.ca.gov

T-BOLT CLAMPS

HOSE CLAMPS

T-BOLT CLAMPS

- All designs meet SAE J1508 specifications.
- .025" Band Thickness
- 3/4" Wide Band
- Band Material: 301 Series Stainless Steel
- Bolt Material: 304 Series Stainless Steel
- Nut Material: 304 Series Stainless Steel
- Nuts are Self-locking
- Torque Rating 75 in/lb

Opens 1/16" above and tightens 1/8" smaller than nominal I.D. for a total of 3/16" range for clamps sizes 150 through 250. Opens 1/16" above and tightens 7/32" smaller than nominal I.D. for clamps sizes 256 through 750.



Purpose: To provide a quick, yet effective means of clamping a variety of fittings to a wide range of hose. T-Bolts can be applied with a standard 7/16" socket wrench. They provide 3600 sealing surface by using a shoe or formed bridge.

Services: The T-Bolt clamp is a high strength, reliable clamp with numerous applications in both the commercial and industrial markets including hose and ductwork connections for air, oil, water, other types of low pressure fluid lines, engine air intake, exhaust, hose and filters.

ALL STAINLESS STEEL

PART#	NOMINAL SIZE	O.D. RANGE		LIST PRICE
		FROM:	TO:	
840131	1-1/4	1-5/32"	1-15/32"	---
840150	1-1/2	1-3/8"	1-9/16"	---
840175	1-3/4	1-5/8"	1-13/16"	---
840188	1-7/8	1-3/4"	1-15/16"	---
840200	2	1-7/8"	2-1/16"	---
840225	2-1/4	2-1/8"	2-5/16"	---
840238	2-3/8	2-1/4"	2-7/16"	---
840250	2-1/2	2-3/8"	2-9/16"	---
840256	2-9/16	2-11/32"	2-5/8"	---
840263	2-5/8	2-13/32"	2-11/16"	---
840275	2-3/4	2-17/32"	2-13/16"	---
840288	2-7/8	2-21/32"	2-15/16"	---
840300	3	2-25/32"	3-1/16"	---
840312	3-1/8	2-29/32"	3-3/16"	---
840325	3-1/4	3-1/32"	3-5/16"	---
840350	3-1/2	3-9/32"	3-9/16"	---
840375	3-3/4	3-17/32"	3-13/16"	---
840382	3-53/64	3-19/32"	3-7/8"	---
840400	4	3-25/32"	4-1/16"	---
840425	4-1/4	4-1/32"	4-5/16"	---
840450	4-1/2	4-9/32"	4-9/16"	---
840475	4-3/4	4-17/32"	4-13/16"	---
840500	5	4-25/32"	5-1/16"	---
840525	5-1/4	5-1/32"	5-5/16"	---
840550	5-1/2	5-9/32"	5-9/16"	---
840575	5-3/4	5-17/32"	5-13/16"	---
840600	6	5-25/32"	6-1/16"	---
840625	6-1/4	6-1/32"	6-5/16"	---
840650	6-1/2	6-9/32"	6-9/16"	---
840675	6-3/4	6-17/32"	6-13/16"	---
840700	7	6-25/32"	7-1/16"	---
840750	7-1/2	7-9/32"	7-9/16"	---
840800	8	7-25/32"	8-1/16"	---
840850	8-1/4	8-9/32"	8-9/16"	---
840888	8-7/8	8-21/32"	8-15/16"	---
8401088	10-7/8	10-21/32"	10-15/16"	---

WARNING: This product can expose you to chemicals, including Chromium, which are known to the State of California to cause cancer and birth defects or other reproductive harm. For more information, visit www.P65Warnings.ca.gov

SPRING LOADED T-BOLT

HOSE CLAMPS

SPRING LOADED T-BOLT HOSE CLAMP

- Per SAE standard J1508 Type "SLTB"
- .025 Band Thickness
- 3/4 (19mm) band width
- Heavy duty springs
- Band Material: 300 stainless
- T-bolt: Carbon steel w/ zinc plating
- Housing (Bridge): 300 Stainless
- Hex nut: Carbon Steel, Nylon insert
- Torque rating: 150 in-lbs (8.5 mm)



Purpose: To provide constant tension performance to compensate for the expansion and contraction when temperatures fluctuate. Provides high strength and a 360° seal. Tighten with a 7/16" wrench or hex nutdriver.

Services: Designed for use in high vibration and large diameter applications common in heavy trucks, industrial machinery, off road equipment, agricultural irrigation and machinery, for air intake and coolant adapter

PART #	SAE #	MIN - MAX	WGT	BOX QTY	LIST PRICE
844213	40	2.13 - 2.44	0.170	100	---
844225	44	2.25 - 2.56	0.174	100	---
844238	48	2.38 - 2.69	0.179	100	---
844250	52	2.50 - 2.81	0.181	100	---
844263	56	2.63 - 2.94	0.183	100	---
844275	60	2.75 - 3.06	0.185	100	---
844300	68	3 - 3.31	0.187	100	---
844306	70	3.06 - 3.38	0.190	100	---
844313	72	3.13 - 3.44	0.192	100	---
844325	76	3.25 - 3.56	0.194	100	---
844338	80	3.38 - 3.69	0.196	100	---
844350	84	3.50 - 3.81	0.196	100	---
844356	86	3.56 - 3.88	0.196	100	---
844363	88	3.63 - 3.94	0.198	100	---
844375	92	3.75 - 4.06	0.198	100	---
844406	102	4.06 - 4.38	0.203	100	---
844413	104	4.13 - 4.44	0.209	100	---
844425	108	4.25 - 4.56	0.214	100	---
844456	118	4.56 - 4.88	0.216	100	---
844500	132	5 - 5.31	0.218	100	---
844525	140	5.25 - 5.56	0.220	100	---
844600	164	6 - 6.31	0.223	100	---
844625	172	6.25 - 6.56	0.225	100	---

Automatically adjust diameter for hose expansion and contraction due to temperature changes.

CONSTANT TORQUE/ V-BAND

HOSE CLAMPS

CONSTANT TORQUE HOSE CLAMPS

- All designs meet SAE J1508 specifications type "SLHD"
- .028 Band thickness
- Band material: 304 thickness
- Band width: 9/16" for 45in-lb
5/8" for 90in-lb
- Band material: 304 stainless
- Housing: 304 stainless steel
- Bridge: 410 stainless steel
- Hex screw: 410 stainless steel



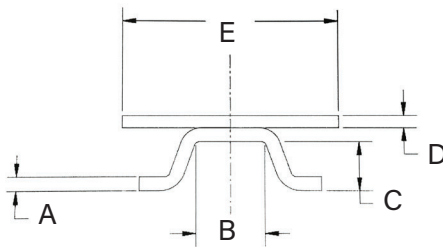
Purpose: To eliminate leaks by automatically increasing or decreasing the clamps diameter, decreasing the need for retightening. Constant torque clamps have an extended tail on the band to protect soft hose or tube from being cut.

Services: Constant torque clamps are an excellent choice for fluctuating and extreme temperature applications and thermal compensation.

PART #	CLAMPING RANGE	BAND WIDTH	TORQUE	SCREW SIZE	WGT	BOX QTY	LIST PRICE
842010	9/16" - 1 1/16"	9/16"	72 in-lb	5/16"	0.106	100	---
842012	11/16" - 1 1/4"	9/16"	72 in-lb	5/16"	0.108	100	---
842016	13/16" - 1 1/2"	9/16"	72 in-lb	5/16"	0.112	100	---
842020	13/16" - 1 3/4"	9/16"	72 in-lb	5/16"	0.119	100	---
842024	1 1/16" - 2"	9/16"	72 in-lb	5/16"	0.121	100	---
842200	1 1/4" - 2 1/8"	5/8"	130 in-lb High	3/8"	0.207	100	---
842250	1 3/4" - 2 5/8"	5/8"	130 in-lb High	3/8"	0.216	100	---
842300	2 1/4" - 3 1/8"	5/8"	130 in-lb High	3/8"	0.220	100	---
842350	2 3/4" - 3 5/8"	5/8"	130 in-lb High	3/8"	0.225	100	---
842400	3 1/4" - 4 1/8"	5/8"	130 in-lb High	3/8"	0.231	100	---
842450	3 3/4" - 4 5/8"	5/8"	130 in-lb High	3/8"	0.238	100	---
842500	4 1/4" - 5 1/8"	5/8"	130 in-lb High	3/8"	0.256	100	---
842550	4-3/4"-5-5/8"	5/8"	130 in-lb High	3/8"	0.284	100	---

V-BAND HOSE CLAMPS

- Band thickness: see chart
- Band width: see chart
- Band material: 300 stainless
- Trunnion: 300 stainless
- 1/4" T-bolt: 300 Zi ac plated steel



Purpose: to provide a fast, secure coupling for connecting flanged joints.

Services: V-Band clamps feature high strength and positive sealing integrity for applications including: heavy duty diesel engine exhaust and turbochargers, filter housings, emissions and general industrial applications.

PART#	NOMINAL DIAMETER	V-INSERT SECTIONS			BANDS		WGT	BOX QTY	LIST PRICE
		A	B	C	D	E			
843321	3.21	0.050	0.262	0.141	0.035	0.750	0.525	100	---
843382	3.82	0.077	0.207	0.281	0.040	0.875	0.531	100	---
843388	3.88	0.050	0.400	0.281	0.040	0.875	0.536	100	---
843450	4.50	0.077	0.207	0.281	0.040	0.875	0.547	100	---
843461	4.61	0.050	0.156	0.281	0.035	0.750	0.549	100	---
843475	4.75	0.050	0.400	0.281	0.040	0.875	0.553	100	---
843525	5.25	0.050	0.262	0.141	0.035	0.750	0.567	100	---
843588	5.88	0.050	0.400	0.281	0.040	0.875	0.575	100	---

MUFFLER CLAMPS

Muffler Clamps are designed with elongated and tapered holes that pulls the legs around the pipe as the nuts tighten, making a tight seal. Other clamp legs do not wrap around the pipe, they stay straight and the clamp only connects at two points.

- Carbon steel band, housing and bridge
- All muffler clamps are zinc plated for superior corrosion resistance
- Heavy duty U-Bolt and band construction
- 3/8 U-bolt
- Base 2.4mm

SADDLE



PART #	SIZE	WGT	BOX QTY	LIST PRICE
841175	1-3/4"	0.335	50	---
841200	2"	0.410	50	---
841250	2-1/2"	0.448	50	---
841300	3"	0.582	50	---
841350	3-1/2"	0.741	50	---
841400	4"	0.847	25	---
841450	4-1/2"	1.023	25	---
841500	5"	1.067	25	---

GUILLOTINE - PROVIDES A COMPLETE 360° HEAVY DUTY SEAL



PART #	SIZE	WGT	BOX QTY	LIST PRICE
841040	4"	0.820	25	---
841045	4-1/2"	0.847	25	---
841050	5"	0.988	25	---

WARNING: This product can expose you to chemicals, including Cobalt, which are known to the State of California to cause cancer. For more information, visit www.P65Warnings.ca.gov

EXHAUST HOSE CLAMPS

EXHAUST CLAMPS

Complete with:

- One metal band - 76mm width
- One spacer
- Two bolts
- Two reaction blocks
- Individually boxed

- Pre-attached hardware for easy and accurate installation.

- Conforms to pipe and flex tubing to create the best seal available without distorting any pipes.

ALUMINIZED STEEL LAP CLAMPS

- .7mm band thickness
- 76mm band width



PART #	SIZE	WGT	BOX QTY	LIST PRICE
846350	3.50"	1.102	50	---
846400	4"	1.146	50	---
846500	5"	1.235	50	---

STAINLESS STEEL LAP CLAMPS

- .5mm band thickness
- 76mm band width



PART #	SIZE	WGT	BOX QTY	LIST PRICE
847200	2"	0.926	50	---
847250	2.50"	0.970	50	---
847275	2.75"	0.992	50	---
847300	3"	1.014	50	---
847350	3.50"	1.058	50	---
847400	4"	1.102	50	---
847500	5"	1.190	50	---
847600	6"	1.279	50	---

STAINLESS STEEL EASY-FORM CLAMPS

- .5mm band thickness
- 76mm band width



PART #	SIZE	WGT	BOX QTY	LIST PRICE
848500	5"	1.190	50	---

WARNING: This product can expose you to chemicals, including chromium, which are known to the State of California to cause cancer and birth defects or other reproductive harm. For more information, visit www.P65Warnings.ca.gov



HOSE CLAMPS

HOSE CLAMPS

DOUBLE BOLT CLAMPS



R88 Series

Rugged, heavy duty two bolt clamps without saddles

Zinc plated ductile iron clamp

Zinc plated carbon steel bolt and nuts

PART #	SIZE	SIZE RANGE	MAX TORQUE FT LBS	LIST PRICE
R88DB-12-DP*	1-1/8	1-1/8" - 1-1/4"	15	---
R88DB-16-DP*	1-3/8	1-3/8" - 1-1/2"	20	---
R88DB-20-DP*	1-5/8	1-5/8" - 1-3/4"	25	---
R88DB-24-DP*	2	2" - 2-1/8"	25	---
R88DB-32-DP*	2-1/4	2-1/4" - 2-3/8"	30	---

SC SPIRAL CLAMP SERIES

Spiral wound clamps specifically designed for use on heavily corrugated suction hoses. Available in left hand (counter clockwise) and right hand (clockwise) spiral. Zinc plated steel construction.



PART #	LIST	HOSE ID	O.D. RANGE MM	PART #	LIST PRICE
SC-200R-SP*	---	2"	51 - 56	SC-200L-SP	---
SC-300R-SP*	---	3"	76 - 90	SC-300L-SP	---
SC-400R-SP*	---	4"	106 - 118	SC-400L-SP	---
SC-600R-SP*	---	6"	151 - 170	SC-600L-SP	---

DOUBLE BOLT CLAMPS



IMPORT

DBC Series

Rugged, heavy duty two bolt clamps with saddles

Zinc plated ductile iron clamps and saddles

Zinc plated carbon steel bolt and nuts

PART #	SIZE	SIZE RANGE	MAX TORQUE FT LBS	LIST PRICE
DBC-400-DP*	3-1/2	3-1/2" - 4"	40	---
DBC-525-DP*	4-3/16	4-3/16" - 5"	60	---
DBC-675-DP*	6-1/8	6-1/8" - 6-7/8"	60	---
DBC-875-DP*	8-1/4	8-1/4" - 8-7/8"	125	---
DBC-988-DP*	8-15/16	8-15/16" - 9-7/8"	125	---
DBC-1275-DP*	11-3/16	11-3/16" - 13"	125	---
DBC-1360-DP	12-3/16	12-3/16" - 14"	200	---



HOSE CLAMPS

HOSE CLAMPS

MEGA CLAMPS

Rugged heavy duty wide band clamps for use in medium duty air and water, general industrial, automotive, food and agricultural applications.

MEGAKLAMP

IMPORT

Megaklamp Series

Clamp sizes for hose O.D. from 17 mm to 252 mm

Yellow zinc plated steel Band/Bridge/Trunnion/Sleeve/Bolt

Band gauge from 0.6 mm to 1.7 mm depending upon clamp size

Band width from 18 mm to 26 mm depending upon clamp size

Bolt size from 5 mm to 10 mm depending upon clamp size

PART #	SIZE MM	DECIMAL MIN"	DECIMAL MAX"	WIDTH	LIST PRICE
MKL-019-SP	17-19	0.67	0.75	1.02	---
MKL-022-SP	20-22	0.79	0.87	1.02	---
MKL-025-SP	23-25	0.87	0.98	1.02	---
MKL-028-SP	26-28	1.02	1.10	1.02	---
MKL-031-SP	29-31	1.14	1.22	1.02	---
MKL-035-SP	32-35	1.26	1.38	1.02	---
MKL-039-SP	36-39	1.42	1.54	1.02	---
MKL-043-SP	40-43	1.57	1.69	0.87	---
MKL-047-SP	44-47	1.73	1.85	0.87	---
MKL-051-SP	48-51	1.89	2.01	0.87	---
MKL-055-SP	52-55	2.05	2.17	0.87	---
MKL-059-SP	56-59	2.20	2.32	0.87	---
MKL-063-SP	60-63	2.36	2.48	0.87	---
MKL-067-SP	64-67	2.52	2.64	0.94	---
MKL-073-SP	68-73	2.68	2.87	0.94	---
MKL-079-SP	74-79	2.91	3.11	0.94	---
MKL-085-SP	80-85	3.15	3.35	0.94	---

M6 MAXI CLAMP LIGHT

IMPORT

M6 Maxiclamp Series

Clamp sizes for hose O.D. from 23 mm to 43 mm

Silver (clear) zinc plated steel Band/Bridge/Trunnion/Sleeve/Bolt

Band gauge from 0.6 mm to 0.8 mm depending upon clamp size

Band width from 18 mm to 20 mm depending upon clamp size

Bolt size from 5 mm to 6 mm depending upon clamp size

PART #	SIZE MM	DECIMAL MIN"	DECIMAL MAX"	WIDTH	LIST PRICE
M6-23	23-25	0.87	1.01	0.71	---
M6-26	26-28	1.02	1.13	0.71	---
M6-29	29-31	1.14	1.25	0.79	---
M6-32	32-35	1.26	1.41	0.79	---

M6 STAINLESS MAXI CLAMP LIGHT

PART #	SIZE MM	DECIMAL MIN"	DECIMAL MAX"	WIDTH	LIST PRICE
M6S-23	23-25	0.87	1.01	0.71	---
M6S-29	29-31	1.14	1.25	0.79	---
M6S-32	32-35	1.26	1.41	0.79	---
M6S-36	36-39	1.42	1.56	0.79	---
M6S-40	40-43	1.57	1.72	0.79	---

WARNING: This product can expose you to chemicals, including Chromium, which are known to the State of California to cause cancer and birth defects or other reproductive harm. For more information, visit www.P65Warnings.ca.gov



HOSE CLAMPS

HOSE CLAMPS

M8 MAXI CLAMP STANDARD

IMPORT



M8 Maxiclamp Series

Clamp sizes for hose O.D. from 44 mm to 130 mm

Silver (clear) zinc plated steel Band/Bridge/Trunnion/Sleeve

8 mm silver zinc plated bolt

Band gauge from 1.2 mm to 1.5 mm depending upon clamp size

Band width from 22 mm to 24 mm depending upon clamp size

PART #	SIZE MM	DECIMAL MIN"	DECIMAL MAX"	WIDTH	LIST PRICE
M8-52	52-55	2.05	2.17	0.87	---
M8-56	56-59	2.20	2.35	0.87	---
M8-60	60-63	2.36	2.51	0.87	---
M8-64	64-67	2.52	2.67	0.87	---
M8-74	74-79	2.91	3.14	0.94	---
M8-80	80-85	3.15	3.38	0.94	---
M8-86	86-91	3.39	3.61	0.94	---
M8-98	98-103	3.86	4.08	0.94	---
M8-104	104-112	4.09	4.44	0.94	---
M8-113	113-121	4.45	4.79	0.94	---

M8 MAXI CLAMP STANDARD



IMPORT

M8S Maxiclamp Series

Clamp sizes for hose O.D. from 44 mm to 130 mm

301 Stainless steel Band/Bridge/Trunnion/Sleeve

8 mm A2-70 Stainless steel bolt

0.8 mm thick band

Band width from 22 mm to 24 mm depending upon clamp size

PART #	SIZE MM	DECIMAL MIN"	DECIMAL MAX"	WIDTH	LIST PRICE
M8S-44	44-47	1.73	1.88	0.87	---
M8S-48	48-51	1.89	2.04	0.87	---
M8S-52	52-55	2.05	2.17	0.87	---
M8S-56	56-59	2.20	2.35	0.87	---
M8S-60	60-63	2.36	2.51	0.87	---
M8S-64	64-67	2.52	2.67	0.87	---
M8S-68	68-73	2.68	2.90	0.94	---
M8S-74	74-79	2.91	3.14	0.94	---
M8S-80	80-85	3.15	3.38	0.94	---
M8S-86	86-91	3.39	3.61	0.94	---
M8S-92	92-97	3.62	3.85	0.94	---
M8S-98	98-103	3.86	4.08	0.94	---
M8S-104	104-112	4.09	4.44	0.94	---
M8S-113	113-121	4.45	4.79	0.94	---
M8S-122	122-130	4.80	5.15	0.94	---
M8S-131	131-139	5.16	5.50	1.02	---
M8S-149	149-161	5.87	6.37	1.02	---

M10 MAXI CLAMP HEAVY

IMPORT



M10S Maxiclamp Series

Select sizes available

301 Stainless steel Band/Bridge/Trunnion/Sleeve

10 mm A2-70 Stainless steel bolt

1.7 mm thick x 26 mm wide band

PART #	SIZE MM	DECIMAL MIN"	DECIMAL MAX"	WIDTH	LIST PRICE
M10-149	149-161	5.87	6.37	1.02	---
M10-188	188-200	7.40	7.86	1.02	---
M10-201	201-213	7.91	8.42	1.02	---
M10-227	227-239	8.94	9.44	1.02	---
M10-240	240-252	9.45	9.92	1.02	---

CARBON STEEL 1-EAR

HOSE CLAMPS

CARBON STEEL 1-EAR CLAMPS

1-Ear Clamps are intended for low pressure applications such as automotive (not fuel lines), appliances, industrial machinery, underground irrigation systems and beverage dispensing equipment. They are specifically designed for mass production applications where inexpensive clamps are needed.

Pressure:

As a guideline, 1-Ear Clamps have held
30 bar - 441 psi.

This was done using a static water pressure test.

- 100 PER BAG

**Material:**

Hot dipped galvanized carbon steel band - G90

PART #	REF#	NOMINAL SIZE	INCHES		LIST PRICE
			CLOSE	OPEN	
1050000	105	3/8"	0.350	0.414	---
1050001	113	7/16"	0.381	0.444	---
1050002	123	15/32"	0.394	0.486	---
1050003	133	1/2"	0.453	0.524	---
1050006	140	35/64"	0.472	0.551	---
1050007	145	9/16"	0.496	0.571	---
1050008	157	5/8"	0.543	0.618	---
1050009	170	11/16"	0.594	0.669	---
1050010	185	23/32"	0.618	0.728	---
1050011	198	3/4"	0.669	0.779	---
1050012	210	13/16"	0.716	0.827	---
1050013	226	7/8"	0.779	0.890	---
1050014	241	15/16"	0.839	0.949	---
1050015	256	1"	0.898	1.008	---
1050016	271	1-1/16"	0.945	1.067	---
1050017	286	1-1/8"	1.004	1.126	---
1050018	301	1-3/16"	1.063	1.185	---
1050020	331	1-5/16"	1.181	1.303	---
1050021	346	1-3/8"	1.240	1.362	---
1050023	376	1-15/32"	1.358	1.480	---
1050025	396	1-9/16"	1.437	1.559	---
1050026	410	1-5/8"	1.492	1.614	---
1050029	455	1-3/4"	1.669	1.791	---
1050030	470	1-16/16"	1.728	1.850	---
1050032	500	1-15/16"	1.846	1.968	---
1050033	515	2"	1.905	2.028	---

WARNING: This product can expose you to chemicals, including Cobalt, which are known to the State of California to cause cancer. For more information, visit www.P65Warnings.ca.gov



2 EAR AND GAPLESS

HOSE CLAMPS

2-EAR CLAMPS

2-Ear Clamps are especially suited for industrial use and with heavily vibrating equipment.

This is a medium pressure clamp and is widely used for maintenance and OEM applications. Rubber hose, plastic tubing, coaxial and electrical cable, rope, etc. are all easily clamped. These clamps are installed on air, fluid, gas and steam lines. The one piece design offers a positive, tamper-proof seal without damaging the hose.

PRESSURE:

As a guideline, 2-Ear Clamps successfully seal at 54 bar - 800 psi with 35 pulsating strokes a minute.

MATERIAL:

Zinc plated carbon steel
SAE 1008/1010 or DIN 1.0338
Stainless steel tubing
UNS S30400 or DIN 1.4301



• 100 PER BAG

Note: When ordering your 2-Ear Clamps select nominal clamp size nearest to, but always larger than, O.D. of material to be clamped after insert has been fitted.

ZINC PLATED CARBON STEEL

PART #	NOMINAL SIZE	INCHES		LIST PRICE
		CLOSE	OPEN	
1010002	3/16"	0.134	0.197	
1010008	5/16"	0.276	0.354	
1010011	3/8"	0.319	0.433	
1010016	1/2"	0.425	0.512	
1010019	9/16"	0.492	0.591	
1010022	19/32"	0.551	0.669	
1010024	5/8"	0.591	0.709	
1010027	3/4"	0.638	0.787	

STAINLESS STEEL

PART #	NOMINAL SIZE	INCHES		LIST PRICE
		CLOSE	OPEN	
1510003	1/4"	0.197	0.276	
1510004	5/16"	0.276	0.354	
1510023	3/8"	0.319	0.433	
1510006	1/2"	0.425	0.512	
1510007	9/16"	0.492	0.591	
1510008	19/32"	0.551	0.669	
1510009	5/8"	0.591	0.709	
1510010	3/4"	0.638	0.787	
1510011	13/16"	0.709	0.866	
1510012	7/8"	0.748	0.906	
1510013	15/16"	0.827	0.984	
1510014	1"	0.886	1.063	
1510016	1-1/8"	1.035	1.221	
1510019	1-9/16"	1.260	1.457	
1510020	1-1/2"	1.378	1.575	

Minimum QTYs may apply

GAPLESS EAR CLAMPS

Features

- Assured clamping seal
- For low durometer and/ or thin-walled hose/ tubing
- Perfect for silicon, vinyl, polyurethane or other high tech materials used in all industries.
- Once installed, smooth inner band circumference prevents damage to the hose while the unique tongue-in-groove design provides a 360° seal
- There are no steps or gaps inside clamp



Material

- Stainless steel tubing UNS S30400 or DIN 1.4301

• 100 PER BAG

PART #	NOMINAL SIZE	BAND WIDTH	INCHES		LIST PRICE
			CLOSE	OPEN	
16700001	9/32"	5mm	0.228	0.276	
16700004	3/8"	5mm	0.307	0.374	
16700007	7/16"	5mm	0.378	0.445	
16700010	1/2"	7mm	0.425	0.524	
16700012	35/64"	7mm	0.453	0.551	
16700013	9/16"	7mm	0.472	0.571	
16700016	5/8"	7mm	0.520	0.618	
16700017	11/16"	7mm	0.571	0.669	
16700022	3/4"	7mm	0.654	0.780	
16700024	13/16"	7mm	0.701	0.827	

HOSE CLAMPS

HOSE CLAMPS

EAR CLAMPS**2-EAR PINCH CLAMPS**

Robust, durable one-piece design offers positive, tamper resistant seal for air and fluid media lines smooth edges prevent damage to hose designed for one time use only

CIRCLE CLAMP 2 EAR

White zinc plated carbon steel



PART #	SIZE	CLOSED	OPEN	LIST PRICE
CC-1113	1/2	0.433	0.512	---
CC-1315	9/16	0.512	0.591	---
CC-1517	19/32	0.591	0.669	---
CC-1518	5/8	0.591	0.709	---
CC-1720	3/4	0.669	0.787	---
CC-2023	7/8	0.787	0.906	---
CC-2225	15/16	0.866	0.984	---
CC-2327	1	0.906	1.063	---
CC-2528	1-1/16	0.984	1.102	---
CC-2731	1-1/8	1.063	1.220	---
CC-3134	1-5/16	1.220	1.339	---
CC-3740	1-1/2	1.457	1.575	----

HAMMERLOCK CLAMPS**HAMMERLOCK CPHL SERIES**

Double wrapped galvanized steel band preformed to a given diameter and ready for application.



IMPORT



PART #	SIZE	WIDTH	LIST PRICE
CPHL-03	1-3/16"	3/8"	---
CPHL-04	1"	5/8"	---
CPHL-05	1-1/4"	5/8"	---
CPHL-06	1-1/2"	5/8"	---
CPHL-07	1-3/4"	5/8"	---
CPHL-08	2"	5/8"	---
CPHL-09	2-1/4"	5/8"	---
CPHL-10	2-1/2"	5/8"	---
CPHL-11	2-3/4"	5/8"	---
CPHL-12	3"	5/8"	---
CPHL-14	3-1/2"	5/8"	---
CPHL-16	4"	5/8"	---
CPHL-18	4-1/2"	5/8"	---
CPHL-20	5"	5/8"	---

HAMMERLOCK CPHLS SERIES

Double wrapped stainless steel band preformed to a given diameter and ready for application. Stainless steel lok for strength.

IMPORT



PART #	SIZE	WIDTH	LIST PRICE
CPHLS-04	1"	5/8"	---
CPHLS-05	1-1/4"	5/8"	---
CPHLS-06	1-1/2"	5/8"	---
CPHLS-07	1-3/4"	5/8"	---
CPHLS-08	2"	5/8"	---
CPHLS-09	2-1/4"	5/8"	---
CPHLS-10	2-1/2"	5/8"	---
CPHLS-11	2-3/4"	5/8"	---
CPHLS-12	3"	5/8"	---
CPHLS-14	3-1/2"	5/8"	---
CPHLS-16	4"	5/8"	---
CPHLS-18	4-1/2"	5/8"	---
CPHLS-20	5"	5/8"	---
CPHLS-24	6"	5/8"	---
CPHLS-28	7"	5/8"	---
CPHLS-32	8"	5/8"	---

WARNING: This product can expose you to chemicals, including Chromium, which are known to the State of California to cause cancer and birth defects or other reproductive harm. For more information, visit www.P65Warnings.ca.gov



PREFORMED

HOSE CLAMPS

TO ORDER the correct size Fast Lok Clamps, measure the outside diameter of the hose or article and then select the next larger inside diameter clamp by catalog number.

- Minimum Qty may apply



Preformed Clamps are double wrapped and formed to a given diameter. Used primarily where one end of the hose or article is free to allow the clamps to be slid over the hose end before the fitting is inserted. All clamps may be pulled down to a smaller diameter but cannot be adjusted to a larger diameter.

PREFORMED CLAMPS


(3/8" AND 5/8" (NOMINAL) WIDTH) - 100/BOX

PART #	BAND WIDTH & THICKNESS	LIST PRICE	CLAMP I.D. INCHES	CATALOG NUMBER SS	BAND WIDTH & THICKNESS	LIST PRICE
F3	3/8 x .025		13/16			
F311	3/8 x .025		1 3/8			
F4	5/8 x .025		1	FS4	5/8 x .022	
F5	5/8 x .025		1 1/4	FS5	5/8 x .022	
F6	5/8 x .031		1 1/2	FS6	5/8 x .022	
F7	5/8 x .031		1 3/4	FS7	5/8 x .022	
F8	5/8 x .031		2	FS8	5/8 x .022	
F9	5/8 x .031		2 1/4	FS9	5/8 x .022	

WITH STAINLESS STEEL LOK - 50/BOX

F10	5/8 x .031		2 1/2	FS10	5/8 x .022	
F11	5/8 x .031		2 3/4	FS11	5/8 x .022	
F12	5/8 x .031		3	FS12	5/8 x .022	
F14	5/8 x .031		3 1/2	FS14	5/8 x .022	
25/ BOX						
F16	5/8 x .031		4	FS16	5/8 x .022	
F18	5/8 x .031		4 1/2	FS18	5/8 x .022	
F20	5/8 x .031		5	FS20	5/8 x .022	
	5/8 x .031		6	FS24	5/8 x .022	
	5/8 x .031		7	FS28	5/8 x .022	

Double-wrapped, Triple Punched, Holds Permanently




Galvanized Preformed Clamps 2 1/2 inch I.D. and above, and 5/8" wide open end clamps have a stainless steel lock for greater strength and rigidity.

K-CLAMP PREFORMED HOSE CLAMPS

Each clamp is a double wrapped metal band formed to a given diameter. The clamp is designed to be slid over the hose end before the fitting is inserted. A punch-type or fold-up tool is then used to apply the clamp.

Punch Indentation for ease of center punching

Heavy Duty Lock for greater strength and rigidity



Heavy Duty Clamp





K-Clamps may be secured by either a punch or fold-up method. (See cross sectioned views)

- Minimum Qty may apply

Center Punched

Less tension loss. Patented hole in inner band gives better internal mechanical locking after punching

Fold-up



PREFORMED CLAMPS

(3/8" AND 5/8" (NOMINAL) WIDTH) - 100/BOX

GALVANIZED STEEL

STAINLESS STEEL TYPE 301

PART #	LIST	CLAMP I.D. INCHES	BAND WIDTH & THICKNESS	PART #	LIST PRICE
K3		13/16"	3/8" x .025	KS3	
K311		1-3/8"	3/8" x .025	KS311	
K4		1"	5/8" x .030	KS4	
K5		1-1/4"	5/8" x .030	KS5	
K6		1-1/2"	5/8" x .030	KS6	
K7		1-3/4"	5/8" x .030	KS7	
K8		2"	5/8" x .030	KS8	
K9		2-1/4"	5/8" x .030	KS9	
50/BOX					
K10		2-1/2"	5/8" x .030	KS10	
K11		2-3/4"	5/8" x .030	KS11	
K12		3"	5/8" x .030	KS12	
K14		3-1/2"	5/8" x .030	KS14	
25/BOX					
K16		4"	5/8" x .030	KS16	
K18		4-1/2"	5/8" x .030	KS18	
K20		5"	5/8" x .030	KS20	
K24		6"	5/8" x .030		
K28		7"	5/8" x .030		

CLAMPING TOOLS

HOSE CLAMPS

MODEL 1098 I STANDARD JAW PINCERS



PART #	LIST PRICE
1410118	---

SIDE JAW PINCERS

This dual purpose, side jaw design allows clamps to be applied or removed in confined areas with pincers held parallel to the hose. Also used like standard Pincers.

Domestic



PART #	Model	LIST PRICE
1410083	Model 10991	---

TPT TOOLS AND PARTS



PART #	LIST PRICE
TPT-1	---

HOSE CRIMPER



HOSE CRIMPER COMES WITH 5 DIES
Die Sizes = 5/8", 37/64", 12/32", 31/64", 11/16"

PART #	Hose Crimper	LIST PRICE
308070	Hose Crimper	---

LOKING TOOL



PART #	LIST PRICE
F38	---

Portable hand tool used to apply punch Type 3/8 & 5/8 Clamps

BUCHANAN TYPE



P38

LOKING TOOL



PART #	LIST PRICE
F40	---

Used to apply Punch Type 3/8 & 5/8 clamps.
Order mallet separately


LOKING TOOL



Used to apply Punch Type 3/8 & 5/8 clamps.
Order mallet separately

PART #	LIST PRICE
F100	---

LOKING TOOL HD



P1

P300

PART #	HEAVY DUTY	LIST PRICE
P1	HEAVY DUTY	---
P300	IMPORTED VERSION	----

WARNING: This product can expose you to chemicals, including Cobalt, which are known to the State of California to cause cancer. For more information, visit www.P65Warnings.ca.gov

LINED BAND CLAMPS

HOSE CLAMPS



GENERAL PURPOSE EMBOSSED WORM-GEAR HOSE CLAMPS



• Minimum Qty may apply

Features unique one-piece housing, rolled-up band edges and a non-perforated (embossed) band that protects the hose. For added corrosion resistance, the band in the 12mm Standard is made of Aluzinc which gives three times the protection offered by conventional galvanized steel.

- Features high clamping force and high durability torque.
- Stainless: All parts in AISI 304 Stainless Steel.

A non-perforated band with rolled up edges eliminates hose damage while increasing clamping force.

Per SAE standard J1508 Type "FEO"

PART # ALUZINC	LIST PRICE	SAE SIZE	CLAMPING RANGE		BAG	PART# 304 SS	LIST PRICE
			INCHES	MM			
88024	-----	8	5/8-1	15-24	1000	89024	-----
88028	-----	10	3/4-1-1/8	19-28	500	89028	-----
88032	-----	12	7/8-1-1/4	22-32	500	89032	-----
88038	-----	16	1-1/16-1-1/2	26-38	500	89038	-----
		20	1-1/4-1-3/4	32-44	500	89044	-----
88050	-----	24	1-1/2-2	38-50	500	89050	-----
88056	-----	28	1-3/4-2-1/4	44-56	500	89056	-----
88065	-----	32	2-2-9/16	50-65	200	89065	-----
88075	-----	40	2-5/16-3	58-75	200	89075	-----
88085	-----	44	2-11/16-3-3/8	68-85	200	89085	-----
88095	-----	52	3-3-3/4	77-95	200	89095	-----
88112	-----	64	3-7/16-4-7/16	87-112	200	89112	-----

MINI CLAMPS

Sure seal for small, thin walled hoses. The nut is secured to the clamp, making installation easier and the hexagonal head can be tightened with a socket wrench or screw driver. Bandwidth is 9mm.

PAINTED ALUZINC STANDARD MINI CLAMPS



PART # ALUZINC	CLAMPING RANGE		QTY PER BAG	LIST PRICE
	INCHES	MM		
92010	.36-.41	9-10.5	1000	-----
92011	.37-.45	9.5-11.5	900	-----
92012	.41-.49	10.5-12.5	800	-----
92013	.45-.53	11.5-13.5	800	-----
92014	.49-.57	12.5-14.5	700	-----
92015	.53-.61	13.5-15.5	600	-----
92016	.55-.65	14-16.5	500	-----
92017	.59-.69	15-17.5	500	-----

MINI CLAMPS

304 SS MINI CLAMPS



PART # 304 SS	CLAMPING RANGE		QTY PER BAG	LIST PRICE
	INCHES	MM		
93008	.30-.34	7.5-8.5	1000	---
93009	.34-.37	8.5-9.5	1000	---
93011	.41-.47	10.5-12	900	---
93013	.49-.55	12.5-14	800	---
93017	.63-.71	16-18	500	---

12MM WIDE EMBOSSED ALL 316 BAND CLAMPS

- Meets the DIN 3017 Standard
 - Replaces the Ultra Clamps 316 stainless steel
 - 12mm band widths
 - Installation torque 60lbs
 - General purpose non perforated band especially suited for most hoses and soft silicone hoses.
 - Band edges rolled to protect soft hoses from shearing and fraying
 - Common applications include: vehicular, industrial, mechanical engineering, plumbing and marine.
 - ROLLED EDGES
 - BAND WILL NOT DAMAGE SOFT HOSES
- ALL #316 SS MATERIAL



MARINE - EMBOSSED NON-PERFORATED WORM GEAR CLAMPS

PART #	RANGE OF ADJUST (IN MM)	RANGE OF ADJUST (INCHES)	LIST PRICE
96027	16-27	.625-1.06	-----
96032	20-32	.787-1.26	-----
96040	25-40	.984-1.575	-----
96050	35-50	1.26-1.969	-----
96060	40-60	1.575-2.362	-----
96070	50-70	1.969-2.756	-----
96080	60-80	2.362-3.15	-----

LINED, MINI/ RUBBER LINED**HOSE CLAMPS****RUBBER LINED CLAMPS**

Multiple uses for holding cable, wire, pipe and hose. The rubber cushion absorbs vibration, provides protection against scratching and is made of black EPDM type rubber.

Rubber cushion clamps are used in a variety of industries and applications including automotive, truck, hydraulics and pneumatics, ship building, refrigeration, large equipment packaging etc.

Bandwidths and mounting hose sizes vary by diameter and material.

- Aluzinc clamps have a .26 hole diameter
- Stainless Steel .20 diameter

PART # ALUZ- INC	QTY PER BAG	LIST PRICE	CLAMPING RANGE		PART# 304 SS	QTY PER BAG	LIST PRICE
			INCHES	MM			
95300	100	-----	1/8	3			
95301	100	-----	3/16	5	96301	1000	---
95302	100	-----	1/4	6	96302	200	---
95303	100	-----	5/16	8	96303	1000	---
95304	100	-----	3/8	10	96304	100	---
95305	100	-----	7/16	11	96305	1000	---
95306	100	-----	1/2	13	96306	100	---
95307	100	-----	9/16	14	96307	100	---
95308	100	-----	5/8	16	96308	100	---
95309	50	-----	11/16	18			
95310	50	-----	3/4	19	96310	500	---
95311	50	-----	13/16	21			
95312	50	-----	7/8	22	96312	500	---
95313	50	-----	15/16	24			
95314	50	-----	1	25	96314	500	---
95315	50	-----	1-1/16	27			
95316	50	-----	1-1/8	29	96316	500	---
95317	50	-----	1-3/16	30			
95318	50	-----	1-1/4	32	96318	500	---
95319	50	-----	1-5/16	33			
95320	50	-----	1-3/8	35	96320	500	---
95321	50	-----	1-7/16	36			
95322	500	-----	1-1/2	38	96322	100	---
95326	50	-----	1-5/8	41			
95323	25	-----	1-3/4	45	96323	500	---
95328	25	-----	1-7/8	47			
95324	25	-----	2	51			
95325	25	-----	2-1/8	54			
95329	25	-----	2-3/8	60			
95327	25	-----	2-1/2	65			
95330	15	-----	2-15/16	74			
95331	10	-----	4-5/16	110			

**RUBBER CUSHIONED CLAMP, ZINC PLATED STEEL**

PART #	MOUNTING DIA	CLAMP DIA	LIST PRICE
95402	3/8"	1/4"	-----
95404	3/8"	3/8"	-----
95406	3/8"	1/2"	-----
95408	3/8"	5/8"	-----
95410	3/8"	3/4"	-----
95414	3/8"	1"	-----
95418	3/8"	1 1/4"	-----
95422	3/8"	1 1/2"	-----
95424	3/8"	2"	-----
95427	3/8"	2 1/2"	-----
95432	3/8"	3"	-----
95433	3/8"	4"	-----
95434	3/8"	5"	----

**GALVANIZED STEEL VINYL COATED CLAMP**

PART #	MOUNTING DIA	CLAMP DIA	LIST PRICE
95504	1/4"	3/8"	-----
95506	1/4"	1/2"	-----
95508	1/4"	5/8"	-----
95510	1/4"	3/4"	-----
95512	1/4"	7/8"	-----
95514	1/4"	1"	-----
95516	1/4"	1 1/8"	-----
95518	1/4"	1 1/4"	-----
95522	1/4"	1 1/2"	-----
95523	1/4"	1 3/4"	-----
95524	1/4"	2"	-----

HOSE FERRULES

HOSE CLAMPS

HOSE FERRULES

Brass Hose Ferrules offer an alternative to hose clamps. After crimping, the ferrule will provide a permanent clamping force on both the hose and fitting.

I.D.



Pierce/ Hole

• ASTM B36 Alloy 268

PART #	FER-RULE #	I.D.	LENGTH	PIERCE	GAUGE	LIST
32500	6231	0.330	0.49	0.250	0.020	---
32501	833	0.358	0.500	0.265	0.020	---
32503	833B	0.375	0.718	0.265	0.025	---
32502	622	0.380	0.500	0.265	0.020	---
32550	619	0.400	0.47	0.27	0.020	---
32504	620	0.410	0.500	0.265	0.020	---
32505		.405	.718	.265	0.020	
32551	769R	0.450	0.562	0.343	0.020	---
32552	4750	0.478	0.687	0.328	0.025	---
32553	624R	0.500	0.500	0.343	0.020	---
32506	7322A	0.500	1.000	0.343	0.025	---
32554	7322	0.500	1.000	0.328	0.025	---
32555	625	0.525	0.47	0.36	0.020	---
32517	625A	0.525	0.56	0.360	0.020	---
32556	7323	0.525	1.000	0.375	0.025	---
32521	9974	0.525	1.000	0.437	0.025	---
32557	7324	0.531	1.000	0.375	0.025	---
32558	626	0.550	0.484	0.375	0.020	---
32507	3588	0.56	0.75	0.375	0.020	---
32559	7325	0.56	1.000	0.437	0.025	---
32561	7326	0.593	1.000	0.437	0.025	---
32526	II	0.625	0.500	0.500	0.020	---
32564	7327	0.625	1.000	0.437	0.025	---
32565	HH	0.650	0.500	0.500	0.020	---
32566	7328	0.656	1.000	0.437	0.025	---
32567	GG	0.675	0.515	0.500	0.020	---
32568	7329	0.69	1.000	0.500	0.025	---

PART #	FER-RULE #	I.D.	LENGTH	PIERCE	GAUGE	LIST
32570	7330	0.718	1.000	0.500	0.025	---
32508	7330A	0.718	1.000	0.625	0.025	---
32571	EE	0.725	0.530	0.500	0.020	---
32572	DD	0.750	0.531	0.500	0.020	---
32510	7331B	0.75	1.00	0.500	0.025	---
32573	7331	0.750	1.000	0.625	0.025	---
32574	CC	0.775	0.531	0.500	0.020	---
32533	7332B	0.781	1.000	0.500	0.025	---
32575	7332	0.781	1.000	0.625	0.025	---
32576	BB	0.800	0.546	0.562	0.020	---
32577	7333	0.812	1.000	0.625	0.025	---
32578	AA	0.825	0.546	0.562	0.020	---
32535		0.85	0.968	0.687	0.025	---
32579	7244	0.875	0.843	0.687	0.025	---
32539	5029A	0.900	0.875	0.687	0.025	---
32580	7113	0.925	0.968	0.750	0.025	---
32543	5028A	0.975	0.843	0.687	0.025	---
32545	5235A	1.000	0.843	0.687	0.025	---
32549	7145A	1.050	0.843	0.687	0.025	---
32584	5027	1.100	0.843	0.812	0.025	---
32586	7104A	1.15	0.843	0.875	0.025	---
32588	7088A	1.175	0.875	0.875	0.025	---
32590	875L	1.200	0.843	0.875	0.025	---
32591	7291	1.225	0.968	0.875	0.025	---
32592	7255	1.25	0.968	1.000	0.04	---
32596	8000	1.425	0.875	1.062	0.025	---
32597	1500	1.50	0.875	1.125	0.025	---

STAINLESS STEEL FERRULES




PART #	CROSS #	I.D.	LENGTH	HOLE	METAL THICKNESS	LIST PRICE
32552SS	x4750	.478	.687	.328	.020	---
32557SS	7324	.531	1.00	.438	.020	---
32559SS	7325	.56	1.00	.437	.020	---
32561SS	7326	.593	1.00	.437	.020	---
32564SS	7327	.625	1.00	.437	.020	---
32566SS	7328	.656	1.00	.437	.020	---
32568SS	7329	.69	1.00	.50	.020	---
32570SS	7330	.718	1.00	.625	.020	---
32575SS	7332	.781	1.00	.625	.020	---
32577SS	7333	.812	1.00	.625	.020	---
32588SS	7088A	1.175	.844	.875	.020	---

TUBING
TUBING

TUBING




POLYURETHANE



POLYETHYLENE

Sold individually boxed



Natural, Black, Blue, Green, Red, Yellow, Orange

NYLON

Sold individually boxed



PVC

• Clear

Sold individually boxed



COPPER AND ALUMINUM




TYPE L AND REFRIGERATION

ALUMINUM



POLYURETHANE NSF 51®



NSF 51® polyurethane (PUR) Shore A 98 tubing is made from the highest quality raw materials available. It is etherbased to provide excellent hydrolysis, oil and cold resistance. Polyurethane NSF 51® is strong and flexible and offers superior kink resistance compared to other tubing. It is 5 to 10 times more wear resistant and lighter in weight than any rubber hose.

Polyurethane NSF 51® tubing has an outside diameter made to extremely tight tolerances. It is ideal for use with push-to-connect fittings, as well as barb-type and compression fittings for simple installation.

Features

- Strong
- Lightweight
- Flexible
- Abrasion Resistant
- Heat & Cold Resistant
- Chemical Resistant
- Kink Resistant
- NSF 51® Certified
- Meets NSF 61® Requirements

Specifications

Temperature Range: -40°F to +160°F
 Hardness: Shore A 98
 Vacuum Rating:
 To 28" Hg
 Tolerances:
 1/8"-1/2" O.D. +/- .005
 9/16"-3/4" O.D. +/- .006
 RoHS Compliant

Applications

Pneumatic Tools Lube Lines
 Pneumatic Piping Painting Systems
 Vacuum Food & Beverages
 Laboratories
 Robotics
 Motion Control
 Instrumentation
 Agriculture

100' FOOT LENGTHS

CLEAR



PART #	O.D. (IN)	I.D. (IN)	WALL THICKNESS (IN)	BEND RADIUS (IN)	W.P. @70°F (PSI)	W.P. @150°F (PSI)	3:1 BURST PRESSURE	PACKAGE WEIGHT (LBS)	LIST PRICE
973343	.250	.156	.047	.476	180	70	540	1.50	---
973345	.375	.250	.063	1.000	150	70	450	3.40	---
973345	.375	.250	.063	1.000	150	70	450	3.40	---
973346	.500	.328	.086	1.102	150	70	450	5.60	---

BLACK



PART #	O.D. (IN)	I.D. (IN)	WALL THICKNESS (IN)	BEND RADIUS (IN)	W.P. @70°F (PSI)	W.P. @150°F (PSI)	3:1 BURST PRESSURE	PACKAGE WEIGHT (LBS)	LIST PRICE
73341B	4mm, 5/32	.093	.031	.250	200	85	600	.70	---
73343B	.250	.156	.047	.476	180	70	540	1.50	---
73345B	.375	.250	.063	1.000	150	70	450	3.40	---
73346B	.500	.328	.086	1.102	150	70	450	5.60	---

BLUE



PART #	O.D. (IN)	I.D. (IN)	WALL THICKNESS (IN)	BEND RADIUS (IN)	W.P. @70°F (PSI)	W.P. @150°F (PSI)	3:1 BURST PRESSURE	PACKAGE WEIGHT (LBS)	LIST PRICE
73343U	.250	.156	.047	.476	180	70	540	1.50	---
73345U	.375	.250	.063	1.000	150	70	450	3.40	---
73346U	.500	.328	.086	1.102	150	70	450	5.60	---

POLYETHYLENE

LINEAR LOW DENSITY POLYETHYLENE TUBING (LLDPE)

Features

- Chemically Inert
- Chemical Resistant
- Lightweight & Flexible
- Good Dielectric Properties
- Impermeable to Gases
- Meets FDA Requirements
- Multiple Colors Available
- Vacuum rating to 28" Hg

Polyethylene is made from 100% non-toxic ingredients. It's inert nature and FDA compliant status makes it perfect for food, water and beverage piping. It is ideal for use in pneumatic, drain piping, lab use and chemical transfer applications which require an inexpensive tubing.

Polyethylene is highly-resistant to stress cracking from chemicals, aging and ultraviolet exposure. For use with barb-type, push-to-connect or compression-style fittings.

Specifications

Temperature Range: -50°F to +140°F

Hardness: Shore A 93A

Shore D 45D

Applications

Food & Beverage
 Pneumatic Tools
 Pneumatic Piping
 Electrical Jacketing
 Drain Lines
 Instrumentation
 Chemical Transfer

Process Control
 Laboratories



100' LENGTH



500' LENGTH



1000' LENGTH

100' LENGTH - Natural

PART #	TUBE O.D.	TUBE ID	TUBE WALL	WORKING PRESSURE	LIST PRICE
973200	1/8"	0.08	0.022	250	---
973201	5/32"				---
973203	1/4"	0.17	0.040	150	---
973204	1/4"	0.125	0.0625	350	---
973205	8mm/5/16"	0.236	0.038	150	---
973206	3/8"	0.25	0.0625	150	---
973207	1/2"	0.375	0.0625	125	---
973208	5/8"	0.50	0.0625	100	---
973211	3/4"				---

500' LENGTH

PART #	TUBE O.D.	TUBE ID	TUBE WALL	WORKING PRESSURE	LIST PRICE
73200N5	1/8"	0.085	0.020	250	---
73203N5	1/4"	0.17	0.040	150	---
73204N5	1/4"	0.125	0.0625	350	---
73206N5	3/8"	0.25	0.0625	150	---
73207N5	1/2"	0.375	0.0625	125	---

1000' LENGTH

PART #	TUBE O.D.	TUBE ID	TUBE WALL	WORKING PRESSURE	LIST PRICE
73203N1	1/4"	0.17	0.040	150	---
73206N1	3/8"	0.25	0.0625	150	---

POLYETHYLENE

TUBING

LLDPE POLYETHYLENE TUBING - COLORS



BLACK

- 100'
- 500'
- 1000'

PART #	COLOR	LENGTH	NOMINAL O.D.	LIST PRICE
73201B	Black	100'	5/32"	---
73203B	Black	100'	1/4"	---
73204B	Black	100'	1/4"	---
73205B	Black	100'	5/16"	---
73206B	Black	100'	3/8"	---
73207B	Black	100'	1/2"	---
73203B5	Black	500'	1/4"	---
73206B5	Black	500'	3/8"	---
73207B5	Black	500'	1/2"	---
73203B1	Black	1000'	1/4"	---



GREEN

- 100'
- 500'
- 1000'

PART #	COLOR	LENGTH	NOMINAL O.D.	LIST PRICE
73203G	Green	100'	1/4"	---

PART #	COLOR	LENGTH	NOMINAL O.D.	LIST PRICE
73203G5	Green	500'	1/4"	---
73204G	Green	100'	1/4"	---
73206G	Green	100'	3/8"	---
73207G	Green	100'	1/2"	---



RED

- 100'
- 500'
- 1000'

PART #	COLOR	LENGTH	NOMINAL O.D.	LIST PRICE
73203R	Red	100'	1/4"	---
73206R	Red	100'	3/8"	---
73203R5	Red	500'	1/4"	---
73206R5	Red	500'	3/8"	---
73207R	Red	100'	1/2"	---



BLUE

- 100'
- 500'
- 1000'

PART #	COLOR	LENGTH	NOMINAL O.D.	LIST PRICE
73201U	Blue	100'	5/32"	---
73203U	Blue	100'	1/4"	---
73206U	Blue	100'	3/8"	---
73207U	Blue	100'	1/2"	---
73203U5	Blue	500'	1/4"	---
73206U5	Blue	500'	3/8"	---
73204U	Blue	100'	1/4"	---

MORE COLORS AVAILABLE

PART #	COLOR	LENGTH	NOMINAL O.D.	LIST PRICE
73204Y	Yellow	100'	1/4"	---
73203W	White	100'	1/4"	---
73203Y	Yellow	100'	1/4"	---
73206W	White	100'	3/8"	---
73206Y	Yellow	100'	3/8"	---
73207Y	Yellow	100'	1/2"	---

NYLON
TUBING

NYLON 12 TUBING

Nylon 12 tubing is recognized as an industry standard for applications which require higher working pressures and higher heat and/or chemical resistance. It is ideal for outdoor use applications because of its superior stress crack resistance. Nylon 12 is strong, lightweight and has a very low moisture absorption rate compared to other nylons. By not absorbing moisture, Nylon 12 remains more flexible, which in turn extends it's service life. Nylon 12 tubing can be used with standard push-to-connect fittings and compression fittings for simple installation.

Because of it's semi-rigid properties, a thinner tube wall provides higher flow rates and working pressure.

Features

- Strong
- Lightweight
- Flexible
- Abrasion Resistant
- Heat Resistant
- Chemical Resistant
- Heat/ Light Stabilized
- Black - UV Rated

Specifications

Temperature Range: -60°F to +200°F
 Hardness: Rockwell 78 R
 Shore D 70
 Vacuum Rating: To 28" Hg
 Higher Flow Rates & Working Pressure
 Tolerances: 1/8"-1/4" +/- .004
 3/4"-1/2" +/- .006

Applications

Pneumatic Tools Chemical Transfer
 Pneumatic Piping Vacuum
 Instrumentation Process Control
 Lube Lines Fuel Lines
 Coolants Paint Supply Lines
 Refrigeration Laboratories

Part #'s shown are for natural. 500' and 1000' reels available on request.



100' LENGTH



BLACK TUBING & MISC.



METRIC LENGTH

100' LENGTH

PART #	TUBE O.D.	TUBE ID	TUBE WALL	WORKING PRESSURE	LIST PRICE
973230	1/8"	0.08	.022	420	---
973231	5/32"	0.106	.025	350	---
973232	1/4"	0.18	.035	290	---
973238	1/4"	0.15	.05	800	---
973226	5/16"	0.236	.039	250	---
973233	3/8"	0.275	.050	250	---
973234	1/2"	0.375	.062	240	---

BLACK TUBING & MISC.

PART #	O.D.	TUBE ID	WALL	WORKING PRESSURE	LIST PRICE
73230B	1/8	0.08	0.022	420	---
73231B	5/32	0.106	0.025	350	---
73232B	1/4	0.18	0.035	290	---
73238B	1/4	0.15	0.05	800	---
73233B	3/8	0.275	0.05	250	---
73232N5*	1/4	0.18	0.035	290	---

• 500' Natural **Blue

*METRIC LENGTH - 100 ft. coils • available in natural color only

PART #	MM O.D.	MM I.D.	MM WALL	WORKING PRESSURE	LIST PRICE
973323	4	2.7	0.65	350	---
973326	6	4	1	350	---
973325	6	4	1	340	---
973327	8	6	1	250	---
973329	10	8	1	225	---
973332	12	10	1	200	---

PVC TUBING AND TUBING CUTTERS

TUBING

PVC POLYVINYLCHLORIDE TUBING - NSF61



PVC is suited for general, low-pressure, industrial applications for the conveyance of liquids and solids of suitable granular size. Made from a PVC compound that complies with FDA regulations. Although it is primarily intended for applications where pressure is not essential, it will withstand the pressures shown.

The clear PVC Tubing provides good chemical resistance, is lightweight, flexible and economically priced.

Features

- Lightweight
- Flexible
- Food Grade
- Clear Color/ Blue tint

Specifications

Temperature Range: +25°F to +150°F
 Hardness: Shore A 75 PVC
 Meets FDA requirements
 NSF 61 Certified
 USP Class VI rated materials
 RoHS Compliant

Applications

Beverage Dispensing Distilled Water Transfer
 Drain Tubing Light Vacuum
 Potable Water Wire Harness
 Laboratory Tubing 3:1 Burst Pressure
 Wine Transfer
 Low Pressure Air Line

Colors Available: Clear

Package Lengths: 100'

100' LENGTH

PART #	TUBE I.D.	TUBE O.D.	TUBE WALL	WORKING PRESSURE	LIST PRICE
973224	1/8 (.125)	1/4 (.25)	1/16 (.032)	50	---
973223	3/16 (.187)	5/16 (.313)	1/16 (.062)	55	---
973215	1/4 (.25)	3/8 (.375)	1/16 (.062)	55	---
973252	5/16 (.312)	7/16 (.438)	1/16 (.062)	50	---
973253	5/16 (.312)	1/2 (.500)	3/32 (.094)	55	---
973216	3/8 (.375)	1/2 (.500)	1/16 (.062)	45	---
973255	3/8 (.375)	5/8 (.625)	1/8 (.125)	55	---
973262	3/8 (.375)	9/16 (.563)	3/32 (.094)	50	---
973217	1/2 (.500)	5/8 (.625)	1/16 (.062)	30	---
973219	3/4 (.750)	1 (1.00)	1/8 (.125)	35	---
973221	1 (1.00)	1-1/4 (1.25)	1/8 (.125)	25	---

TUBE CUTTERS

MINI-TUBING CUTTER

- Great for tight places



PART #	SIZE	LIST PRICE
990571	3mm-22mm (1/8"-7/8")	---

TUBING CUTTER



PART #	SIZE	LIST PRICE
990570	1/8"-1-1/8"	---

PLASTIC TUBE CUTTER

Range: 1/8" - 3/8" I.D. (3mm-10mm)




PART #	DESCRIPTION	LIST PRICE
91707	Cutter w/Blade	---

ALUMINUM AND COPPER

TUBING

ALUMINUM TUBING - EASY BEND

Alloy
3003-0
ASTM
B-483



Material
to ASTM
B-483

900 PSI max
3700 Burst PSI

Bend this tubing into the shape you need without special tools or elbow fittings. It is also known as Alloy 3003. Tubing has seamless construction, which provides a smooth interior and allows it to be flared without splitting. Use with water, air, alcohol and oil. Tubing meets ASTM B483 and has a soft (annealed) temper. OD tolerance is ± 0.004 "

ALUMINUM VERSATUBE 50' COILS

PART #	O.D.	WALL THICK	ID	MAX PSI @ 100°F	CASE	50' COILS
972190	1/8	.025	.075"	2,300	10 coils	---
972191	3/16	.028	.132"	1,600	10 coils	---
972192	1/4	.032	.186"	1,400	10 coils	---
972193	5/16	.035	.243"	1,200	10 coils	---
972194	3/8	.035	.305"	1,000	10 coils	---
972195	1/2	.035	.43"	740	10 coils	---

COPPER TUBING - REFRIGERATION TUBING

ASTMB280



- Temp range: 32° to 400°F
- Bend with a bending tool
- Use with copper solder-connect fittings

This copper Alloy 122 tube comes cleaned and capped to prevent moisture and dirt from contaminating the inside. It's often called refrigeration and air conditioning tubing. Use with water, natural gas, oil and R22 refrigerant. Tubing meets ASTM B280. It has seamless construction, which provides a smooth interior. Tubing has a soft (annealed) temper.

REFRIGERATION COPPER TUBE 50' COILS

PART #	TUBE SIZE	OD	WALL	ID	MAX PSI @ 100°F	WEIGHT PER 50' COIL	50' COILS
972180	-	1/8	.030	.065"	3,000	1.74	---
972181	-	3/16	.030	.128"	1,900	2.88	---
972182	1/8	1/4	.030	.19"	1,400	4.02	---
972183	-	5/16	.032	.248"	1,100	5.45	---
972184	1/4	3/8	.032	.311"	980	6.70	---
972185	3/8	1/2	.032	.436"	720	9.10	---
972186	1/2	5/8	.035	.555"	610	12.55	---
972187	5/8	3/4	.035	.68'	510	15.25	---

COPPER TUBING - DRINKING WATER

For residential water lines



- Temp range: 32° to 180°F
- Bend with a bending tool
- Use with copper solder-connect fittings

NSF 61 certified for drinking (potable) water, this copper Alloy 122 tubing is also called type L. Tubing meets ASTM B88. It has seamless construction, which provides a smooth interior. Coils - Have a soft (annealed) temper.

• Water service • Natural, liquified and petroleum gases • Fire protection • Solar • Fuel/ Fuel oil • HVAC • Snow melting - Air Brake

TYPE L SOFT COPPER TUBING 60' COILS

PART #	TUBE SIZE	OD	WALL	ID	MAX PSI @ 100°F	WEIGHT PER 60' COIL	60' COILS
972171	1/4	3/8"	.03"	.315"	910	7.56	---
972172	3/8	1/2	.035"	.43"	770	11.88	---
972173	1/2	5/8"	.04"	.545"	720	17.10	---

WARNING: This product can expose you to chemicals, including Lead, which are known to the State of California to cause cancer and birth defects or other reproductive harm. For more information, visit www.P65Warnings.ca.gov


HIGH PRESSURE SPRAYERS



STRAIGHT THROUGH QDS



FITTINGS AND SWIVELS



NOZZLES



SPRAY GUNS AND WANDS



WARNING: This product can expose you to chemicals, including Chromium, which are known to the State of California to cause cancer and birth defects or other reproductive harm. For more information, visit www.P65Warnings.ca.gov

HIGH PRESSURE SPRAYER

NOZZLES

HIGH PRESSURE SPRAYER

NOZZLES**QUICK DISCONNECT NOZZLE**

0-degree red tip nozzle, 15-degree yellow tip nozzle, 25-degree green tip nozzle, 40-degree white tip nozzle, and 65-degree black tip detergent nozzle. All nozzles are 4000 PSI and stainless steel, except for detergent nozzle, which is 600 PSI and brass. All Nozzles are rated for temperatures up to 300°F. Nozzles attach with ¼" quick disconnect plug.



PART #	DEGREE OF SPRAY	GPM @ 4000PSI	LIST PRICE
DX250030	0	3.0	---
DX251530	15	3.0	---
DX252530	25	3.0	---
DX254030	40	3.0	---
DX250040	0	4.0	---
DX251540	15	4.0	---
DX252540	25	4.0	---
DX254040	40	4.0	---
DX250050	0	5.0	---
DX251550	15	5.0	---
DX252550	25	5.0	---
DX254050	40	5.0	---
DX250060	0	6.0	---
DX251560	15	6.0	---
DX252560	25	6.0	---
DX254060	40	6.0	---
DX256500	65		---

MEG NOZZLE

Available in 0-degree nozzle, 15-degree nozzle, 25-degree nozzle, or 40-degree nozzle. Nozzle sizes 3.0, 4.0, 5.0, 6.0 or 7.0. All nozzles are 7250 PSI 300°F, stainless steel and ¼" male pipe thread.



PART #	DEGREE OF SPRAY	GPM @ 4000PSI	LIST PRICE
DX140030MG	0	3.0	---
DX141530MG	15	3.0	---
DX142530MG	25	3.0	---
DX144030MG	40	3.0	---
DX140040MG	0	4.0	---
DX141540MG	15	4.0	---
DX142540MG	25	4.0	---
DX144040MG	40	4.0	---
DX140050MG	0	5.0	---
DX141550MG	15	5.0	---
DX142550MG	25	5.0	---
DX144050MG	40	5.0	---
DX140060MG	0	6.0	---
DX141560MG	15	6.0	---
DX142560MG	25	6.0	---
DX144060MG	40	6.0	---
DX140070MG	0	7.0	---
DX141570MG	15	7.0	---
DX142570MG	25	7.0	---
DX144070MG	40	7.0	---

QUICK DISCONNECT NOZZLE 5-PIECE KIT

PART #	GPM @ 4000PSI	LIST PRICE
DX259520	2.0	---
DX259530	3.0	---
DX259540	4.0	---
DX259550	5.0	---
DX259560	6.0	---
DX259570	7.0	---



WARNING: This product can expose you to chemicals, including Chromium, which are known to the State of California to cause cancer and birth defects or other reproductive harm. For more information, visit www.P65Warnings.ca.gov

SWIVELS

HIGH PRESSURE SPRAYER

SWIVELS

RUBBER-TIP TURBO NOZZLE

Rubber tip, rotating turbo nozzle, 1/4" NPT with steel male quick disconnect plug adaptor, rated for temperatures up to 300°F.




PART #	PSI	GPM @ 4000PSI	LIST PRICE
DX722530	2500	3.0	---
DX722540	2500	4.0	---
DX722550	2500	5.0	---
DX723230	3200	3.0	---
DX723240	3200	4.0	---
DX723250	3200	5.0	---
DX723260	3200	6.0	---
DX724030	4000	3.0	---
DX724040	4000	4.0	---
DX724050	4000	5.0	---
DX724060	4000	6.0	---
DX725030	5000	3.0	---
DX725040	5000	4.0	---
DX725050	5000	5.0	---
DX725060	5000	6.0	---

THERMAL RELIEF VALVE

140F Thermal Relief Valve, Brass, 300 PSI

- Attaches directly to pump



PART #	SIZE	LIST PRICE
DX35TR25	1/4"	---
DX35TR38	3/8"	---

90° BOOM SWIVEL

Male x Female 90° Boom swivel, Stainless Steel, 5000 PSI, 7GPM, 300°F



PART #	SIZE	LIST PRICE
DX60092	3/8"	---




SPRAY GUNS
HIGH PRESSURE SPRAYER

SPRAYERS

CHROMED STEEL WAND

1/4" MNPT x 1/4" Extension Wands, 10.5 GPM, 300F



PART #	SIZE	GRIP	LIST PRICE
DX4324	24"	No Grip	---
DX4336	36"	No Grip	---
DX4424	24"	Molded Grip	---
DX4436	36"	Molded Grip	---
DX4524VG	24"	Vented Grip	---
DX4536VG	36"	Vented Grip	---

SPRAY GUN

Rear entry spray gun, 4000 PSI, 7 GPM, 212F max, inlet 3/8", outlet 1/4"



PART #	PRESSURE	FLOW	TEMPERATURE	LIST PRICE
DX5090	4000	7	212	---
DX5022	4000	6.6	300	---
DX5005	5075	10.5	300	---

WEEPING SPRAY GUN

Rear entry spray gun, weeping, 5000 PSI, 10.5 GPM, 300F, , inlet 3/8", outlet 1/4"

Weep style spray guns allow for a continuous flow of water by way of a small hole in the bottom of the gun that produces a slight leak, or a weeping effect. This helps prevent lines freezing in cold weather or scalding water temperatures in hot weather that could damage the pumps.



PART #	LIST PRICE
DX5006	---

SPRAY GUN WITH EXTENSION*

Rear entry spray gun with 12" extension, 4000psi, 7gpm, 300F max, inlet 3/8", outlet M22



PART #	LIST PRICE
DX5190	---

SPRAY GUN WITH EXTENSION*

Rrear entry spray gun with 12" extension, 5075psi, 10.5gpm, 300F max, inlet 3/8", outlet M22



PART #	LIST PRICE
DX5197	---

*Requires a 86-005 for MEG Nozzle and a 86-005 & 86-030 for QD Nozzle

WARNING: This product can expose you to chemicals, including Chromium, which are known to the State of California to cause cancer and birth defects or other reproductive harm. For more information, visit www.P65Warnings.ca.gov

COUPLERS/ PLUGS


HIGH PRESSURE SPRAYER

QUICK DISCONNECTS

- Brass couplers have brass bodies, 8 steel locking balls, Buna-N seal, and stainless steel springs
- Stainless steel couplers have stainless steel bodies, 8 stainless steel locking balls, Buna-N seal, and stainless steel springs
- Plugs are steel with green blue zinc plating or stainless steel
- Straight through design means there is no positive shut-off after disconnect
- Fully interchangeable with Parker, Hansen, Foster and Adams
- Use with liquids, hydraulic service, compressed air, gases, water and vacuum
- Ideal for applications such as high pressure water, steam washers, and carpet cleaners
- Max. Temp. 212°F for Couplers/ 300°F for Plugs • Max Flow: 10.5 GPM


STRAIGHT THROUGH STYLE

MALE BRASS COUPLERS



PART #	BODY SIZE	THREAD SIZE	PSI	LIST PRICE
86030	1/4	1/4	4000	---
86031	3/8	3/8	4000	---
86032	1/2	1/2	4000	---

FEMALE BRASS COUPLERS




PART #	BODY SIZE	THREAD SIZE	PSI	LIST PRICE
86035	1/4	1/4	4000	---
86036	3/8	3/8	4000	---
86037	1/2	1/2	4000	---

MALE STAINLESS STEEL COUPLERS




PART #	BODY SIZE	THREAD SIZE	PSI	LIST PRICE
86030SS	1/4	1/4	6000	---
86031SS	3/8	3/8	6000	---

FEMALE STAINLESS STEEL COUPLERS



PART #	BODY SIZE	THREAD SIZE	PSI	LIST PRICE
86035SS	1/4	1/4	6000	---
86036SS	3/8	3/8	6000	---

MALE STEEL PLUGS




PART #	BODY SIZE	THREAD SIZE	PSI	LIST PRICE
86040	1/4	1/4	4000	---
86041	3/8	3/8	4000	---
86042	1/2	1/2	4000	---

FEMALE STEEL PLUGS




PART #	BODY SIZE	THREAD SIZE	PSI	LIST PRICE
86045	1/4	1/4	4000	---
86046	3/8	3/8	4000	---
86047	1/2	1/2	4000	---

MALE STAINLESS STEEL PLUGS



PART #	BODY SIZE	THREAD SIZE	PSI	LIST PRICE
86040SS	1/4	1/4	6000	---
86041SS	3/8	3/8	6000	---

FEMALE STAINLESS STEEL PLUGS



PART #	BODY SIZE	THREAD SIZE	PSI	LIST PRICE
86045SS	1/4	1/4	6000	---
86046SS	3/8	3/8	6000	---

COUPLERS/ KNOBS

HIGH PRESSURE SPRAYER

MOLDED GRIP MALE BRASS COUPLER




PART #	THREAD SIZE	THREAD SIZE	PSI	LIST PRICE
86030RG	1/4	1/4	4000	---
86031RG	3/8	3/8	4000	---

MOLDED GRIP FEMALE BRASS COUPLER




PART #	THREAD SIZE	PLUG	PSI	LIST PRICE
86035RG	1/4	1/4	4000	---
86036RG	3/8	3/8	4000	---

M22 SCREW TYPE X MNPT



PART #	THREAD SIZE	MALE	PSI	LIST PRICE
86001	M22	1/4	4000	---
86002	M22	3/8	4000	---


M22 SCREW TYPE X FNPT



PART #	THREAD SIZE	FEMALE SIZE	PSI	LIST PRICE
86005	M22	1/4	4000	---
86006	M22	3/8	4000	---


INSULATED KNOB

M22 INSULATED KNOB X MNPT



PART #	THREAD SIZE	MALE SIZE	PSI	LIST PRICE
86012	M22	1/4	4000	---
86013	M22	3/8	4000	---

M22 INSULATED KNOB X FNPT




PART #	THREAD SIZE	FEMALE SIZE	PSI	LIST PRICE
86017	M22	1/4	4000	---
86018	M22	3/8	4000	---

M22 X M22 FNPT



PART #	THREAD SIZE	THREAD SIZE	PSI	LIST PRICE
86022	M22	M22	4000	---

M22 INSULATED KNOB X QC PLUG



PART #	THREAD SIZE	PLUG	PSI	LIST PRICE
86020	M22	3/8	4000	---

WARNING: This product can expose you to chemicals, including lead, which are known to the State of California to cause cancer and birth defects or other reproductive harm. For more information, visit www.P65Warnings.ca.gov

PNEUMATICS



1/4" INDUSTRIAL INTERCHANGE 3/8" 1/2" 1/4" ARO 1/4" AUTO 3/8" AUTO 1/4" LINCOLN 1/4" STRAIGHT THRU 3/8" STRAIGHT THRU

QUICK DISCONNECTS



- Universal
- ARO 210
- Lincoln
- Industrial
- Automotive
- ST Series - High Flow

BREATHER VENTS, MUFFLERS



- Mufflers
- Snubbers
- In-line filters
- Breather vents
- Control valves
- Manifolds

PNEUMATIC ACCESSORIES



- Kits NEW
- Tire gauge
- Tank and vent valves
- Blow guns
- Air chucks
- Inflators

GAUGES



- Liquid filled & Dry
- Lower mount & center mount
- Water test
- Syphons


WARNING: This product can expose you to chemicals, including lead, which are known to the State of California to cause cancer and birth defects or other reproductive harm. For more information, visit www.P65Warnings.ca.gov

INDUSTRIAL INTERCHANGE

- Couplers are brass or plated steel body with brass or steel valves, 6 steel locking balls, NBR seal and stainless steel springs
- 6 Steel locking balls (1/2" body size has 8 steel locking balls)
- Plugs are brass or steel with green blue zinc plating
- Industry standard design for compressed air, water, grease, paint, limited vacuum and limited gases
- Manual retract for connecting and disconnecting
- Maximum working pressure is 250 PSI


STEEL COUPLERS

STEEL FEMALE COUPLER




PART#	BODY SIZE	THREAD SIZE	LIST PRICE
28540S	1/4"	1/4"	---
28541S	1/4"	3/8"	---
98810	3/8"	1/4"	---
98811	3/8"	3/8"	---
98812	3/8"	1/2"	---
99812	1/2"	1/2"	---
99813	3/4"	3/4"	---

STEEL MALE COUPLER




PART#	BODY SIZE	THREAD SIZE	LIST PRICE
28552S	1/4"	1/4"	---
28553S	1/4"	3/8"	---
98823	3/8"	1/4"	---
98824	3/8"	3/8"	---
98825	3/8"	1/2"	---
99825	1/2"	1/2"	---
99826	1/2"	3/4"	---

STEEL HOSE ID COUPLER



PART#	BODY SIZE	BARB SIZE	LIST PRICE
28562S	1/4"	1/4"	---
28564S	1/4"	3/8"	---
98840	3/8"	1/4"	---
98841	3/8"	3/8"	---
99841	1/2"	3/8"	---
99843	1/2"	1/2"	---

STEEL PUSH-ON HOSE COUPLER



PART#	BODY SIZE	BARB SIZE	LIST PRICE
28565S	1/4"	1/4"	---
28566S	1/4"	3/8"	---
98842	3/8"	3/8"	---

STEEL PLUGS

STEEL MALE PLUG




PART#	BODY SIZE	THREAD SIZE	LIST PRICE
28545	1/4"	1/8"	---
28546	1/4"	1/4"	---
28547	1/4"	3/8"	---
98814	3/8"	1/4"	---
98815	3/8"	3/8"	---
99816	1/2"	1/2"	---
99817	1/2"	3/4"	---

STEEL HOSE ID PLUG




PART#	BODY SIZE	BARB SIZE	LIST PRICE
28557	1/4"	1/4"	---
28559	1/4"	3/8"	---
98828	3/8"	3/8"	---
99828	1/2"	3/8"	---
99830	1/2"	1/2"	---

STEEL FEMALE PLUG



PART#	BODY SIZE	THREAD SIZE	LIST PRICE
28533	1/4"	1/8"	---
28534	1/4"	1/4"	---
28535	1/4"	3/8"	---
98801	3/8"	1/4"	---
98802	3/8"	3/8"	---
99803	1/2"	1/2"	---
99804	1/2"	3/4"	---

STEEL PUSH-ON HOSE PLUG



PART#	BODY SIZE	BARB SIZE	LIST PRICE
28558	1/4"	1/4"	---
28561	1/4"	3/8"	---
98830	3/8"	3/8"	---

STAINLESS STEEL PLUGS

STAINLESS STEEL INDUSTRIAL FEMALE PLUG



PART#	BODY SIZE	THREAD SIZE	LIST PRICE
28534SS	1/4"	1/4"	---

STAINLESS STEEL INDUSTRIAL MALE PLUG




PART#	BODY SIZE	THREAD SIZE	LIST PRICE
28546SS	1/4"	1/4"	---
28547SS	1/4"	3/8"	---
98815SS	3/8"	3/8"	---

INDUSTRIAL
PNEUMATICS


BRASS COUPLERS

BRASS FEMALE COUPLER




PART#	BODY SIZE	THREAD SIZE	LIST PRICE
28540	1/4"	1/4"	---
28541	1/4"	3/8"	---

BRASS MALE COUPLER




PART#	BODY SIZE	THREAD SIZE	LIST PRICE
28552	1/4"	1/4"	---
28553	1/4"	3/8"	---

BRASS HOSE ID COUPLER



PART#	BODY SIZE	BARB SIZE	LIST PRICE
28562	1/4"	1/4"	---
28564	1/4"	3/8"	---


BRASS PUSH-ON HOSE COUPLER



PART#	BODY SIZE	BARB SIZE	LIST PRICE
28565	1/4"	1/4"	---
28566	1/4"	3/8"	---


BRASS PLUGS

BRASS FEMALE PLUG



PART#	BODY SIZE	THREAD SIZE	LIST PRICE
28534B	1/4"	1/4"	---

BRASS MALE PLUG



PART#	BODY SIZE	THREAD SIZE	LIST PRICE
28546B	1/4"	1/4"	---

BRASS HOSE ID PLUG




PART#	BODY SIZE	BARB SIZE	LIST PRICE
28557B	1/4"	1/4"	---
28559B	1/4"	3/8"	---

UNIVERSAL SERIES COUPLERS

- Automatic Coupler means flow will cut off automatically at time of disconnect
- Brass Couplers have brass body and brass sleeve with brass valve, 6 steel locking balls, NBR seal and 6 stainless steel springs.
- Stainless Steel Couplers have stainless steel body and stainless steel sleeve with stainless steel valve, 6 steel locking balls, FKM seal, and stainless steel springs
- Coupler compatible with ARO 210, Parker Interchange and Industrial Interchange plugs
- Maximum working pressure is 250 PSI

STEEL MALE COUPLER



PART#	BODY SIZE	THREAD SIZE	LIST PRICE
28579S	1/4"	1/4"	---
28589S	1/4"	3/8"	---
99865S	3/8"	1/4"	---
99866S	3/8"	3/8"	---

STEEL FEMALE COUPLER




PART#	BODY SIZE	THREAD SIZE	LIST PRICE
28560S	1/4"	1/4"	---
99862S	1/4"	3/8"	---
99869S	3/8"	3/8"	---

STEEL HOSE ID COUPLER




PART#	BODY SIZE	BARB SIZE	LIST PRICE
28690S	1/4"	1/4"	---
99870S	3/8"	1/4"	---
99871S	3/8"	3/8"	---

BRASS/STEEL MALE COUPLER



PART#	BODY SIZE	THREAD SIZE	LIST PRICE
28579BS	1/4"	1/4"	---

BRASS/STEEL FEMALE COUPLER




PART#	BODY SIZE	THREAD SIZE	LIST PRICE
28560BS	1/4"	1/4"	---

STAINLESS STEEL MALE COUPLER



PART#	BODY SIZE	THREAD SIZE	LIST PRICE
28579SS	1/4"	1/4"	---
99873SS	3/8"	3/8"	---
99874SS	3/8"	1/2"	---

STAINLESS STEEL FEMALE COUPLER




PART#	BODY SIZE	THREAD SIZE	LIST PRICE
28560SS	1/4"	1/4"	---
99869SS	3/8"	3/8"	--
99872SS	3/8"	1/2"	---

WARNING: This product can expose you to chemicals, including lead, which are known to the State of California to cause cancer and birth defects or other reproductive harm. For more information, visit www.P65Warnings.ca.gov

UNIVERSAL
PNEUMATICS


BRASS COUPLERS

BRASS MALE COUPLER




PART#	BODY SIZE	THREAD SIZE	LIST PRICE
28579	1/4"	1/4"	---
28589	1/4"	3/8"	---
99865	3/8"	1/4"	---
99866	3/8"	3/8"	---

BRASS FEMALE COUPLER



PART#	BODY SIZE	THREAD SIZE	LIST PRICE
28560	1/4"	1/4"	---
99862	1/4"	3/8"	---
99863	3/8"	1/4"	---
99864	3/8"	3/8"	---

BRASS HOSE ID COUPLER



PART#	BODY SIZE	BARB SIZE	LIST PRICE
28690	1/4"	1/4"	---
28691	1/4"	3/8"	---
99867	3/8"	1/4"	---
99868	3/8"	3/8"	---

SAFETY COUPLERS

NYLON/ALUMINUM UNIVERSAL MALE COUPLER



PART#	BODY SIZE	THREAD SIZE	LIST PRICE
28579SC	1/4"	1/4"	---

NYLON/ALUMINUM UNIVERSAL FEMALE COUPLER



PART#	BODY SIZE	THREAD SIZE	LIST PRICE
28560SC	1/4"	1/4"	---

WARNING: This product can expose you to chemicals, including lead, which are known to the State of California to cause cancer and birth defects or other reproductive harm. For more information, visit www.P65Warnings.ca.gov

ARO 210 INTERCHANGE

PNEUMATICS

ARO 210 INTERCHANGE

- Couplers have brass bodies and brass valves, 6 steel locking balls, NBR seal, and stainless steel springs
- Plugs are steel with green blue zinc plating
- Couplers have a full opening tubular valve for maximum flow and a built-in sleeve guard to minimize accidental disconnect
- Maximum working pressure is 250 PSI

STEEL COUPLERS

STEEL MALE COUPLER



PART#	BODY SIZE	THREAD SIZE	LIST PRICE
28593S	1/4"	1/4"	---
28594S	1/4"	3/8"	---
99852	3/8"	1/4"	---
99853	3/8"	3/8"	---

STEEL FEMALE COUPLER



PART#	BODY SIZE	THREAD SIZE	LIST PRICE
28584S	1/4"	1/4"	---
28585S	1/4"	3/8"	---
99850	3/8"	1/4"	---
99851	3/8"	3/8"	---

STEEL HOSE ID COUPLER



PART#	BODY SIZE	BARB SIZE	LIST PRICE
28601S	1/4"	1/4"	---
28603S	1/4"	3/8"	---

MALE PLUG



PART#	BODY SIZE	THREAD SIZE	LIST PRICE
28586	1/4"	1/8"	---
28587	1/4"	1/4"	---
28588	1/4"	3/8"	---
99859	3/8"	3/8"	---

FEMALE PLUG



PART#	BODY SIZE	THREAD SIZE	LIST PRICE
28578	1/4"	1/4"	---
28599	1/4"	3/8"	---
99857	3/8"	3/8"	---

HOSE ID PLUG



PART#	BODY SIZE	BARB SIZE	LIST PRICE
28595	1/4"	1/4"	---
28597	1/4"	3/8"	---
99860	3/8"	1/4"	---
99861	3/8"	3/8"	---

WARNING: This product can expose you to chemicals, including lead, which are known to the State of California to cause cancer and birth defects or other reproductive harm. For more information, visit www.P65Warnings.ca.gov


PNEUMATICS

ARO 210 INTERCHANGE

PNEUMATICS

BRASS COUPLERS

BRASS MALE COUPLER



PART#	BODY SIZE	THREAD SIZE	LIST PRICE
28593	1/4"	1/4"	---
28594	1/4"	3/8"	---

BRASS FEMALE COUPLER



PART#	BODY SIZE	THREAD SIZE	LIST PRICE
28584	1/4"	1/4"	---
28585	1/4"	3/8"	---


BRASS HOSE ID COUPLER



PART#	BODY SIZE	BARB SIZE	LIST PRICE
28601	1/4"	1/4"	---
28603	1/4"	3/8"	---


BRASS PLUGS

BRASS MALE PLUG



PART#	BODY SIZE	THREAD SIZE	LIST PRICE
28587B	1/4"	1/4"	---
28588B	1/4"	3/8"	---

BRASS FEMALE PLUG



PART#	BODY SIZE	THREAD SIZE	LIST PRICE
28578B	1/4"	1/4"	---
28599B	1/4"	3/8"	---

BRASS HOSE ID PLUG



PART#	BODY SIZE	BARB SIZE	LIST PRICE
28595B	1/4"	1/4"	---
28597B	1/4"	3/8"	---

WARNING: This product can expose you to chemicals, including lead, which are known to the State of California to cause cancer and birth defects or other reproductive harm. For more information, visit www.P65Warnings.ca.gov

AUTOMOTIVE/ PARKER INTERCHANGE

PNEUMATICS

AUTOMOTIVE/ PARKER INTERCHANGE (Tru-Flate)

- Brass couplers are brass bodies with brass valves, 6 steel locking balls, NBR seal, and stainless steel springs. Steel couplers are steel bodies with steel valves, 6 stainless steel locking balls, NBR seal, and stainless steel springs.
- Plugs are brass or steel with green blue zinc plating
- Unique design has been field proven as a long-lasting, high performance coupling especially when used with pneumatic tools
- Maximum working pressure is 300 PSI

STEEL MALE COUPLER



PART#	BODY SIZE	THREAD SIZE	LIST PRICE
28516S	1/4"	1/4"	---
28517S	1/4"	3/8"	---
28514S	3/8"	1/4"	---
28519S	3/8"	3/8"	---

STEEL FEMALE COUPLER



PART#	BODY SIZE	THREAD SIZE	LIST PRICE
28507S	1/4"	1/4"	---
28508S	1/4"	3/8"	---
28525S	3/8"	1/4"	---
28526S	3/8"	3/8"	---
28529S	1/2"	1/2"	---

STEEL HOSE ID COUPLER




PART#	BODY SIZE	BARB SIZE	LIST PRICE
28528S	1/4"	1/4"	---
28530S	1/4"	3/8"	---
28514S	3/8"	1/4"	---
28527S	3/8"	3/8"	---

STEEL MALE PLUG



PART#	BODY SIZE	THREAD SIZE	LIST PRICE
28509	1/4"	1/8"	---
28510	1/4"	1/4"	---
28511	1/4"	3/8"	---
28512	3/8"	1/4"	---
28513	3/8"	3/8"	---
28563	1/2"	1/2"	---
28580	1/2"	3/4"	---

STEEL FEMALE PLUG



PART#	BODY SIZE	THREAD SIZE	LIST PRICE
28500	1/4"	1/8"	---
28501	1/4"	1/4"	---
28502	1/4"	3/8"	---
28503	3/8"	1/4"	---
28504	3/8"	3/8"	---
28543	1/2"	1/2"	---
28555	1/2"	3/4"	---

HOSE ID PLUG



PART#	BODY SIZE	BARB SIZE	LIST PRICE
28518	1/4"	1/4"	---
28520	1/4"	3/8"	---
28523	3/8"	1/4"	---
28524	3/8"	3/8"	---

PUSH-ON HOSE PLUG




PART#	BODY SIZE	BARB SIZE	LIST PRICE
28521	1/4"	1/4"	---
28522	1/4"	3/8"	---

AUTOMOTIVE/ PARKER INTERCHANGE

PNEUMATICS


BRASS COUPLERS

BRASS MALE COUPLER



PART#	BODY SIZE	THREAD SIZE	LIST PRICE
28515	1/4"	1/8"	---
28516	1/4"	1/4"	---
28517	1/4"	3/8"	---

BRASS FEMALE COUPLER




PART#	BODY SIZE	THREAD SIZE	LIST PRICE
28507	1/4"	1/4"	---
28508	1/4"	3/8"	---

BRASS HOSE ID COUPLER



PART#	BODY SIZE	BARB SIZE	LIST PRICE
28528	1/4"	1/4"	---
28530	1/4"	3/8"	---


BRASS PUSH-ON HOSE COUPLER



PART#	BODY SIZE	BARB SIZE	LIST PRICE
28531	1/4"	1/4"	---
28532	1/4"	3/8"	---


BRASS PLUGS

BRASS MALE PLUG



PART#	BODY SIZE	THREAD SIZE	LIST PRICE
28510B	1/4"	1/4"	---
28511B	1/4"	3/8"	---

BRASS FEMALE PLUG



PART#	BODY SIZE	THREAD SIZE	LIST PRICE
28501B	1/4"	1/4"	---
28502B	1/4"	3/8"	---

BRASS HOSE ID PLUG




PART#	BODY SIZE	BARB SIZE	LIST PRICE
28518B	1/4"	1/4"	---
28520B	1/4"	3/8"	---

LINCOLN INTERCHANGE

- Couplers have brass bodies with steel sleeves, Acetal valves, 6 steel locking balls, Nitrile seal and stainless steel springs
- Plugs are steel with green blue zinc plating
- Manual style
- Unique design includes long nose and short ball groove
- Maximum working pressure is 250 PSI

BRASS MALE COUPLER



PART#	BODY SIZE	THREAD SIZE	LIST PRICE
28683	1/4"	1/4"	---

BRASS/STEEL FEMALE COUPLER




PART#	BODY SIZE	THREAD SIZE	LIST PRICE
28684	1/4"	1/4"	---

STEEL MALE COUPLER




PART#	BODY SIZE	THREAD SIZE	LIST PRICE
28683S	1/4"	1/4"	---

STEEL FEMALE COUPLER



PART#	BODY SIZE	THREAD SIZE	LIST PRICE
28684S	1/4"	1/4"	---

STEEL MALE PLUG



PART#	BODY SIZE	THREAD SIZE	LIST PRICE
28685	1/4"	1/8"	---
28686	1/4"	1/4"	---

STEEL FEMALE PLUG



PART#	BODY SIZE	THREAD SIZE	LIST PRICE
28687	1/4"	1/4"	---

WARNING: This product can expose you to chemicals, including lead, which are known to the State of California to cause cancer and birth defects or other reproductive harm. For more information, visit www.P65Warnings.ca.gov

COUPLERS

PNEUMATICS

ST SERIES...HIGH FLOW

SPECIFICATIONS

BRASS - COUPLER & STEEL PLUG		
Temperature Range	-40° to 250°	
Rated Pressure	4650	2350

- Non-valved couplings for applications where maximum flow is required. Ideal for applications such as high pressure water and steam washers, carpet cleaners and mold coolant lines. They are often used in food processing, on fluid and dye transfer lines.
- Standard seals are Buna-N (Nitrile).


BRASS

BRASS MALE COUPLER



PART #	BODY & THREAD SIZE	LIST PRICE
28667	1/8"	---
28668	1/2"	---
28669	3/4"	---


BRASS FEMALE COUPLER



PART #	BODY & THREAD SIZE	LIST PRICE
28671	1/8"	---
28673	3/4"	---

STEEL

STEEL MALE PLUG



PART #	SIZE	LIST PRICE
28675	1/8"	---
28639	1/4"	---
28640	3/8"	---
28676	1/2"	---
28677	3/4"	---

STEEL FEMALE PLUG



PART #	SIZE	LIST PRICE
28688	1/8"	---
28619	1/4"	---
28620	3/8"	---
28679	1/2"	---
28680	3/4"	---
28681	1"	---


MINI TYPE QUICK DISCONNECTS

MALE COUPLER



PART #	SIZE	LIST PRICE
28605	1/8"	---

FEMALE PLUG



PART #	SIZE	LIST PRICE
28608	1/8"	---

WARNING: This product can expose you to chemicals, including lead, which are known to the State of California to cause cancer and birth defects or other reproductive harm. For more information, visit www.P65Warnings.ca.gov

SWIVEL FITTINGS

PNEUMATICS




MALE PIPE X FEMALE PIPE
STEEL

PART#	SIZE	LIST PRICE
320060	1/4"	---



MALE PIPE X FEMALE NPT

PART#	SIZE	LIST PRICE
320061	1/4"	---



MALE PIPE X FEMALE PIPE
STEEL & BRASS

PART#	SIZE	LIST PRICE
320082	1/4"	---



FEMALE PIPE X FEMALE PIPE
STEEL

PART#	SIZE	LIST PRICE
320073	1/4"	---



MALE PIPE X MALE PIPE
STEEL

PART#	SIZE	LIST PRICE
320074	1/4"	---



HOSE BARB X MALE PIPE
STEEL

PART#	SIZE	LIST PRICE
320072	1/4"	---



HOSE BARB X MALE PIPE
STEEL & BRASS

PART#	SIZE	LIST PRICE
320081	1/4"	---



HOSE BARB X FEMALE PIPE
STEEL

PART#	SIZE	LIST PRICE
320071	1/4"	---

SWIVEL FITTINGS

PNEUMATICS



**INDUSTRIAL PLUG X MALE PIPE
STEEL**

PART#	SIZE	LIST PRICE
320065	1/4"	---



**INDUSTRIAL PLUG X MALE PIPE
STEEL & BRASS**

PART#	SIZE	LIST PRICE
320065SB	1/4"	---



**INDUSTRIAL PLUG X FEMALE PIPE
STEEL & BRASS**

PART#	SIZE	LIST PRICE
320062	1/4"	---



**AUTOMOTIVE PLUG X MALE PIPE
STEEL & BRASS**

PART#	SIZE	LIST PRICE
320063	1/4"	---



**AUTOMOTIVE PLUG X MALE PIPE
#304 STAINLESS STEEL**

PART#	SIZE	LIST PRICE
320066	1/4"	---



**AUTOMOTIVE PLUG X FEMALE PIPE
STEEL & BRASS**

PART#	SIZE	LIST PRICE
320064	1/4"	---



**ARO PLUG X MALE PIPE
BRASS**

PART#	SIZE	LIST PRICE
320068	1/4"	---

MUFFLERS/ VENTS

PNEUMATICS

BRASS MUFFLERS

Materials:

Body: Brass

Element: Sintered Bronze

Max Operating Pressure: 300PSI

Temperature: 35° to 300°F

• Application: Designed to diffuse Air & Muffler noise to acceptable levels within OSHA noise requirements.

• Used on exhaust ports, valves, cylinders and air tools.


• Construction: Porous sintered bronze 40 micron filter element secured to a brass body



PART #	SIZE	LIST PRICE
300020	10/32"	---
300021	1/8"	---
300022	1/4"	---
300023	3/8"	---
300024	1/2"	---
300026	3/4"	---
300028	1"	---

40 Micron element

STAINLESS MUFFLERS



Materials:

Body: 303 Grade Stainless Steel

Element: 316 Grade Stainless Steel

Max Operating Pressure: 300PSI

Temperature: 35° to 392°F

PART #	SIZE	LIST PRICE
300032	1/8"	---
300033	1/4"	---
300034	3/8"	---
300035	1/2"	---

BRASS BREATHER VENT



Materials:

Body: Brass

Element: Sintered Bronze

Max Operating Pressure: 150PSI

Temperature: 35° to 300°F

• Application: Prevents Dirt and Foreign Particles from Entering Ports Open to Atmosphere. Typically used on Acting Cylinders


• Additional Use is Vacuum Relief or Pressure Equalization on Storage Vessels or Tanks

• Construction: Porous Sintered Bronzed 40 Micron Filter Element Secured to a brass body

PART #	SIZE	LIST PRICE
300000	10-32"	---
300001	1/8"	---
300002	1/4"	---
300003	3/8"	---
300004	1/2"	---
300006	3/4"	---
300008	1"	---

40 Micron element

STAINLESS BREATHER VENT



Materials:

Body: 303 Grade Stainless Steel

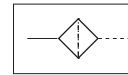
Element: 316 Grade Stainless Steel

Max Operating Pressure: 150PSI

Temperature: 35° to 390°F

PART #	SIZE	LIST PRICE
300014	1/8"	---
300015	1/4"	---
300017	3/8"	---
300018	1/2"	---
300019	3/4"	---

PRESSURE SNUBBER



Materials:

Body: Brass

Element: Sintered Bronze

Max Operating Pressure: 9000PSI

Temperature: 35° to 300°F

• Applications: Protect pressure instruments from sudden pressure surges and fluctuations providing more accurate gauge readings

• Construction: Solid brass housing with porous bronze element

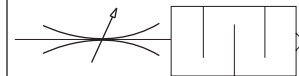
• Can be used for mini in-line filters

• 5 different porosity elements per package, allows each user to adjust snubbing capacity for the specific application

PART #	SIZE	POROSITY	LIST PRICE
28354	1/4"	40 um	---
28352	1/4"	25 um	---
28350	1/4"	10 um	---

Recommended Element Porosity Rating		
Rating	Color	Recommended Application
40 um	None	Viscous Fluids (over 500 ssu)
30 um	Black	Med. Type Oils (225 to 500 ssu)
25 um	Brown	Water & LT. Oils (30 to 25 ssu)
20 um	Green	Low Viscosity Fluids (under 30 ssu)
10 um	Red	Air and Other Gases
5 um	Purple	

SPEED CONTROL VALVE



Materials:

Body: Brass

Element: 40 Micron Sintered Bronze

Max Operating Pressure: 300PSI

Temperature: 35° to 300°F

• Application: Provide infinite variation of metering air flow at acceptable sound levels on air valve exhaust ports with complete safety

• The speed of an operating cylinder or air tool may be increased or decreased with the adjusting screw, the final position is locked in place by a lock nut

• Objectionable exhaust air noise is eliminated by the surrounding sleeve - 40 um sintered bronze

• Brass Body

• Max operating pressure: 300PSI

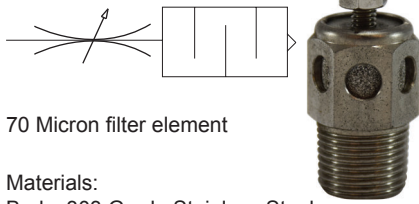
• Operating temperature: 35° F to 300° F

PART #	SIZE	LIST PRICE
940800	1/8"	---
940801	1/4"	---
940803	3/8"	---
940804	1/2"	---
940805	3/4"	---
940806	1"	---

VALVES/ MUFFLERS/ FILTERS

PNEUMATICS

STAINLESS SPEED CONTROL VALVE

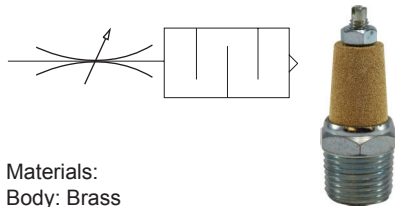


70 Micron filter element

Materials:
 Body: 303 Grade Stainless Steel
 Element: 316 Grade Stainless Steel
 Max Operating Pressure: 300PSI
 Temperature: 35° to 392°F

PART #	SIZE	LIST PRICE
940810	1/8"	---
940811	1/4"	---
940812	3/8"	---
940813	1/2"	---

MUFFLER W/ FLOW ADJUSTMENT

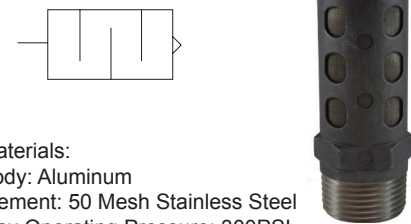


Materials:
 Body: Brass
 Element: Sintered Bronze
 Max Operating Pressure: 300PSI
 Temperature: 35° to 300°F

PART #	SIZE	LIST PRICE
28380	1/4"	---
28381	3/8"	---
28382	1/2"	---

HIGH FLOW ALUMINUM MUFFLER

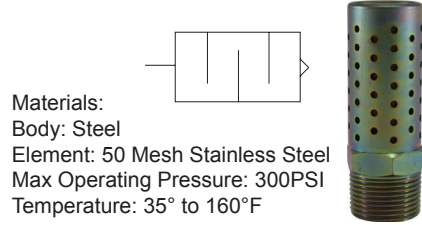
• hole pattern



Materials:
 Body: Aluminum
 Element: 50 Mesh Stainless Steel
 Max Operating Pressure: 300PSI
 Temperature: 35° to 160°F

PART #	SIZE	LIST PRICE
940823	1/4"	---
940824	3/8"	---
940825	1/2"	---
940826	3/4"	---
940827	1"	---

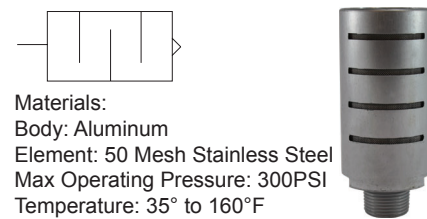
HIGH FLOW STEEL MUFFLER



Materials:
 Body: Steel
 Element: 50 Mesh Stainless Steel
 Max Operating Pressure: 300PSI
 Temperature: 35° to 160°F

PART #	SIZE	LIST PRICE
28373	1/8"	---
28374	1/4"	---
28375	3/8"	---
28376	1/2"	---
28377	3/4"	---
28378	1"	---

ALUMINUM HIGH FLOW MUFFLER



Materials:
 Body: Aluminum
 Element: 50 Mesh Stainless Steel
 Max Operating Pressure: 300PSI
 Temperature: 35° to 160°F

- Slit pattern
- Application: Used exhaust ports of Pneumatic valves or manifolds to reduce work area noise
- Construction: Aluminum body, 50 mesh self cleaning stainless steel screen corrosion resistant aluminum shell
- High flow & minimal back pressure

PART #	SIZE	LIST PRICE
28367	1/8"	---
28368	1/4"	---
28369	3/8"	---
28370	1/2"	---
28371	3/4"	---
28372	1"	---

PLASTIC HIGH FLOW MUFFLER



Materials:
 Body: Black Nylon
 Element: 50 Mesh Stainless Steel
 Max Operating Pressure: 150PSI
 Temperature: 35° to 120°F

PART #	SIZE	LIST PRICE
28364	1/4"	---
28365	3/8"	---
28366	1/2"	---

WARNING: This product can expose you to chemicals, including Chromium, which are known to the State of California to cause cancer and birth defects or other reproductive harm. For more information, visit www.P65Warnings.ca.gov

MANIFOLDS AND AIR REGULATORS

PNEUMATICS

MANIFOLDS

MANIFOLDS - ALUMINUM WITH BLACK ANODIZING

Materials:

Aluminum with black anodizing for corrosion resistance.

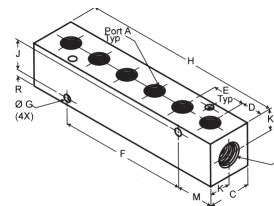
Specifications:

Max Operating Pressure: 1000PSI

Temperature: -10° to 200°F

Media: Air and liquids compatible with materials of construction.

• Ports column = # of ports in top of manifold



THREADED PORTS

Part #	Ports	List Price	A - out NPT	B - in NPT	C	D	E	F	G	H	J	K	M	R
28450	4	----	1/8"	1/4"	1.00	0.50	0.75	1.5	0.17	3.25	0.70	0.50	0.88	0.15
28452	6	---						3.00		4.75				
28456	10	---						6.00		7.75				
28458	3	----	1/4"	3/8"	1.25	0.63	0.88	0.88	0.20	3.00	0.89	0.63	1.06	0.18
28460	5	---						2.63		4.75				
28464	9	----						6.13		8.25				
28465	10	----						7.00		9.13				
28467	3	----	3/8"	3/8"	1.25	1.00	1.13	1.13	0.20	4.25	0.89	0.63	1.56	0.18
28468	4	----						2.25		5.38				
28469	5	----						3.38		6.50				
28470	6	---						4.50		7.63				

3 IN 1 ALUMINUM AIR MANIFOLD

No need to connect and disconnect every time you want to change tools. Supply 3 air tools from one outlet. These manifolds have one inlet with three 1/4 outlets.



PART #	SIZE	LIST PRICE
320120	1/4" Inlet	---
320121	3/8" Inlet	---
320122	1/2" Inlet	---
three 1/4" Outlets		

AIR REGULATOR

- Rated for Inlet Pressrue up to 140PSI(10bar).
- Ambient and Fluid Tempreature:5~60°C(41~140°F)
- Port Threads:NPT
- Flow Capacity:See Below,at 0.7Mpa Inlet Pressure and set at 0.5Mpa.
- Assembly Bracket is included.



PART #	SIZE	GAUGE PORT	REGULATING RANGE	LIST PRICE
AR2	1/4"	1/8	0.05~0.85Mpa(0.5~8.5kgf/cm2)(7.25psi~123psi)	---


SAFETY VALVES

PNEUMATICS

SAFETY VALVES

ASME CODED

- Valves are manufactured to ASME standards and certified by the national board of boiler and pressure vessel inspectors.
- Bubble tight to 10% of set pop-off pressure.
- ASME safety valves are interchangeable with all other ASME valves of same size and pressure.
- Brass construction. Marked ASME, NB
- 1/ Blister card.



PART #	MALE NPT	POP-OFF PRESSURE	AIR FLOW	LIST PRICE
87001	1/4"	70 PSI	70 CFM	---
87002	1/4"	125 PSI	120 CFM	---
87003	1/4"	150 PSI	140 CFM	---
87004	1/4"	200 PSI	170 CFM	---

Note: Valve resets after pressure drops 50%

NON-CODED SAFETY RELIEF VALVES

- Non-coded safety valves are constructed of the same materials as the AMSE safety valves but are not national board certified and cannot be used on applications requiring ASME components.
- Valves are equipped with a lift ring for instant relief and are staked at the factory at the pre set pop-off pressure.
- Marked ASME, UV, NB




PART #	MALE NPT	POP-OFF PRESSURE	LIST PRICE
87008	1/4"	125 PSI	---
87009	1/4"	150 PSI	---


Warning: These valves are not to be used on compressors with a capacity over 15 CFM or 3 HP or 12 gallon storage tank.

COMPRESSOR TANK CHECK VALVES

- Used in compressor tanks to prevent air volume and pressure from escaping back into compressor heads while the compressor is not operating.
- Brass body with Teflon poppet.
- 1/8" Female NPT side port for pressure switch application.
- Maximum working pressure: 450 PSI
- Maximum temperature: 400°F



PART #	TANK BUNG HOLE SIZE	COMPRESSOR AIR LINE SIZE	SCFM	LIST PRICE
87020	1/2" NPT Male	3/8" Tube Compression male	20	---
87021	1/2" NPT Male	1/2" Tube Compression male	20	---



87023	1/2" NPT Male	1/2" NPT Female	20	---
-------	---------------	-----------------	----	-----


WARNING: This product can expose you to chemicals, including lead, which are known to the State of California to cause cancer and birth defects or other reproductive harm. For more information, visit www.P65Warnings.ca.gov

TANK VALVES

BRASS BICYCLE PUMP FITTING

Screw on swivel chuck for most hand operated tire pumps.


Buna-N-Seal • Deflator



INT x 3/16 Barb

PART #	SIZE	LIST PRICE
32782	3/16"	---

INFLATOR



INT x 3/16

PART #	SIZE	LIST PRICE
32783	3/16"	---

PNEUMATIC SLIDE VALVE

- Max Operating Pressure: 200 psig
- Temperatures: -20°F to +200°F

Manually operated slide valves provide simple on/off airflow control. They can be mounted horizontally, vertically or at any angle.

Open Position



MALE X FEMALE

PART #	SIZE	L	HEX	LIST PRICE
20780	1/8"	2.15	9/16"	---

INT = Inflation needle thread .305 in. OD x 32 threads per inch

TANK & VENT VALVES

Three standard styles of valve bodies, complete with short core, for air lifts, water pumps, vacuum, pressurized containers, air jacks, and other pneumatic devices.

REGULAR: 300 PSI and cracking pressure 80 PSI

1/8" NPT - .9" LONG SPRING CORE

7/16" Hex

1/8 x INT




PART #	SIZE	LIST PRICE
46620	1/8	---

1/8" NPT 1.207" LONG SPRING CORE

7/16" Hex

1/8 x INT



PART #	SIZE	LIST PRICE
46621	1/8	---

1/4" NPT 1.46" LONG SPRING CORE

9/16" Hex

w/ Black cap

1/4 x INT



PART #	SIZE	LIST PRICE
46622	1/4	---

TANK VALVE ACCESSORIES

BLACK PLASTIC CAP

No gasket



Inflation
needle threads

PART #	LIST PRICE
46630	---

SHORT NICKEL PLATED DOME CAP

Dome skirted type



Inflation
needle thread

PART #	LIST PRICE
46631	---

WARNING: This product can expose you to chemicals, including lead, which are known to the State of California to cause cancer and birth defects or other reproductive harm. For more information, visit www.P65Warnings.ca.gov

BLOW GUNS/ NOZZLES

PNEUMATICS

COMPACT BLOW GUN W/RUBBER TIP

- Includes One Rubber Tip and One Safety Tip
- Zinc Alloy Body
- 1/4" FPT Inlet
- Maximum 150 psi (Recommended Working Pressure 90-120 psi)
- Safety Tip Limits Air Pressure to 30 psi When Dead-Ended per OSHA requirement
- Maximum 87 dba
- 1/8" Outlet



PART #	SIZE	LIST PRICE
320053	1/4"	---

SAFETY BLOW GUN

- Heavy-Duty Design
- Internal Safety Valve that Limits Air Pressure to Less than 30 psi When dead-ended per OSHA
- Aluminium Alloy Body
- 1/4" FPT Inlet
- Maximum 150 psi (Recommended Working Pressure 90-120 psi)
- Safety Tip Limits Air Pressure to 30 psi When Dead-Ended per OSHA Requirement
- Maximum 87 dba
- 1/8" Outlet



PART #	SIZE	LIST PRICE
320054	1/4"	---

SAFETY BLOW GUN

- N/P steel handle with plastic sleeve
- Brass Valve
- Zinc body
- Aluminum nozzle



1/8" Outlet

PART #	SIZE	LIST PRICE
320050	1/4" Inlet	---

5114 51-124 401 20430AD S148 D204-30 6475

IN-LINE BLOW GUN



PART #	LIST PRICE
320086	---

LEVER ACTION TWO-WAY GUN



PART #	LIST PRICE
320087	---

PISTOL GRIP BLOW GUN


- Lightweight, Ergonomic Design
- Delrin® Body
- Trigger Air Flow Control
- 1/4" FPT Inlet
- 3" Nozzle Ideal for Tight Spaces
- Recommended Working Pressure 90-120 psi
- Maximum 87 DbA



PART #	SIZE	LIST PRICE
320036	1/4"	---

PISTOL GRIP BLO-GUN

- Material**
- Body: POM (engineering plastic)
 - Nozzle: nickel plated carbon steel
 - Blue Handle Color
- Features**
- Simple construction, economic
 - Global thread connection
 - Durable and versatile applications
 - 4 inch nozzle



150 PSI

PART #	SIZE	LIST PRICE
320035	1/4"	---

RUBBER TIPPED NOZZLE



MAKES POSITIVE SEAL BETWEEN GUN AND FUEL LINE OR OTHER OPENINGS. USE ONLY ON AIR LINE REGULATED TO 30 PSI OR LESS

PART #	THREAD SIZE	LIST PRICE
320070	1/8 - 27	---

51-521 2058 D201RT 411R

WATER NOZZLE



PART #	LIST PRICE
320083	---

INFLATOR/AIR NOZZLE



PART #	LIST PRICE
320084	---

RADIATOR FILLERS



PART #	LIST PRICE
320085	---

WARNING: This product can expose you to chemicals, including lead, which are known to the State of California to cause cancer and birth defects or other reproductive harm. For more information, visit www.P65Warnings.ca.gov

TIRE GAUGES

PNEUMATICS

TIRE GAUGES

M - TIRE GAUGE

320-021



HEAVY DUTY DUAL FOOT TIRE GAUGE

320-022



DUAL ANGLE FOOT TRUCK PENCIL GAUGE

320-023



PART #	PRESSURE RANGE	INCREMENT	HEAD	BODY	BAR(Psi/KPA)	LIST PRICE
320021	20-120psi	2 psi	Metal	Metal	4 sided plastic	---
320022	10-120psi	2 psi	Plastic	Metal	4 sided plastic	---
320023	20-120psi	2 psi	Metal	Metal	4 sided plastic	---

INFLATION NEEDLE



• See thread note below


PART #	LIST PRICE
320095	---

1 PIECE BLOW GUN TAPERED NOZZLE



PART #	SIZE	LIST PRICE
320076	NT	---

VOLUME REGULATOR



PART #	FIP X MIP	LIST PRICE
46615	1/4	---

What size thread is an inflation needle (INT)?

Metric: 7.7mm OD, thread root diameter is 6.9mm x 0.794 pitch
English: 0.305 OD, threadroot diameter 0.302 in x 32 tpi (threads per inch)

1 PIECE EXTENSION



PART #	SIZE	LIST PRICE
320080	NT	---

1 PIECE BLOW GUN ADAPTER



PART #	SIZE	LIST PRICE
320078	Female NT x 1/8 MPT	---

NYLON COIL AIR HOSE

- 200 psi working pressure
- 4:1 Safety factor (burst vs working pressure)
- Spring end sleeves to prevent kinking
- 1/4 MPT Brass fittings on both ends
- Temperature range 32°F to 120°F
- Packaged for retail sale



PART #	DESCRIPTION	SIZE	LIST PRICE
307030	25'	1/4" NPT	---
307031	50'	1/4" NPT	---

WARNING: This product can expose you to chemicals, including lead, which are known to the State of California to cause cancer and birth defects or other reproductive harm. For more information, visit www.P65Warnings.ca.gov

PNEUMATICS

CHUCKS
PNEUMATICS

FOOT CHUCKS

HEX BALL FOOT CHUCK



PART #		LIST PRICE
46600	1/4 FPT Live Air	---

BALL FOOT CHUCK W/ 1/4 ID HOSE BARB



PART #		LIST PRICE
46607	1/4 ID Live Air	---

DUAL HEAD STRAIGHT AIR CHUCK



DUAL HEAD AIR CHUCK 1/4"FNPT,THE LENGTH IS 6.08",THE HEAD IS ZINC-ALLOY,AND THE NUT IS BRASS WITH CHROME PLATED.

PART #		LIST PRICE
320000	1/4	---

DUAL HEAD ANGLE FOOT AIR CHUCK



DUAL HEAD STRAIGHT FOOT AIR CHUCK 1/4"FNPT FOR INNER DUALS;BOTH ENDS LOCK ON VALVE CORE THREADS,THE LENGTH IS 6.66",THE HEAD IS ZINC-ALLOY,AND THE NUT IS BRASS WITH CHROME PLATED.

PART #		LIST PRICE
320005	1/4	---

INFLATORS WITH GAUGE

INFLATOR/ GAUGE

- RUGGED ZINC CAST BODY WITH BRASS INTERNALS FOR LONG LIFE
- SOLID BRASS GAUGE BAR
- BUILT-IN AIR RELIEF VALVE
- 6"DUAL-FOOT AIR CHUCK



320-010

INFLATOR/ GAUGE

- RUGGED ZINC CAST BODY WITH BRASS INTERNALS FOR LONG LIFE
- EASY TO VIEW BUILT-IN SIGHT GAUGE
- FULL SWIVEL HOSE FITTINGS
- PROTECTIVE RUBBER BUMPER
- BUILT-IN AIR RELIEF VALVE
- 6"DUAL-FOOT AIR CHUCK



320-011

PART #	PRESSURE RANGE	INCREMENT	INLET	HOSE LENGTH	LIST PRICE
320010	10-120 psi	2 psi	1/4 FPT	12"	---
320011	10-120 psi	2 psi	1/4 FPT	12"	---

WARNING: This product can expose you to chemicals, including lead, which are known to the State of California to cause cancer and birth defects or other reproductive harm. For more information, visit www.P65Warnings.ca.gov

AIR ACCESSORY SET

PNEUMATICS

16PCS-AIR ACCESSORY SET

PART# 87400



LIST PRICE: ---

CONTENTS OF BLISTER CARD PACKAGE

COMPONENTS FOR PART # 87400
1pc-1/4"FNPT industrial coupler
2pcs-1/4"FNPT industrial plugs
2pcs-1/4"MNPT industrial plugs
1pc-1/4" male connector
1pc-1/4" double female connector
1pc-ball foot chuck
1pc-blow gun
1pc-dial tire gauge
1pc-tapered rubber tip
1pc-blow gun safety nozzle
1pc-blow gun tapered nozzle
2pcs-inflation needles
1pc-25ft. nylon recoil hose

10PCS-AIR ACCESSORY SET

PART# 87402



LIST PRICE: ---

CONTENTS OF BLISTER CARD PACKAGE

COMPONENTS FOR PART # 87402
1pc-1/4"female connector
1pc-blow gun safety nozzle
1pc-blow gun tapered nozzle
1pc-ball foot chuck
1pc-blow gun
1pc-1/4"FNPT industrial coupler
1pc-1/4" FNPT industrial plug
1pc-1/4"MNPT industrial plug
2pcs-inflation needles

7PCS-AIR ACCESSORY SET

PART# 87404



LIST PRICE: ---

CONTENTS OF BLISTER CARD PACKAGE

COMPONENTS FOR PART # 87404
1pc-blow gun rubber tip
1pc-blow gun safety nozzle
1pc-blow gun tapered nozzle
1pc-extension
1pc-blow gun
2pcs-inflation needles

11PCS-AIR ACCESSORY SET

PART# 87406



LIST PRICE: ---

CONTENTS OF BLISTER CARD PACKAGE

COMPONENTS FOR PART # 87406
1pc-blow gun rubber tip
1pc-blow gun safety nozzle
1pc-blow gun tapered nozzle
1pc-blow gun standard nozzle
1pc-blow gun adapter
1pc-hose&chuck assembly
1pc-blow gun
1pc-inflation needle
1pc-1/4"FNPT industrial coupler
1pc-1/4" FNPT industrial plug
1pc-1/4"MNPT industrial plug

AIR ACCESSORY SET

PNEUMATICS

17PCS-AIR ACCESSORY SET

PART# 87408



LIST PRICE: ---

CONTENTS OF BLISTER CARD PACKAGE

COMPONENTS FOR PART # 87408
1pc-1/4" double female connector
2pcs-1/4" double male connectors
1pc-blow gun safety nozzle
1pc-blow gun tapered nozzle
1pc-dual-foot tire chuck
1pc-tire gauge
1pc-blow gun
1pc-1/4" FNPT industrial coupler
2pcs-1/4" FNPT industrial plug
4pcs-1/4" MNPT industrial plug
2pcs-inflation needles

12PCS-AIR ACCESSORY SET

PART# 87410



LIST PRICE: ---

CONTENTS OF BLISTER CARD PACKAGE

COMPONENTS FOR PART # 87410
1pc-blow gun safety nozzle
1pc-blow gun tapered nozzle
1pc-blow gun rubber nozzle
1pc-ball foot tire chuck
1pc-blow gun
1pc-1/4"FNPT industrial coupler
1pc-1/4" MNPT industrial coupler
2pcs-1/4"FNPT industrial plug
2pcs-1/4"MNPT industrail plug
1pc-inflation needle

20PCS-AIR ACCESSORY SET

PART# 87412



LIST PRICE: ---

CONTENTS OF BLISTER CARD PACKAGE

COMPONENTS FOR PART # 87412
1pc-dual-foot tire chuck
1pc-tire gauge
1pc-blow gun rubber nozzle
1pc-blow gun adapter
1pc-1/4" double male connector
1pc-1/4" double female connector
1pc-blow gun safety nozzle
1pc-blow gun tapered nozzle
1pc-thread seal tape
1pc-blow gun
2pcs-1/4"FNPT industrial coupler
2pcs-1/4"FNPT industrial plug
3pcs-1/4"MNPT industrial plug
2pcs-inflation needles
1pc-1/4"x 25Ft coil Nylon hose

WARNING: This product can expose you to chemicals, including lead, which are known to the State of California to cause cancer and birth defects or other reproductive harm. For more information, visit www.P65Warnings.ca.gov

QUICK DISCONNECT KITS

PNEUMATICS

1/4" X 1/4" NPT INDUSTRIAL 7PCS

PART# 87414



LIST PRICE: ---

CONTENTS OF BLISTER CARD PACKAGE

COMPONENTS FOR PART # 87414
2pc-1/4"x1/4" FNPT T I/M coupler
2pcs-1/4"x1/4" FNPT I/M plugs
2pcs-1/4"x1/4"MNPT I/M plugs
1pc-double 1/4" MNPT fitting

1/4" X 1/4" NPT INDUSTRIAL 5PCS

PART# 87416



LIST PRICE: ---

CONTENTS OF BLISTER CARD PACKAGE

COMPONENTS FOR PART # 87416
1pc-1/4"x1/4"FNPT I/M coupler
4pc-1/4"X1/4" MNPT I/M plug

1/4" X 1/4" NPT INDUSTRIAL 5PCS

PART# 87418



LIST PRICE: ---

CONTENTS OF BLISTER CARD PACKAGE

COMPONENTS FOR PART # 87418
1pc-1/4"x1/4"FNPT I/M coupler
1pc-1/4"x1/4"FNPT I/M plug
1pc-1/4"X1/4" MNPT I/M plug
1pc-double 1/4" MNPT fitting

1/4" X 1/4" NPT INDUSTRIAL 3PCS

PART# 87420



LIST PRICE: ---

CONTENTS OF BLISTER CARD PACKAGE

COMPONENTS FOR PART # 87420
1pc-1/4"x1/4" FNPT I/M coupler
1pc-1/4"x1/4" FNPT I/M plug
1pc-1/4"x1/4" MNPT I/M plug

3/8" X 1/4" NPT AUTOMOTIVE 5PCS KIT

PART# 87422



LIST PRICE: ---

CONTENTS OF BLISTER CARD PACKAGE

COMPONENTS FOR PART # 87422
1pc-3/8"x1/4" FNPT Automotive coupler
2pcs-3/8"x1/4"MNPT Automotive plugs
1pc-double 1/4"MNPT fitting
1pc-double 1/4"FNPT fitting

GAUGES

STANDARD DRY GAUGES

STEEL CASE

All the gauges supplied by us are designed for long, reliable service under rugged conditions. Typical applications include compressors, filter regulators, water pumps, beverage dispensing equipment, hydraulic and pneumatic systems, and other applications, where the media does not corrode brass. ALL CONNECTIONS ARE BRASS.



1-1/2" FACE
1/8" NPT LOWER MOUNT

PART #	PSI	LIST PRICE
80501	0-15	---
80502	0-30	---
80503	0-60	---
80504	0-100	---
80505	0-160	---
80506	0-200	---

LOWER MOUNT

- Plastic lens (window)



2" FACE
1/4" LOWER MOUNT

PART #	PSI	LIST PRICE
80001	0-15	---
80002	0-30	---
80003	0-60	---
80004	0-100	---
80005	0-160	---
80006	0-200	---
80007	0-300	---
80020	30-0	---



2-1/2" FACE
1/4" LOWER MOUNT

PART #	PSI	LIST PRICE
80031	0-15	---
80032	0-30	---
80033	0-60	---
80034	0-100	---
80035	0-160	---
80036	0-200	---



1-1/2" FACE
1/8" NPT CENTER BACK MOUNT

PART #	PSI	LIST PRICE
80511	0-15	---
80512	0-30	---
80513	0-60	---
80514	0-100	---
80515	0-160	---
80516	0-200	---

CENTER BACK MOUNT



2" FACE
1/4" CENTER BACK MOUNT

PART #	PSI	LIST PRICE
80301	0-15	---
80302	0-30	---
80303	0-60	---
80304	0-100	---
80305	0-160	---
80306	0-200	---
80307	0-300	---



2-1/2" FACE
1/4" CENTER BACK MOUNT

PART #	PSI	LIST PRICE
80331	0-15	---
80332	0-30	---
80333	0-60	---
80334	0-100	---
80335	0-160	---
80336	0-200	---

WARNING: This product can expose you to chemicals, including lead, which are known to the State of California to cause cancer and birth defects or other reproductive harm. For more information, visit www.P65Warnings.ca.gov

LIQUID FILLED GAUGES

STAINLESS CASE

Liquid filled gauges enhance the reliability and integrity of the measuring system for long periods. The glycerine filling helps dampen the effects of vibration and pulsation. It also lubricates the movement which extends the life of the gauge.

CONNECTIONS ARE BRASS.



**1-1/2" FACE
1/8" LOWER MOUNT**

PART #	PSI	LIST PRICE
80601	0-15	---
80602	0-30	---
80603	0-60	---
80604	0-100	---
80605	0-160	---
80606	0-200	---



**2-1/2" FACE
1/4" LOWER MOUNT**

PART #	PSI	LIST PRICE
80061	0-15	---
80062	0-30	---
80063	0-60	---
80064	0-100	---
80065	0-160	---
80066	0-200	---
80067	0-300	---
80068	0-400	---
80069	0-600	---
80100	0-1000	---
80101	0-1500	---
80102	0-2000	---
80103	0-3000	---
80104	0-5000	---
80105	0-10000	---
80080	30-0 Vacuum	---
80081	-30 to +30	---



**4" FACE
1/4" LOWER MOUNT**

PART #	PSI	LIST PRICE
80463	0-100	---

- Liquid Filled Gauges with a stainless case are used for protection in harsh environments.
- Stainless Steel Case
- Copper Alloy Wetted parts
- Polycarbonate window
- ± 1.5% of span accuracy
- Temp. Range -104°F to 158°F

CENTER BACK MOUNT



**1-1/2" FACE
1/8" CENTER BACK MOUNT**

PART #	PSI	LIST PRICE
80611	0-15	---
80612	0-30	---
80613	0-60	---
80614	0-100	---
80615	0-160	---
80616	0-200	---



**2-1/2" FACE
1/4" CENTER BACK MOUNT**

PART #	PSI	LIST PRICE
80201	0-15	---
80202	0-30	---
80204	0-60	---
80203	0-160	---
80205	0-100	---
80206	0-200	---
80207	0-300	---
80208	0-400	---
80209	0-600	---

WARNING: This product can expose you to chemicals, including lead, which are known to the State of California to cause cancer and birth defects or other reproductive harm. For more information, visit www.P65Warnings.ca.gov

TAPES/ SEALANT

PNEUMATICS

PTFE THREAD SEAL TAPE

- Density 0.4
 - Thickness 3.5 MIL
 - Meets MIL specs
- T-27730A



PART #	SIZE	CASE QTY	LIST PRICE
982107	1/2" x 260"	500	---
982108	1/2" x 520"	500	---
982109	3/4" x 260"	350	---
982110	3/4" x 520"	350	---

POP OUT COVERED SPOOL

GREY STAINLESS STEEL

- Density 1.2
 - Thickness 4MIL
 - Meets MIL specs
- T-27730A & CID A-A 58092



PART #	SIZE	CASE QTY	LIST PRICE
982135	1/2" x 260"	250	---
982136	1/2" x 520"	150	---
982137	3/4" x 260"	150	---
982138	3/4" x 520"	150	---

GREEN OXYGEN TAPE

- Density 1.2
 - Thickness 3.5MIL
 - Meets MIL specs
- T-27730A & CID A-A 58092



PART #	SIZE	CASE QTY	LIST PRICE
982130	1/2" x 260"	250	---
982131	1/2" x 520"	150	---
982132	3/4" x 520"	150	---

PTFE BLUE SEAL TAPE

- Professional grade top -450 to +450°F
 - Super long roll
 - Twice the density of standard tape for less passes, lasts longer
 - Density 0.8
 - Thickness 3.5 MIL
 - Meets MIL Spec
- T-27730A



PART #	SIZE	CASE QTY	LIST PRICE
982120	1/2" x 1368"	250	---
982121	3/4" x 1368"	150	---
982122	1" x 1296"	150	---

YELLOW GAS LINE TAPE

- Density 0.9
 - Thickness 4MIL
 - Meets MIL specs
- T-27730A



PART #	SIZE	CASE QTY	LIST PRICE
982125	1/2" x 260"	250	---
982126	1/2" x 520"	150	---
982127	3/4" x 520"	150	---

PVC ELECTRICAL TAPE

- Rated to 176 degrees fahrenheit
- Suitable for use up to 600V
- UL Listed
- Individually wrapped in cellophane



PART #	SIZE	LIST PRICE
982140	3/4" X 60' Black	---

THREAD SEALANT

GASOILA SOFT-SET THREAD WITH PTFE



PART#	SIZE	UNITS PER CASE	LIST
983100	1/4 pt. Brush	24	---
983101	1/2 pt. Brush	24	---
983102	1 pt. Brush	12	---

PLS 2 PREMIUM THREAD AND GASKET SEALER



PART#	SIZE	UNITS PER CASE	LIST PRICE
983110	1/4 pt. Brush	12	---

GASOILA NT NON-PTFE THREAD SEALANT



PART#	SIZE	UNITS PER CASE	LIST PRICE
983120	1/2 pt. Brush	12	---

JC-30 GASOILA HIGH-FILL



PART#	SIZE	UNITS PER CASE	LIST PRICE
983116	1 pt. Brush	6	---

FREE ALL DEEP PENETRATING OIL



PART#	SIZE	UNITS PER CASE	LIST
983125	6 oz. Aerosol	12	---
983126	11 oz. Aerosol	12	---

LUBE-IT ALL DEEP LUBRICATING OIL



PART#	SIZE	UNITS PER CASE	LIST
983130	6 oz. Aerosol	12	---

WARNING: This product can expose you to chemicals, including lead, which are known to the State of California to cause cancer and birth defects or other reproductive harm. For more information, visit www.P65Warnings.ca.gov

HYDRAULIC ADAPTERS & ACCESSORIES



STEEL ADAPTERS

HYDRAULIC QUICK
DISCONNECTS

HYDRAULIC VALVES &
ACCESSORIES

Technical information

Profile size chart

- Steel Pipe Swivels
- 37° JIC Flare Straights
- 37° JIC Flare Shapes
- Bulkhead Adapters
- Steel Pipe Fittings
- O-Ring Adapters Straight
- JIC Swivels
- O-Ring Adapters
- O-Ring Face Seal
- BSPT/ BSPP Adapters
- Metric Adapters
- Flange Adapters
- Stainless Steel Adapters
- SS Hose Fittings

- Thread to Connect - Wing
- ISO A Interchange
- ISO B Interchange
- Flush Face ISO
- VEP Series
- AG Interchange
- Hydraulic Jack Q/D

- Flow Control Valve
- Variable Flow Control
- Air Breathers

PLATING SPECIFICATION

We standard Trivalent, Cr⁺³ plating performs at nearly double the S.A.E. corrosion resistance requirement. The plating meets ASTM B633, Fe/Zn 5. The thickness is 5um-13um. This plating is silver in appearance and has been testing at 96 hours to white rust and 120 hours to red rust.

TECHNICAL INFORMATIONHYDRAULIC ADAPTERS

TECHNICAL INFORMATION**WORKING PRESSURE**

The tables on the following pages list the recommended working pressure for a variety of hydraulic fittings made in accordance with certain industry standards. Many factors such as impulse, vibration, mechanical shock, and improper assembly may affect the integrity of the fitting connection.

We recommends sufficient testing be conducted to ensure that performance levels will be safe and satisfactory, especially if installed in systems operating at elevated pressures or in severe conditions. Working pressure ratings are capable of a 4 to 1 minimum burst. All steel fittings meet or exceed the minimum SAE pressure ratings. Always consider application and maximum pressure requirements when selecting fittings.

METHODS FOR INSTALLING FITTINGS

There are three methods for installing a fitting:

- Torque wrench
- Flats From Wrench Resistance
- Turns From Finger Tight

For Flare and NPSM Fittings, we recommend the flats from wrench resistance method be used whenever possible.

The differences in material, plating, and surface finish impacts the coefficient of friction when installing or connecting fittings. To minimize these variances, We recommend that fitting connections are lubricated when installed. Connections that are lubricated provide a more accurate installation torque, which results in fewer leaks.

USING A TORQUE WRENCH

The torque values given in the tables on the following pages are for reference purposes only based on industry standard practice and for low carbon steel mating with steel/iron components. Actual torque values may need to be adjusted due to variances described above.

SAE recommends always making a wet (lubricated) installation or connection to reduce friction on moving parts, O-rings, and variances in material and plating. The torque values in these tables are based off SAE values using a .17 coefficient of friction as per SAE J2593. Many hydraulic leaks are a result of over-torque, which causes excessive deformation of material or exceeds the yield strength of the material, which may reduce the load or clamping force between seal contacts.

If more than one value or range is given, use the lower value first and increase only if required. Over-torquing can damage a fitting or mating component.

TECHNICAL INFORMATION

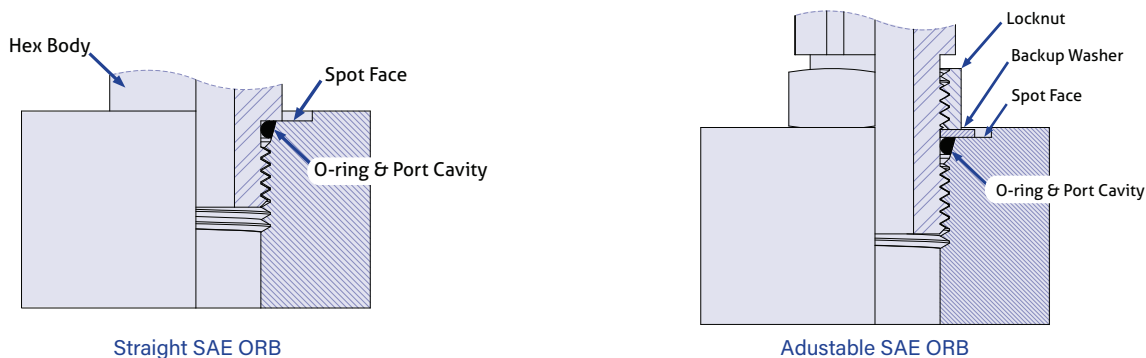
HYDRAULIC ADAPTERS

SAE O-Ring Boss Port Specifications

O-ring Boss ports (ORB) provide a seal by trapping the fitting's O-ring inside a port cavity. When a fitting is installed into the port, the O-ring is trapped between the fitting body hex or washer and port cavity.

Straight fittings include a hex, and sometimes an additional cylindrical shoulder below the hex and above the threads, to trap the O-ring in the port cavity.

Elbow and Tee fittings require a backup washer and a locknut above the O-ring on the threaded stud to permit a 360° orientation of the fitting around the port.



The following table lists the specifications for SAE O-Ring Boss Ports.

SAE O-Ring Boss Specifications								
Dash Size	Tube Size	Thread	SAE-ORB to JIC and Pipe Fittings*			SAE-ORB to ORFS Fittings**		
			Torque	Working Pressure		Torque	Working Pressure	
			Adjustable & Non-Adjustable	Adjustable	Non-Adjustable	Adjustable & Non-Adjustable	Adjustable	Non-Adjustable
			(ft-lbs) +25% -0%	(psi)	(psi)	(ft-lbs) +25% -0%	(psi)	(psi)
02	1/8	5/16-24	6	4500	4500	-	-	-
03	3/16	3/8-24	7	4500	4500	7	5800	9100
04	1/4	7/16-20	13	4500	4500	15	5800	9100
05	5/16	1/2-20	18	4500	4500	18	5800	9100
06	3/8	9/16-18	22	3600	4500	26	5800	9100
08	1/2	3/4-16	37	3600	4500	52	5800	9100
10	5/8	7/8-14	44	2900	3600	74	5800	9100
12	3/4	1-1/16-12	70	2900	3600	125	5800	5800
14	7/8	1-3/16-12	92	2300	2900	158	5800	5800
16	1	1-5/16-12	111	2300	2900	199	4500	5800
20	1 1/4	1-5/8-12	147	1800	2300	210	3600	3600
24	1 1/2	1-7/8-12	155	1800	2300	273	2900	3600
32	2	2-1/2-12	221	1450	1800	-	-	-

* = Light duty studs included on JIC, NPTF and NPSM fittings per SAE J1926/3 & J514
 ** = Heavy duty studs included on ORFS fittings per SAE J1926/2 & J1453

Note: Torque values are for wet torque and are allowed up to 25% the listed value according to SAE J2593.

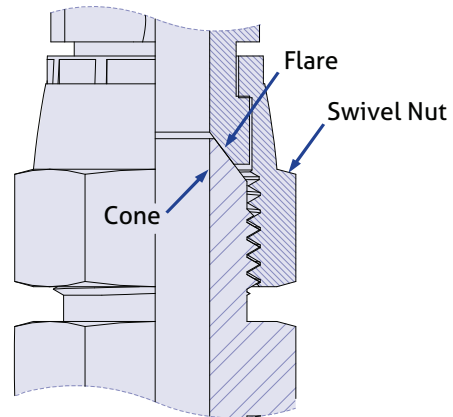
TECHNICAL INFORMATION

HYDRAULIC ADAPTERS

JIC Adapter Specifications

Male flared fittings include a conical nose with external threads for clamping.

A flared fitting or tube assembly is tightened against the cone with a swivel nut. By forcing the flare against the cone during the torquing process, the nose cone is slightly deformed and meshes to create a metal to metal seal between the flare and the cone.



The following table lists the specifications for JIC adapters.

JIC Specifications							
Dash Size	Tube Size	Thread	Working Pressure		Torque		
			Male (psi)	Female Swivel Nut (psi)	JIC Rigid (FFWR)	JIC Swivel (FFWR)	Bulkhead Locknut (ft-lbs) +25% -0%
02	1/8	5/16-24	5000	5000	1/4 - 1/2	2	4
03	3/16	3/8-24	5000	5000	1/4 - 1/2	2	6
04	1/4	7/16-20	5000	4500	1/4 - 1/2	2	10
05	5/16	1/2-20	5000	4000	1/4 - 1/2	2	13
06	3/8	9/16-18	5000	4000	1/4 - 1/2	2	16
08	1/2	3/4-16	4500	4000	1/4 - 1/2	2	27
10	5/8	7/8-14	3500	3000	1/4 - 1/2	1 1/2	32
12	3/4	1-1/16-12	3500	3000	1/4 - 1/2	1 1/2	52
14	7/8	1-3/16-12	3000	2500	1/4 - 1/2	1 1/2	66
16	1	1-5/16-12	3000	2500	1/4 - 1/2	1 1/2	85
20	1 1/4	1-5/8-12	2500	2000	1/4 - 1/2	1	111
24	1 1/2	1-7/8-12	2000	1500	1/4 - 1/2	1	114
32	2	2-1/2-12	1500	1125	1/4 - 1/2	1	162

Values are per SAE J514

TECHNICAL INFORMATION

HYDRAULIC ADAPTERS

Pipe & Pipe Swivel Adapter Specifications

NPSM fittings include an inverted 60° cone inside an internally threaded swivel union nut. Male NPTF fittings that have a 30° internal chamfer that make a 60° inverted cone, will mate with NPSM swivel unions.

NOTE: THE MATING MALE THREADS MUST INCLUDE AN INSIDE CHAMFER ON THE END OF THE FITTING THAT MATES WITH THE INVERTED CONE. THREADS ARE FOR CLAMPING FORCE ONLY AND THE SEALING OCCURS ON A SMALL RADIAL SECTION BETWEEN THE MALE FITTING INTERNAL CHAMFER AND THE SWIVEL UNION INVERTED CONE.

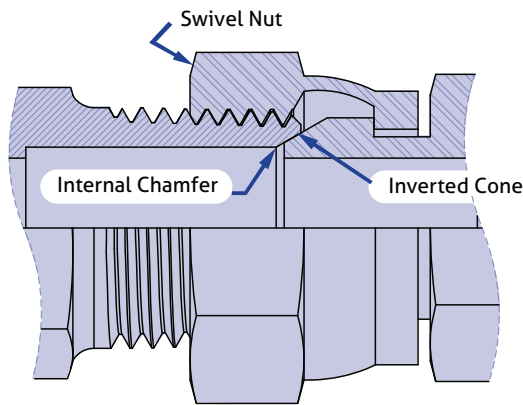


Figure 7 : NPTF & NPSM Union

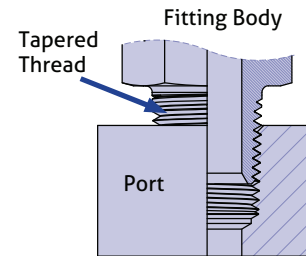


Figure 8: NPT & NPTF Assembly

NPT and NPTF pipe threads seal by wedging the tapered threads through deformation into each other. Both of these threads require thread sealants to complete a seal.

The following table lists the specifications for NPT, NPTF, and NPSM Pipe adapters.

NPT, NPTF, and NPSM Pipe Specifications						
Dash Size	Thread Size	Major OD* (inch)	Working Pressure		Torque	
			NPT, NPTF Male and Female	NPSM Female Swivel Nut	NPT, NPTF	NPSM Swivel Union
			(psi)	(psi)	(TFFT)	(FFWR)
02	1/8-27	.405	5000	5000	2-3	2
04	1/4-18	.540	4000	5000	2-3	2
06	3/8-18	.675	3000	4000	2-3	2
08	1/2-14	.84	3000	3500	2-3	2
12	3/4-14	1.050	2500	2250	2-3	2
16	1-11 1/2	1.315	2000	2000	1 1/2 - 2 1/2	1 1/2
20	1 1/4-11 1/2	1.660	1150	1625	1 1/2 - 2 1/2	1 1/2
24	1 1/2-11 1/2	1.900	1000	1250	1 1/2 - 2 1/2	1 1/2
32	2-11 1/2	2.375	1000	1125	1 1/2 - 2 1/2	1 1/2

Values are per SAE J514 & J2593

Table 3: NPT, NPTF, and NPSM Pipe Specifications

TECHNICAL INFORMATION

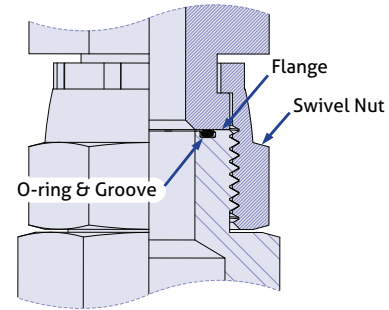
HYDRAULIC ADAPTERS

O-ring Face Seal Adapter Specifications

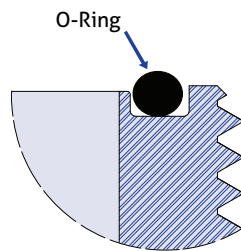
O-ring face seal fittings include a precision groove in the face of the male fitting. Sealing occurs when an O-ring is trapped in the groove by a smooth flat flange that is clamped against the face with a nut or nut and sleeve. The flat flange may be formed or brazed onto the end of a tube, or is machined on a fitting.

There are two SAE groove types:

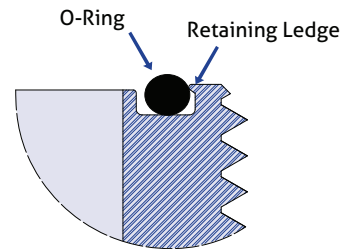
- Type A: The original style A O-ring has no retaining ledge.
- Type B: The Type B groove has a retaining ledge (half dovetail) that improves O-ring retention. The Type B style is more commonly found and is a design improvement over the Type A.



e 9 : ORFS Fitting Assembly



10 : Detail View of Cross Section of Groove Type A



11 : View of Groove Type B

The following table lists the specifications for O-ring Face Seal adapters.

ORFS Specifications								
Dash Size	Tube Size	Thread Size	Working Pressure		Torque			
			Male	Female Swivel Nut	Male & Female	Bulkhead Locknut	Tube Nuts	Swivel Nuts
			(psi)	(psi)	(ft-lbs) +25% -0%	(ft-lbs) +25% -0%	WR	FWR
04	1/4	9/16-18	6000	6000	18	16	1/4-1/2	1/2-3/4
06	3/8	11/16-16	6000	6000	29	22	1/4-1/2	1/2-3/4
08	1/2	13/16-16	6000	6000	41	29	1/4-1/2	1/2-3/4
10	5/8	1-14	6000	6000	44	44	1/4-1/2	1/2-3/4
12	3/4	1-3/16-12	6000	6000	66	66	1/4-1/2	1/3-1/2
16	1	1-7/16-12	6000	5000	92	92	1/4-1/2	1/3-1/2
20	1 1/4	1-11/16-12	4000	4000	125	111	1/4-1/2	1/3-1/2
24	1 1/2	2-12	4000	3000	147	125	1/4-1/2	1/3-1/2

Note: Values are per SAE J2593 & J1453

Torque values are for wet installation of steel components. Reduce torque values for softer material components.

Table 4 : ORFS Specifications

TECHNICAL INFORMATION

HYDRAULIC ADAPTERS

BSPT, BSPP and Metric Adapter Specifications

BSPT and Metric tapered threads install and work in the same manner as NPT and NPTF.

Male BSPP fittings include an inverted 60° cone inside an internally threaded swivel union nut. Male BSPP fittings that have a 30° internal chamfer that make a 60° inverted cone, will mate with Female BSPP swivel unions.

NOTE: THE MATING MALE THREADS MUST INCLUDE AN INSIDE CHAMFER ON THE END OF THE FITTING THAT MATES WITH THE INVERTED CONE. THREADS ARE FOR CLAMPING FORCE ONLY AND THE SEALING OCCURS ON A SMALL RADIAL SECTION BETWEEN THE MALE FITTING INTERNAL CHAMFER AND THE SWIVEL UNION INVERTED CONE.

DIN swivel unions have a 24° inverted cone and may be installed into DIN bite-ring compression fittings. To provide enhanced performance, an O-ring is sometimes included in the cone of some DIN swivel unions.

British Standard Pipe Parallel (BSPP) and Metric Parallel threaded ports do not include a port cavity like the O-ring Boss or ISO 6149 port. Instead, an O-ring sits on top of the spot face or external surface and is surrounded by a metal retaining ring or other retaining component to trap the O-ring between the fitting hex, body, and spot face.

Elbow and Tee fittings have a locknut, backup washer, O-ring and retaining washer to permit 360° orientation around the axis of the port.

The following table lists the specifications for **BSPP & BSPT Adapters**

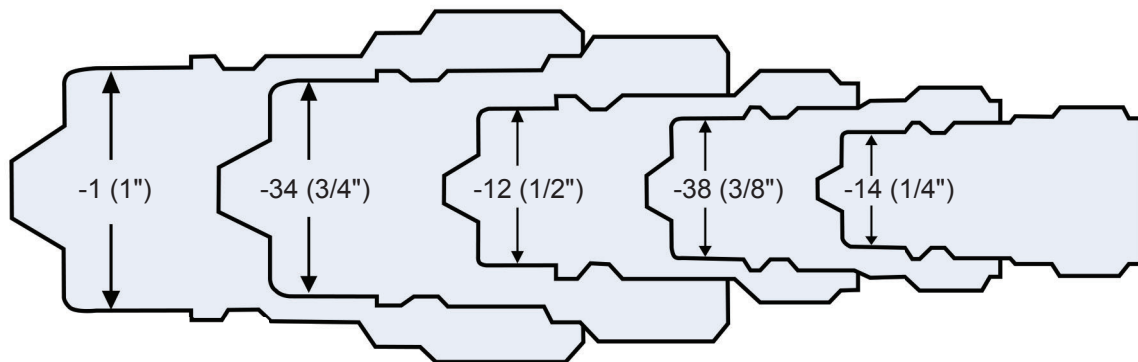
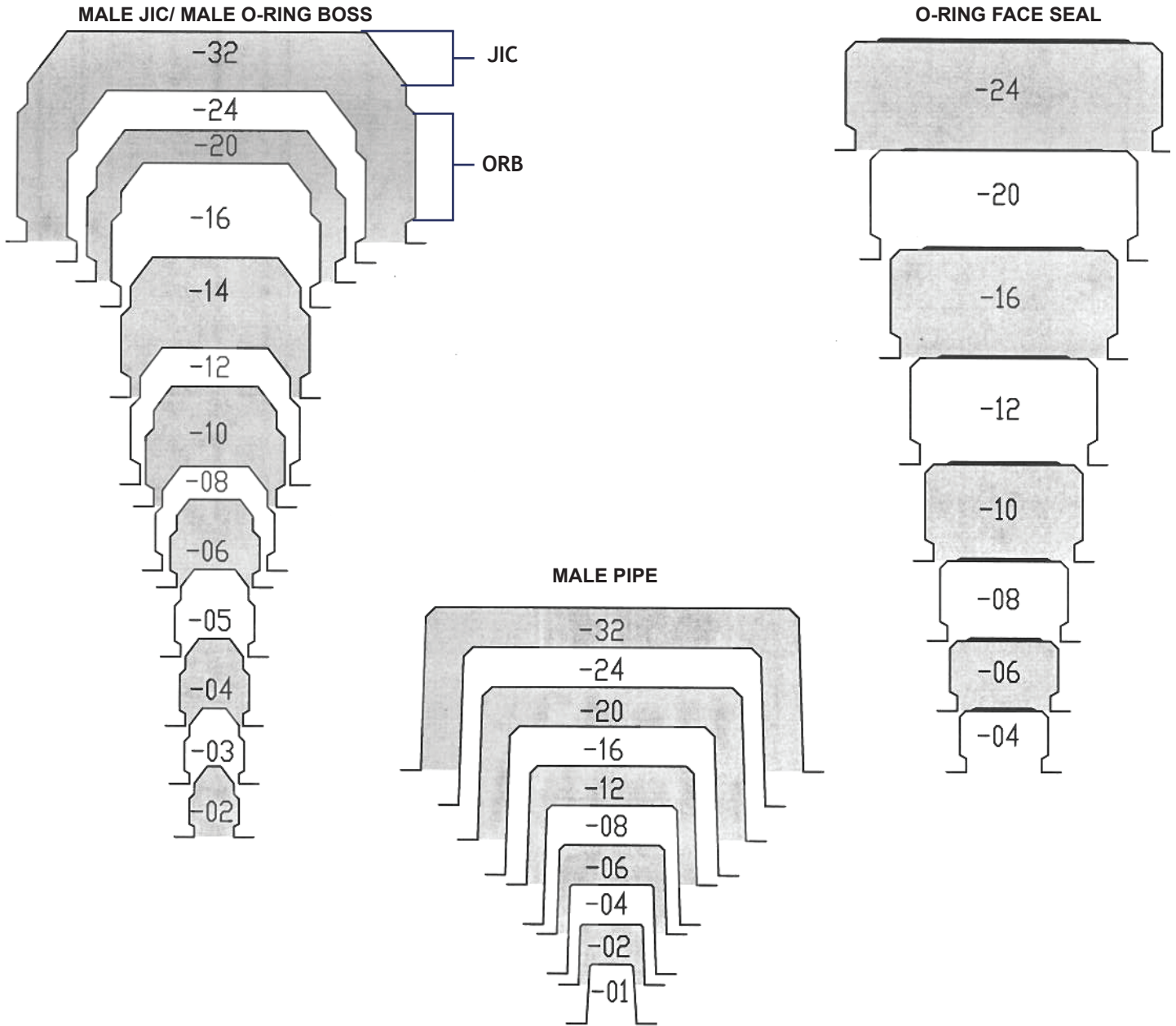
BSPP & BSPT Specifications				
Dash Size	BSPT & BSPP		Torque	
	THREAD SIZE	MAJOR OD ^o (inch)	BSPP Swivel Union	BSPT
02	1/8-28	0.383	2	2-3
04	1/4-19	0.518	2	2-3
06	3/8-19	0.656	2	2-3
08	1/2-14	0.825	2	2-3
10	5/8-14	0.929	2	2-3
12	3/4-14	1.041	2	2-3
16	1-11	1.309	1 1/2	1 1/2 - 2 1/2
20	1 1/4-11	1.650	1 1/2	1 1/2 - 2 1/2
24	1 1/2-11	1.882	1 1/2	1 1/2 - 2 1/2
32	2-11	2.347	1 1/2	1 1/2 - 2 1/2

The following table lists the specifications for **Metric Adapters**

Metric DIN 3852-1 Threads	
Dash Size	THREAD SIZE (mm)
08	8 x 1.0
10	10 x 1.0
12	12 x 1.5
14	14 x 1.5
16	16 x 1.5
18	18 x 1.5
20	20 x 1.5
22	22 x 1.5
24	24 x 1.5
26	26 x 1.5
27	27 x 2.0
30	30 x 2.0
33	33 x 2.0
39	39 x 2.0
42	42 x 2.0
48	48 x 2.0
60	60 X 2.0

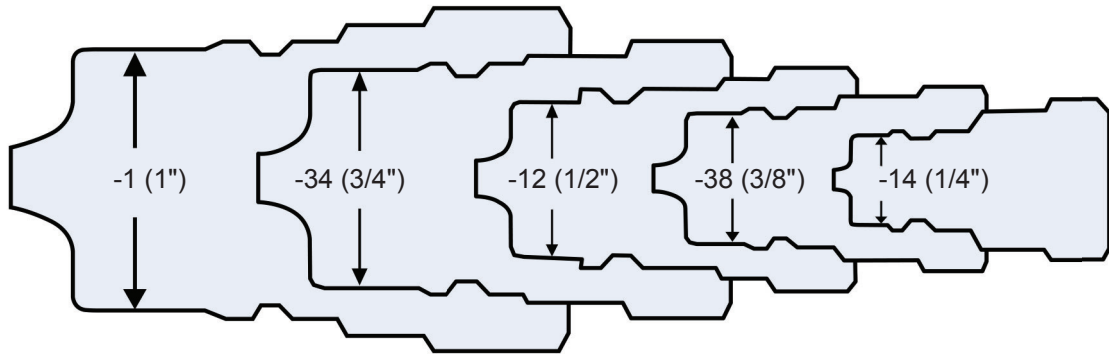
Values are from DIN 3852-1

PROFILE SIZE CHART

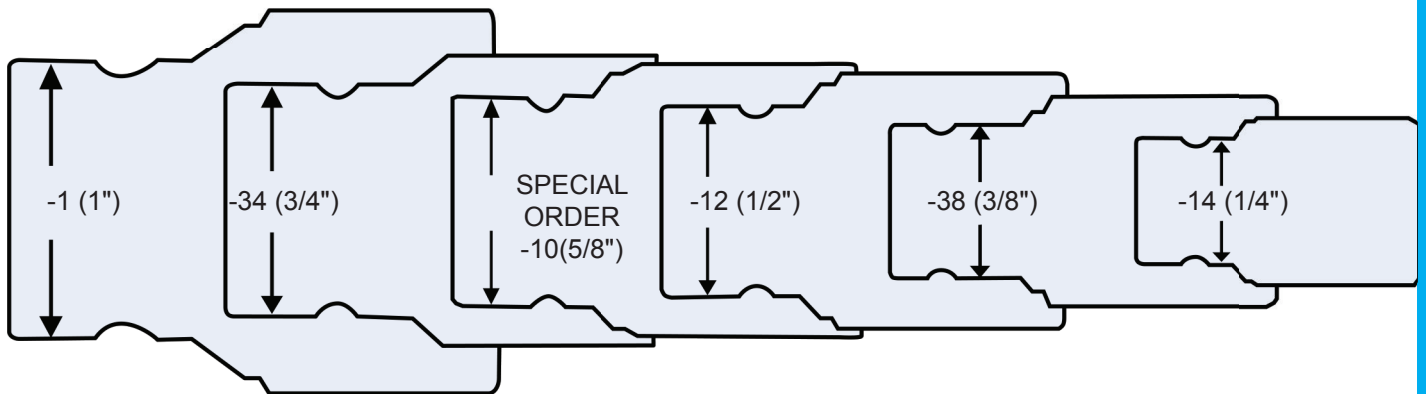


AG INTERCHANGE - NV SERIES

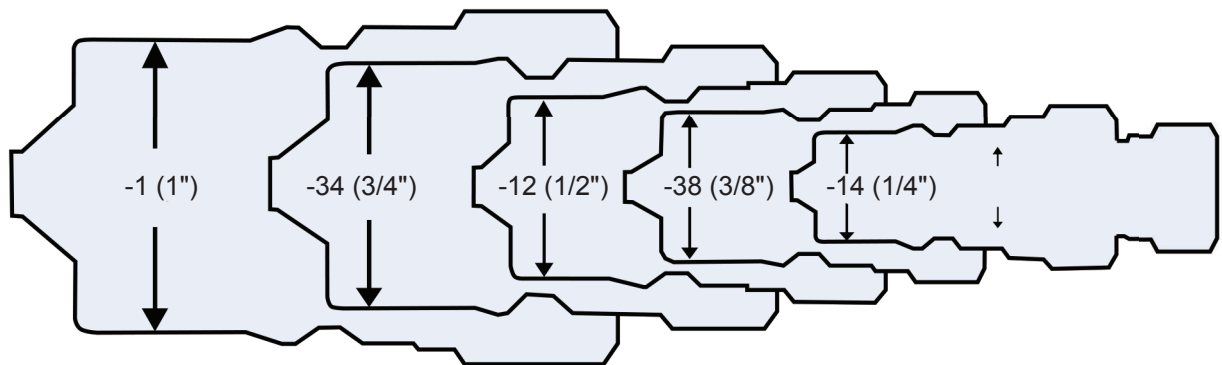
TECHNICAL INFORMATION
HYDRAULIC ADAPTERS



ISO 7241 - 1 - ISO A - ANV SERIES



ISO 16028 - FF SERIES



ISO 7241 - 1 ISO B - HNV SERIES

STEEL PIPE SWIVEL ADAPTERS

HYDRAULIC ADAPTERS

MALE PIPE SWIVEL ADAPTER



SAE 140130

PART #	MALE PIPE 1	FEMALE NPSM 2	LIST PRICE
140422	1/8	1/8	---
140442	1/4	1/8	---
140444	1/4	1/4	---
140446	1/4	3/8	---
140448	1/4	1/2	---
140446	1/4	3/8	---
140448	1/4	1/2	---
140464	3/8	1/4	---
140466	3/8	3/8	---
140468	3/8	1/2	---
140484	1/2	1/4	---
140486	1/2	3/8	---
140488	1/2	1/2	---
1404812	1/2	3/4	---
1404126	3/4	3/8	---
1404128	3/4	1/2	---
14041212	3/4	3/4	---
14041216	3/4	1	---
14041612	1	3/4	---
14041616	1	1	---
14041620	1	1-1/4	---
14042016	1-1/4	1	---
14042020	1-1/4	1-1/4	---
14042024	1-1/4	1-1/2	---
14042424	1-1/2	1-1/2	---
14043232	2	2	---

FEMALE PIPE SWIVEL ADAPTER



SAE 140131

PART #	FEMALE PIPE 1	FEMALE NPSM 2	LIST PRICE
140522	1/8	1/8	---
140542	1/4	1/8	---
140544	1/4	1/4	---
140546	1/4	3/8	---
140564	3/8	1/4	---
140566	3/8	3/8	---
140568	3/8	1/2	---
140584	1/2	1/4	---
140586	1/2	3/8	---
140568	3/8	1/2	---
140584	1/2	1/4	---
140588	1/2	1/2	---
1405812	1/2	3/4	---
1405128	3/4	1/2	---
14051212	3/4	3/4	---
14051216	3/4	1	---
14051612	1	3/4	---
14051616	1	1	---
14052020	1-1/4	1-1/4	---
14052420	1-1/2	1-1/4	---
14052424	1-1/2	1-1/2	---
14053232	2	2	---

1405 2046R 1212 9255 C207

MALE PIPE ELBOW SWIVEL ADAPTER



SAE 140230

PART #	MALE PIPE 1	FEMALE NPSM 2	LIST PRICE
150122	1/8	1/8	---
150124	1/8	1/4	---
150142	1/4	1/8	---
150144	1/4	1/4	---
150146	1/4	3/8	---
150148	1/4	1/2	---
150164	3/8	1/4	---
150166	3/8	3/8	---
1501612	3/8	3/4	---
150184	1/2	1/4	---
150186	1/2	3/8	---
150188	1/2	1/2	---
1501128	3/4	1/2	---
15011212	3/4	3/4	---
15011216	3/4	1	---
1501168	1	1/2	---
15011612	1	3/4	---
15011616	1	1	---
15012016	1-1/4	1	---
15012020	1-1/4	1-1/4	---
15012024	1-1/4	1-1/2	---
15012420	1-1/2	1-1/4	---
15012424	1-1/2	1-1/2	---
15013232	2	2	---

1501 2047R 1218 9405 2107

FEMALE UNION ELBOW SWIVEL ADAPTER



SAE 140231

PART #	FEMALE PIPE 1	FEMALE NPSM 2	LIST PRICE
150222	1/8	1/8	---
150224	1/8	1/4	---
150242	1/4	1/8	---
150244	1/4	1/4	---
150246	1/4	3/8	---
150248	1/4	1/2	---
150264	3/8	1/4	---
150266	3/8	3/8	---
150268	3/8	1/2	---
150286	1/2	3/8	---
150288	1/2	1/2	---
1502812	1/2	3/4	---
1502128	3/4	1/2	---
15021212	3/4	3/4	---
15021616	1	1	---
15022020	1-1/4	1-1/4	---
15022424	1-1/2	1-1/2	---


1502 2207 1216 9455R

WARNING: This product can expose you to chemicals, including Cobalt, which are known to the State of California to cause cancer. For more information, visit www.P65Warnings.ca.gov

FEMALE PIPE SWIVELS

HYDRAULIC ADAPTERS

MALE 45° PIPE ELBOW SWIVEL ADAPTER



SAE 140330

PART #	MALE PIPE 1	FEMALE NPSM 2	LIST PRICE
150322	1/8	1/8	---
150324	1/8	1/4	---
150344	1/4	1/4	---
150346	1/4	3/8	---
150364	3/8	1/4	---
150366	3/8	3/8	---
150368	3/8	1/2	---
150384	1/2	1/4	---
150386	1/2	3/8	---
150388	1/2	1/2	---
1503812	1/2	3/4	---
1503128	3/4	1/2	---
15031212	3/4	3/4	---
15031216	3/4	1	---
15031612	1	3/4	---
15031616	1	1	---
15032016	1-1/4	1	---
15032020	1-1/4	1-1/4	---
15032424	1-1/2	1-1/2	---

1503 2049R 3107 1214 9355R

FEMALE 45° UNION ELBOW SWIVEL ADAPTER



SAE 140331

PART #	FEMALE PIPE 1	FEMALE NPSM 2	LIST PRICE
150422	1/8	1/8	---
150444	1/4	1/4	---
150466	3/8	3/8	---
150488	1/2	1/2	---
15041212	3/4	3/4	---
15041616	1	1	---

1504 2050R 1249 9385R


MALE SWIVEL BRANCH TEE



PART #	FEMALE NPSM 1 & 2	MALE PIPE 3	LIST PRICE
160122	1/8	1/8	---
160144	1/4	1/4	---
160166	3/8	3/8	---
160188	1/2	1/2	---
16011212	3/4	3/4	---
16011616	1	1	---

1601 2254R 1258 9406R


FEMALE SWIVEL TEE



PART #	FEMALE NPSM 1 & 2	FEMALE PIPE 3	LIST PRICE
160244	1/4	1/4	---
160266	3/8	3/8	---
160288	1/2	1/2	---
16021212	3/4	3/4	---
16021616	1	1	---

1602 2253R 1259 9456R

FEMALE SWIVEL UNION TEE



PART #	FEMALE NPSM 1,2 & 3	LIST PRICE
160344	1/4	---
160366	3/8	---
160388	1/2	---
16031212	3/4	---
16031616	1	---

1603 2255 1223 9705R

STRAIGHTS STEEL JIC FLARE 37°

HYDRAULIC ADAPTERS

LONG JIC TUBE NUT



SAE 070111

PART #	TUBE O.D	LIST PRICE
03044	1/4	---
03045	5/16	---
03046	3/8	---
03048	1/2	---
030410	5/8	---
030412	3/4	---
030416	1	---

304 221000 0304 C5115

CAP



SAE 070112
MS 51532

PART #	TUBE O.D.	LIST PRICE
0304C2	1/8	---
0304C3	3/16	---
0304C4	1/4	---
0304C5	5/16	---
0304C6	3/8	---
0304C8	1/2	---
0304C10	5/8	---
0304C12	3/4	---
0304C14	7/8	---
0304C16	1	---
0304C20	1-1/4	---
0304C24	1-1/2	---
0304C32	2	---

820 304 21v0292 FNTX 1329 C5129

JIC TUBE NUT (SLEEVE REQUIRED)



SAE 070110
MS 51531

PART #	TUBE O.D	LIST PRICE
03182	1/8	---
03183	3/16	---
03184	1/4	---
03185	5/16	---
03186	3/8	---
03188	1/2	---
031810	5/8	---
031812	3/4	---
031814	7/8	---
031816	1	---
031820	1-1/4	---
031824	1-1/2	---
031832	2	----

JIC TUBE UNION



SAE 070101
MS 51501

PART #	JIC TUBE SIZE 1	JIC TUBE SIZE 2	LIST PRICE
240322	1/8	1/8	---
240333	3/16	3/16	---
240344	1/4	1/4	---
240355	5/16	5/16	---
240364	3/8	1/4	---
240366	3/8	3/8	---
240384	1/2	1/4	---
240388	1/2	1/2	---
240386	1/2	3/8	---
2403106	5/8	3/8	---
2403108	5/8	1/2	---
24031010	5/8	5/8	---
2403126	3/4	3/8	----
2403128	3/4	1/2	---
24031210	3/4	5/8	---
24031212	3/4	3/4	---
24031414	7/8	7/8	---
24031612	1	3/4	---
24031616	1	1	---
24032016	1-1/4	1	---
24032020	1-1/4	1-1/4	---
240332	2	2	---

2403 2027 HTX 1204 C5305

JIC TUBE SLEEVE



SAE 070115
MS 51533

PART #	TUBE O.D	LIST PRICE
03192	1/8	---
03193	3/16	---
03194	1/4	---
03195	5/16	---
03196	3/8	---
03198	1/2	---
031910	5/8	---
031912	3/4	---
031914	7/8	---
031916	1	---
031920	1-1/4	---
031924	1-1/2	---
031932	2	---

319 900605 TX 1253 C5165

WARNING: This product can expose you to chemicals, including Cobalt, which are known to the State of California to cause cancer.
 For more information, visit www.P65Warnings.ca.gov



STRAIGHTS STEEL JIC FLARE 37°

HYDRAULIC ADAPTERS

JIC MALE CONNECTOR

SAE 070102
MS 51500




PART #	JIC TUBE SIZE 1	MALE PIPE THREAD 2	LIST PRICE
240422	1/8	1/8	---
240442	1/4	1/8	---
240444	1/4	1/4	---
240446	1/4	3/8	---
240448	1/4	1/2	---
240454	5/16	1/4	---
240462	3/8	1/8	---
240464	3/8	1/4	---
240466	3/8	3/8	---
240468	3/8	1/2	---
2404612	3/8	3/4	---
240484	1/2	1/4	---
240486	1/2	3/8	---
240488	1/2	1/2	---
2404812	1/2	3/4	---
2404816	1/2	1	---
2404104	5/8	1/4	---
2404106	5/8	3/8	----
2404108	5/8	1/2	---
24041012	5/8	3/4	---
2404126	3/4	3/8	---
2404128	3/4	1/2	---
24041212	3/4	3/4	---
24041216	3/4	1	---
24041612	1	3/4	---
24041616	1	1	---
24041620	1	1-1/4	----
24041624	1	1-1/2	---
24042012	1-1/4	3/4	---
24042016	1-1/4	1	---
24042020	1-1/4	1-1/4	---
24042024	1-1/4	1-1/2	---
24042416	1-1/2	1	---
24042420	1-1/2	1-1/4	---
24042424	1-1/2	1-1/2	---
24042432	1-1/2	2	---
24043220	2	1-1/4	---
24043224	2	1-1/2	---
24043232	2	2	---

2404 2021R FTX 1202R C5205 816

JIC FEMALE CONNECTOR

SAE 070103
MS 51503



PART #	JIC TUBE SIZE 1	FEMALE PIPE SIZE 2	LIST PRICE
240522	1/8	1/8	---
240532	3/16	1/8	---
240542	1/4	1/8	---
240544	1/4	1/4	---
240546	1/4	3/8	---
240562	3/8	1/8	---
240564	3/8	1/4	---
240566	3/8	3/8	---
240568	3/8	1/2	---
240584	1/2	1/4	---
240586	1/2	3/8	---
240588	1/2	1/2	---
2405812	1/2	3/4	---
2405106	5/8	3/8	---
2405108	5/8	1/2	---
2405128	3/4	1/2	---
24051212	3/4	3/4	---
24051216	3/4	1	---
24051612	1	3/4	---
24051616	1	1	---
24051620	1	1-1/4	---
24052020	1-1/4	1-1/4	---
24052024	1-1/4	1-1/2	---
24052424	1-1/2	1-1/2	---
24053232	2	2	---

2405 2022R GTX 1230R C5255


WARNING: This product can expose you to chemicals, including Cobalt, which are known to the State of California to cause cancer. For more information, visit www.P65Warnings.ca.gov



JIC FLARE

HYDRAULIC ADAPTERS

JIC REDUCER/ EXPANDER



SAE 070123

PART #	FEMALE JIC TUBE SIZE 1	MALE JIC TUBE SIZE 2	LIST PRICE
240664	3/8	1/4	---
240666	3/8	3/8	---
240668	3/8	1/2	---
240684	1/2	1/4	---
240686	1/2	3/8	---
2406810	1/2	5/8	---
2406812	1/2	3/4	---
2406104	5/8	1/4	---
2406106	5/8	3/8	---
2406108	5/8	1/2	---
2406124	3/4	1/4	---
2406126	3/4	3/8	---
2406128	3/4	1/2	---
24061210	3/4	5/8	---
24061216	3/4	1	---
2406164	1	1/4	---
2406166	1	3/8	---
2406168	1	1/2	---
24061612	1	3/4	---
24061620	1	1-1/4	---
2406208	1-1/4	1/2	---
24062012	1-1/4	3/4	---
24062016	1-1/4	1	---
24062416	1-1/2	1	---
24062420	1-1/2	1-1/4	---
24063224	2	1-1/2	---

2406 C5015 2215 TRTX 1246

PLUG




SAE 070109
MS 51518

PART #	TUBE O.D.	LIST PRICE
24082	1/8	---
24083	3/16	---
24084	1/4	---
24085	5/16	---
24086	3/8	---
24088	1/2	---
240810	5/8	---
240812	3/4	---
240814	7/8	---
240816	1	---
240820	1-1/4	---
240824	1-1/2	---
240832	2	---

2408 430549 PNTX 1254 C5229

STEEL 37° JIC FLARE SHAPES

JIC UNION ELBOW



SAE 070201
MS 51505

PART #	JIC TUBE SIZE 1	JIC TUBE SIZE 2	LIST PRICE
250022	1/8	1/8	---
250044	1/4	1/4	---
250055	5/16	5/16	---
250064	3/8	1/4	---
250066	3/8	3/8	---
250088	1/2	1/2	---
250086	1/2	3/8	---
2500108	5/8	1/2	---
25001010	5/8	5/8	---
2500128	3/4	1/2	---
25001212	3/4	3/4	---
25001612	1	3/4	---
25001616	1	1	---
25002020	1-1/4	1-1/4	---
25002424	1-1/2	1-1/2	---
25003232	2	2	---

2500 2039 1234 C5505 821

TUBE O.D.	THREAD SIZE
1/8	5/16-24
3/16	3/8-24
1/4	7/16-20
5/16	1/2-20
3/8	9/16-18
1/2	3/4-16
5/8	7/8-14
3/4	1-1/16-12
7/8	1-3/16-12
1	1-5/16-12
1-1/4	1-5/8-12
1-1/2	1-7/8-12
2	2-1/2-12

WARNING: This product can expose you to chemicals, including Cobalt, which are known to the State of California to cause cancer.
 For more information, visit www.P65Warnings.ca.gov



SHAPES JIC FLARE

HYDRAULIC ADAPTERS

JIC MALE ELBOW




SAE 070202
MS 51504

PART #	JIC TUBE SIZE 1	MALE PIPE SIZE 2	LIST PRICE
250122	1/8	1/8	---
250132	3/16	1/8	---
250142	1/4	1/8	---
250144	1/4	1/4	---
250146	1/4	3/8	---
250148	1/4	1/2	---
250162	3/8	1/8	---
250164	3/8	1/4	---
250166	3/8	3/8	---
250168	3/8	1/2	---
2501612	3/8	3/4	---
250184	1/2	1/4	---
250186	1/2	3/8	---
250188	1/2	1/2	---
2501812	1/2	3/4	---
2501816	1/2	1	---
2501106	5/8	3/8	---
2501108	5/8	1/2	---
25011012	5/8	3/4	---
2501126	3/4	3/8	---
2501128	3/4	1/2	---
25011212	3/4	3/4	---
25011216	3/4	1	---
25011612	1	3/4	---
25011616	1	1	---
25011620	1	1-1/4	---
25012016	1-1/4	1	---
25012020	1-1/4	1-1/4	---
25012024	1-1/4	1-1/2	---
25012416	1-1/2	1	---
25012420	1-1/2	1-1/4	---
25012424	1-1/2	1-1/2	---
25012432	1-1/2	2	---
25013232	2	2	---

1208R C5405 2501 2024R CTX 822

JIC FEMALE ELBOW



SAE 070203
MS 51506

PART #	JIC TUBE SIZE 1	FEMALE PIPE SIZE 2	LIST PRICE
250242	1/4	1/8	---
250244	1/4	1/4	---
250246	1/4	3/8	---
250262	3/8	1/8	---
250264	3/8	1/4	---
250266	3/8	3/8	---
250268	3/8	1/2	---
250284	1/2	1/4	---
250286	1/2	3/8	---
250288	1/2	1/2	---
2502128	3/4	1/2	---
25021212	3/4	3/4	---
25021612	1	3/4	---
25021616	1	1	---
25022020	1-1/4	1-1/4	---
25022424	1-1/2	1-1/2	---

2502 2025R DTX 1240R C5455

SHAPES JIC FLARE

HYDRAULIC ADAPTERS

JIC MALE 45° ELBOW



SAE 070302
MS 51508

PART #	JIC TUBE SIZE 1	MALE PIPE SIZE 2	LIST PRICE
250322	1/8	1/8	---
250342	1/4	1/8	---
250344	1/4	1/4	---
250346	1/4	3/8	---
250352	5/16	1/8	---
250362	3/8	1/8	---
250364	3/8	1/4	---
250366	3/8	3/8	---
250368	3/8	1/2	---
250384	1/2	1/4	---
250386	1/2	3/8	---
250388	1/2	1/2	---
2503106	5/8	3/8	---
2503108	5/8	1/2	---
25031012	5/8	3/4	---
25031212	3/4	3/4	---
25031216	3/4	1	---
25031616	1	1	---
25031620	1	1-1/4	---
25032016	1-1/4	1	---
25032020	1-1/4	1-1/4	---
25032424	1-1/2	1-1/2	---
25033232	2	2	---


2503 2023R VTX 1206R C5355 823

JIC UNION 45° ELBOW



PART #	JIC THREAD SIZE 1	MALE PIPE SIZE 2	LIST PRICE
25044	1/4	1/4	---
25046	3/8	3/8	---
25048	1/2	1/2	---

JIC MALE BRANCH TEE



PART #	JIC TUBE SIZE 1&2	PIPE TUBE SIZE 3	LIST PRICE
260132	1/8	1/8	---
260142	1/4	1/8	---
260144	1/4	1/4	---
260166	3/8	3/8	---
260186	1/2	3/8	---
260188	1/2	1/2	---
26011212	3/4	3/4	---

2601 2030R STX 1221R C5605

JIC FEMALE BRANCH TEE




SAE 070427
MS 51513

PART #	JIC THREAD SIZE 1 & 2	FEMALE PIPE SIZE 3	LIST PRICE
260244	1/4	1/4	---
260266	3/8	3/8	---
260288	1/2	1/2	---

2602 2031R OTX 1228R C6566

JIC UNION TEE



SAE 070401
MS 51510

PART #	JIC TUBE SIZE 1 & 2	JIC TUBE SIZE 3	LIST PRICE
260322	1/8	1/8	---
260333	3/16	3/16	---
260344	1/4	1/4	---
260366	3/8	3/8	---
260388	1/2	1/2	---
26031010	5/8	5/8	---
26031212	3/4	3/4	---
26031616	1	1	---

2603 2033 JTX 1220 C5705

STEEL BULKHEAD FITTINGS

HYDRAULIC ADAPTERS

LOCK NUT




SAE 070118
MS 51860

* Lock Nut no longer included on fittings

PART #	TUBE SIZE	LIST PRICE
03062	1/8	---
03064	1/4	---
03065	5/16	---
03066	3/8	---
03068	1/2	---
030610	5/8	---
030612	3/4	---
030614	7/8	---
030616	1	---
030620	1-1/4	---

1306 894 210212 WLN 1332 C5624

JIC BULKHEAD UNION




SAE 070601
MS 51520

PART #	JIC TUBE SIZE 1	JIC TUBE SIZE 2	LIST PRICE
270022	1/8	1/8	---
270044	1/4	1/4	---
270055	5/16	5/16	---
270066	3/8	3/8	---
27008	1/2	1/2	---
270010	5/8	5/8	---
270012	3/4	3/4	---
270014	7/8	7/8	---
270016	1	1	---
270024	1-1/2	1-1/2	---
270032	2	2	---

2700 2041R WTX 1260 C5325

JIC BULKHEAD UNION ELBOW




SAE 070701
MS 51507

PART #	JIC TUBE SIZE 1	JIC BULKHEAD TUBE 2	LIST PRICE
27014	1/4	1/4	---
27015	5/16	5/16	---
27016	3/8	3/8	---
27018	1/2	1/2	---
270110	5/8	5/8	---
270112	3/4	3/4	---
270116	1	1	---
270120	1-1/4	1-1/4	---
270124	1-1/2	1-1/2	---

2701 2043R WETX 1262 C5525

JIC BULKHEAD UNION 45° ELBOW



SAE 070801
MS 51509

PART #	JIC TUBE SIZE 1	JIC TUBE SIZE 2	LIST PRICE
27024	1/4	1/4	---
27026	3/8	3/8	---
27028	1/2	1/2	---
270210	5/8	5/8	---
270212	3/4	3/4	---
270216	1	1	---
270220	1-1/4	1-1/4	---

2702 2042 WNTX 1261 C5375

WARNING: This product can expose you to chemicals, including Cobalt, which are known to the State of California to cause cancer. For more information, visit www.P65Warnings.ca.gov

STEEL BULKHEAD FITTINGS

HYDRAULIC ADAPTERS

JIC BULKHEAD BRANCH TEE




SAE 070959
MS 51515

PART #	JIC TUBE SIZE 1&2	JIC TUBE SIZE 3	LIST PRICE
27034	1/4	1/4	---
27036	3/8	3/8	---
27038	1/2	1/2	---
270310	5/8	5/8	---
270312	3/4	3/4	---
270316	1	1	---

2703 203002 WJT 1283 C5725

JIC BULKHEAD RUN TEE




SAE 070958
MS 51516

PART #	JIC TUBE SIZE 1&3	JIC TUBE SIZE 2	LIST PRICE
27044	1/4	1/4	---
27046	3/8	3/8	---
27048	1/2	1/2	---
270410	5/8	5/8	---
270412	3/4	3/4	---
270416	1	1	---

2704 203008 WJJT 1284 C5726


JIC TO FEMALE PIPE BULKHEAD



PART #	JIC TUBE SIZE 1	FEMALE PIPE SIZE 2	LIST PRICE
270544	1/4	1/4	---
270566	3/8	3/8	---
270568	3/8	1/2	---
270588	1/2	1/2	---
27051212	3/4	3/4	---
27051616	3/4	1	---
27052020	1-1/4	1-1/4	---

2705 2239 WGTX C5275

JIC TO MALE PIPE BULKHEAD



PART #	JIC TUBE SIZE 1	PIPE SIZE 2	LIST PRICE
270644	1/4	1/4	---
270666	3/8	3/8	---
270688	1/2	1/2	---
27061212	3/4	3/4	---
27061616	1	1	---
27062020	1-1/4	1-1/4	---
27062424	1-1/2	1-1/2	---

2706 2240

WARNING: This product can expose you to chemicals, including Cobalt, which are known to the State of California to cause cancer. For more information, visit www.P65Warnings.ca.gov



STEEL PIPE FITTINGS

HYDRAULIC ADAPTERS

PIPE COUPLING



SAE 140138

PART #	FEMALE PIPE 1	FEMALE PIPE 2	LIST PRICE
50002	1/8	1/8	---
500042	1/4	1/8	---
50004	1/4	1/4	---
500064	3/8	1/4	---
500066	3/8	3/8	---
500084	1/2	1/4	---
500086	1/2	3/8	---
50008	1/2	1/2	---
5000126	3/4	3/8	---
5000128	3/4	1/2	---
50001212	3/4	3/4	---
5000168	1	1/2	---
50001612	1	3/4	---
500016	1	1	---
50002016	1-1/4	1	---
50002020	1-1/4	1-1/4	---
500024	1-1/2	1-1/2	---
500032	2	2	---

910 5000 2096 GG 1273 C3309

HEX PIPE NIPPLES



SAE 140137

PART #	MALE PIPE 1	MALE PIPE 2	LIST PRICE
54042	1/8	1/8	---
540442	1/4	1/8	---
54044	1/4	1/4	---
540462	3/8	1/8	---
540464	3/8	1/4	---
54046	3/8	3/8	---
540484	1/2	1/4	---
540486	1/2	3/8	---
54048	1/2	1/2	---
5404126	3/4	3/8	---
5404128	3/4	1/2	---
540412	3/4	3/4	---
5404166	1	3/8	---
5404168	1	1/2	---
54041612	1	3/4	---
540416	1	1	---
54042012	1-1/4	3/4	---
54042016	1-1/4	1	---
540420	1-1/4	1-1/4	---
54042412	1-1/2	3/4	---
54042416	1-1/2	1	---
54042420	1-1/2	1-1/4	---
540424	1-1/2	1-1/2	---
54043224	2	1-1/2	---
540432	2	2	---

5404 2083 FF 1252 C3069 911

EXPANDING PIPE ADAPTER



SAE 140139


PART #	MALE PIPE 1	FEMALE PIPE 2	LIST PRICE
540522	1/8	1/8	---
540524	1/8	1/4	---
540542	1/4	1/8	---
540544	1/4	1/4	---
540546	1/4	3/8	---
540548	1/4	1/2	---
540564	3/8	1/4	---
540566	3/8	3/8	---
540568	3/8	1/2	---
5405612	3/8	3/4	---
540588	1/2	1/2	---
5405812	1/2	3/4	---
5405816	1/2	1	---
5405128	3/4	1/2	---
54051212	3/4	3/4	---
54051216	3/4	1	---
54051220	3/4	1-1/4	---
54051616	1	1	---
54051620	1	1-1/4	---
54051624	1	1-1/2	---
54052020	1-1/4	1-1/4	---
54052024	1-1/4	1-1/2	---
54052424	1-1/2	1-1/2	---

920 5405 2040 FG-(R) 1274 C3209(R)

WARNING: This product can expose you to chemicals, including Cobalt, which are known to the State of California to cause cancer. For more information, visit www.P65Warnings.ca.gov

STEEL PIPE FITTINGS

HYDRAULIC ADAPTERS

HEX REDUCER BUSHINGSAEF1
140140

PART #	MALE PIPE	FEMALE PIPE	LIST PRICE
540642	1/4	1/8	---
540662	3/8	1/8	---
540664	3/8	1/4	---
540682	1/2	1/8	---
540684	1/2	1/4	---
540686	1/2	3/8	---
5406122	3/4	1/8	---
5406124	3/4	1/4	---
5406126	3/4	3/8	---
5406128	3/4	1/2	---
5406164	1	1/4	---
5406166	1	3/8	---
5406168	1	1/2	---
54061612	1	3/4	---
5406204	1-1/4	1/4	---
5406206	1-1/4	3/8	---
5406208	1-1/4	1/2	---
54062012	1-1/4	3/4	---
54062016	1-1/4	1	---
5406248	1-1/2	1/2	---
54062412	1-1/2	3/4	---
54062416	1-1/2	1	---
54062420	1-1/2	1-1/4	---
5406328	2	1/2	---
54063212	2	3/4	---
54063216	2	1	---
54063220	2	1-1/4	---
54063224	2	1-1/2	---

HEX HEAD PLUG

SAE 130109E

PART #	MALE PIPE	LIST PRICE
5406P2	1/8	---
5406P4	1/4	---
5406P6	3/8	---
5406P8	1/2	---
5406P12	3/4	---
5406P16	1	---
5406P20	1-1/4	---
5406P24	1-1/2	---
5406P32	2	---

933 5406P 2082 HP 1251 C3159

STEEL PIPE FITTINGS

HYDRAULIC ADAPTERS

HOLLOW HEX PLUG



SAE 130109

PART #	MALE PIPE	LIST PRICE
5406HHP2	1/8	---
5406HHP4	1/4	---
5406HHP6	3/8	---
5406HHP8	1/2	---
5406HHP12	3/4	---
5406HHP16	1	---
5406HHP20	1-1/4	---
5406HHP24	1-1/2	---
5406HHP32	2	---

C3169 2222

FLUSH HOLLOW HEX PLUG W/ 7/8 TAPER



PART #	MALE PIPE	LIST PRICE
5406FLP2	1/8	---
5406FLP4	1/4	---
5406FLP6	3/8	---
5406FLP8	1/2	---
5406FLP12	3/4	---

SQUARE HEAD PLUG



SAE 130109A

PART #	MALE PIPE	LIST PRICE
5406SHP2	1/8	---
5406SHP4	1/4	---
5406SHP6	3/8	---
5406SHP8	1/2	---
5406SHP12	3/4	---
5406SHP16	1	---
5406SHP20	1-1/4	---
5406SHP24	1-1/2	---
5406SHP32	2	---

C3179

PIPE CAP



PART #	FEMALE PIPE	LIST PRICE
5406C2	1/8	---
5406C4	1/4	---
5406C6	3/8	---
5406C8	1/2	---
5406C12	3/4	---
5406C16	1	---

HPC

MALE ELBOW



SAE 140237


PART #	MALE PIPE 1	MALE PIPE 2	LIST PRICE
55002	1/8	1/8	---
550042	1/4	1/8	---
55004	1/4	1/4	---
550064	3/8	1/4	---
55006	3/8	3/8	---
550084	1/2	1/4	---
550086	1/2	3/8	---
55008	1/2	1/2	---
5500128	3/4	1/2	---
55001212	3/4	3/4	---
55001612	1	3/4	---
550016	1	1	---
55001612	1	3/4	---
55002016	1-1/4	1	---
55002020	1-1/4	1-1/4	---
550024	1-1/2	1-1/2	---
550032	2	2	---

919 5500 2085 CR 1275 C3529

STEEL PIPE FITTINGS

HYDRAULIC ADAPTERS

45° MALE ELBOW



PART #	MALE PIPE 1	MALE PIPE 2	LIST PRICE
550122	1/8	1/8	---
550144	1/4	1/4	---
550166	3/8	3/8	---
55018	1/2	1/2	---
55011212	3/4	3/4	---
55011616	1	1	---

5501 2247

45° STREET ELBOW



SAE 140339

PART #	MALE PIPE 1	FEMALE PIPE 2	LIST PRICE
55032	1/8	1/8	---
55034	1/4	1/4	---
55036	3/8	3/8	---
55038	1/2	1/2	---
55031212	3/4	3/4	---
550316	1	1	---
550320	1-1/4	1-1/4	---
550324	1-1/2	1-1/2	---
550332	2	2	---

5503 CD45 1244

90° STREET ELBOW



SAE 140239

PART #	MALE PIPE 1	FEMALE PIPE 2	LIST PRICE
55022	1/8	1/8	---
55024	1/4	1/4	---
550242	1/4	1/8	---
550246	1/4	3/8	---
5502488	1/4	1/2	---
550264	3/8	1/4	---
55026	3/8	3/8	---
550268	3/8	1/2	---
550284	1/2	1/4	---
550286	1/2	3/8	---
550288	1/2	1/2	---
5502812	1/2	3/4	---
5502128	3/4	1/2	---
550212	3/4	3/4	---
55021216	3/4	1	---
55021612	1	3/4	---
55021616	1	1	---
55021620	1	1-1/4	---
550220	1-1/4	1-1/4	---
550224	1-1/2	1-1/2	---
550232	2	2	---

5502 2089 CD 1234R C3409 914


WARNING: This product can expose you to chemicals, including Cobalt, which are known to the State of California to cause cancer. For more information, visit www.P65Warnings.ca.gov

STEEL PIPE FITTINGS

HYDRAULIC ADAPTERS

FEMALE ELBOW




SAE 140238

PART #	FEMALE PIPE 1	FEMALE PIPE 2	LIST PRICE
55042	1/8	1/8	---
550442	1/4	1/8	---
55044	1/4	1/4	---
55046	3/8	3/8	---
550464	3/8	1/4	---
550484	1/2	1/4	---
550486	1/2	3/8	---
55048	1/2	1/2	---
5504128	3/4	1/2	---
550412	3/4	3/4	---
55041612	1	3/4	---
550416	1	1	---
550420	1-1/4	1-1/4	---
550424	1-1/2	1-1/2	---

5504 2087 DD 1245 C3509 916

45° FEMALE ELBOW




SAE 140338

PART #	FEMALE PIPE 1	FEMALE PIPE 2	LIST PRICE
55052	1/8	1/8	---
55054	1/4	1/4	---
55056	3/8	3/8	---
55058	1/2	1/2	---
550512	3/4	3/4	---
550516	1	1	---
550520	1-1/4	1-1/4	---

5505 DD45 1241 C3559

MALE PIPE TEE




SAE 140437

PART #	MALE PIPE 1 & 2	MALE PIPE 3	LIST PRICE
560022	1/8	1/8	---
560044	1/4	1/4	---
560066	3/8	3/8	---
560088	1/2	1/2	---
560012	3/4	3/4	---
560016	1	1	---
560020	1-1/4	1-1/4	---

5600 2257 RRS

FEMALE BRANCH PIPE TEE




SAE 140427

PART #	MALE PIPE 1 & 2	FEMALE PIPE 3	LIST PRICE
560122	1/8	1/8	---
560144	1/4	1/4	---
560166	3/8	3/8	---
560112	3/4	3/4	---
560116	1	1	---

901 5601 2256

STREET PIPE TEE



SAE 140424

PART #	MALE PIPE 1	FEMALE PIPE 2 & 3	LIST PRICE
560222	1/8	1/8	---
560244	1/4	1/4	---
560266	3/8	3/8	---
560288	1/2	1/2	---
560212	3/4	3/4	---
560216	1	1	---

902 5602 2092 MRO 1276 C3759


WARNING: This product can expose you to chemicals, including Cobalt, which are known to the State of California to cause cancer. For more information, visit www.P65Warnings.ca.gov



STEEL PIPE FITTINGS

HYDRAULIC ADAPTERS

FEMALE RUN PIPE TEE




SAE 1404276

PART #	MALE PIPE 1 & 3	FEMALE PIPE 2	LIST PRICE
560322	1/8	1/8	---
560344	1/4	1/4	---
560366	3/8	3/8	---
560388	1/2	1/2	---
560312	3/4	3/4	---
560316	1	1	---

5603 2093 MMO 1277


MALE BRANCH PIPE TEE



PART #	FEMALE PIPE 1 & 2	MALE PIPE 3	LIST PRICE
560422	1/8	1/8	---
560444	1/4	1/4	---
560466	3/8	3/8	---
560488	1/2	1/2	---
560412	3/4	3/4	---
560416	1	1	---

904 5604 2091 MMS 1278 C3609

FEMALE PIPE TEE



SAE 140438

PART #	FEMALE PIPE	LIST PRICE
560522	1/8	---
560544	1/4	---
560566	3/8	---
56058	1/2	---
560512	3/4	---
560516	1	---
560520	1-1/4	---

917 5605 2090 1225 C3709

CROSS



PART #	FEMALE PIPE SIZE	LIST PRICE
56526	3/8	---
56528	1/2	---

WARNING: This product can expose you to chemicals, including Cobalt, which are known to the State of California to cause cancer. For more information, visit www.P65Warnings.ca.gov

STEEL O-RING ADAPTERS

HYDRAULIC ADAPTERS

JIC TO O-RING CONNECTOR



SAE 070120
MS 51525

PART #	JIC TUBE SIZE 1	O-RING TUBE 2	LIST PRICE
64002	1/8	1/8	---
64003	3/16	3/16	---
640042	1/4	1/8	---
64004	1/4	1/4	---
640046	1/4	3/8	---
640048	1/4	1/2	---
640054	5/16	1/4	---
64005	5/16	5/16	---
640056	5/16	3/8	---
640064	3/8	1/4	---
640065	3/8	5/16	---
64006	3/8	3/8	---
640068	3/8	1/2	---
6400610	3/8	5/8	---
6400612	3/8	3/4	---
6400616	3/8	1	---
640084	1/2	1/4	---
640086	1/2	3/8	---
64008	1/2	1/2	---
6400810	1/2	5/8	---
6400812	1/2	3/4	---
6400816	1/2	1	---
6400106	5/8	3/8	---
6400108	5/8	1/2	---
640010	5/8	5/8	---
64001012	5/8	3/4	---
64001016	5/8	1	---
6400126	3/4	3/8	---
6400128	3/4	1/2	---
64001210	3/4	5/8	---
640012	3/4	3/4	---
64001214	3/4	7/8	---
64001216	3/4	1	---
6400168	1	1/2	---
64001610	1	5/8	---
64001612	1	3/4	---
64001614	1	7/8	---
640016	1	1	---
64001620	1	1-1/4	---
64001624	1	1-1/2	---
64002012	1-1/4	3/4	---
64002016	1-1/4	1	---
640020	1-1/4	1-1/4	---
64002024	1-1/2	1-1/2	---
64002420	1-1/2	1-1/4	---
640024	1-1/2	1-1/2	---
64002432	1-1/2	2	---
64003224	2	1-1/2	---
640032	2	2	---

6400 202702R F50X 1231 C5315

O-RING TO PIPE ADAPTER



PART #	O-RING TUBE 1	MALE PIPE THREAD 2	LIST PRICE
640142	1/4	1/8	---
640144	1/4	1/4	---
640164	3/8	1/4	---
640166	3/8	3/8	---
640168	3/8	1/2	---
640184	1/2	1/4	---
640186	1/2	3/8	---
640188	1/2	1/2	---
6401812	1/2	3/4	---
6401106	5/8	3/8	---
6401108	5/8	1/2	---
6401126	3/4	3/8	---
6401128	3/4	1/2	---
64011212	3/4	3/4	---
64011612	1	3/4	---
64011616	1	1	---
64012016	1-1/4	1	---
64012020	1-1/4	1-1/4	---
64012424	1-1/2	1-1/2	---
64013232	2	2	---

6401 F5X 1264R C3249

O-RING TO 37° JIC - SWIVEL ADAPTER



PART #	O-RING TUBE 1	JIC TUBE SIZE 2	LIST PRICE
6402044	1/4	1/4	---
6402046	1/4	3/8	---
6402066	3/8	3/8	---
6402068	3/8	1/2	---
6402086	1/2	3/8	---
6402088	1/2	1/2	---
64020810	1/2	5/8	---
64020108	5/8	1/2	---
640201010	5/8	5/8	---
640201212	3/4	3/4	---
640201616	1	1	---
640202020	1-1/4	1-1/4	---

6402 2266 F65X 1213 9316

WARNING: This product can expose you to chemicals, including Cobalt, which are known to the State of California to cause cancer. For more information, visit www.P65Warnings.ca.gov

STEEL O-RING ADAPTERS

HYDRAULIC ADAPTERS

O-RING HEX NIPPLE UNION



PART #	O-RING TUBE 1	O-RING TUBE 2	LIST PRICE
6403O4	1/4	1/4	---
6403O6	3/8	3/8	---
6403O8	1/2	1/2	---
6403O12	3/4	3/4	---
6403O16	1	1	---

FEMALE O-RING TO MALE PIPE ADAPTER




PART #	O-RING TUBE 1	MALE PIPE THREAD 2	LIST PRICE
640442	1/4	1/8	---
640444	1/4	1/4	---
640464	3/8	1/4	---
640466	3/8	3/8	---
640468	3/8	1/2	---
640486	1/2	3/8	---
640488	1/2	1/2	---
6404108	5/8	1/2	---
64041212	3/4	3/4	---
64041616	1	1	---
64042020	1-1/4	1-1/4	---

6404 2246R 1267R C3239 FHG5

TUBE O.D.	THREAD SIZE
1/8	5/16-24
3/16	3/8-24
1/4	7/16-20
5/16	1/2-20
3/8	9/16-18
1/2	3/4-16
5/8	7/8-14
3/4	1-1/16-12
7/8	1-3/16-12
1	1-5/16-12
1-1/4	1-5/8-12
1-1/2	1-7/8-12
2	2-1/2-12

O-RING TO FEMALE PIPE ADAPTER



PART #	O-RING TUBE 1	FEMALE PIPE THREAD 2	LIST PRICE
6405O22	1/8	1/8	---
6405O32	3/16	1/8	---
6405O34	3/16	1/4	---
6405O42	1/4	1/8	---
6405O44	1/4	1/4	---
6405O46	1/4	3/8	---
6405O52	5/16	1/8	---
6405O54	5/16	1/4	---
6405O62	3/8	1/8	---
6405O64	3/8	1/4	---
6405O66	3/8	3/8	---
6405O68	3/8	1/2	---
6405O84	1/2	1/4	---
6405O86	1/2	3/8	---
6405O88	1/2	1/2	---
6405O812	1/2	3/4	---
6405O104	5/8	1/4	---
6405O106	5/8	3/8	---
6405O108	5/8	1/2	---
6405O1012	5/8	3/4	---
6405O126	3/4	3/8	---
6405O128	3/4	1/2	---
6405O1212	3/4	3/4	---
6405O1216	3/4	1	---
6405O168	1	1/2	---
6405O1612	1	3/4	---
6405O1616	1	1	---
6405O1620	1	1-1/4	---
6405O2012	1-1/4	3/4	---
6405O2016	1-1/4	1	---
6405O2020	1-1/4	1-1/4	---
6405O2416	1-1/2	1	---
6405O2420	1-1/2	1-1/4	---
6405O2424	1-1/2	1-1/2	---
6405O3224	2	1-1/2	---
6405O3232	2	2	---

6405 2216R F50G 1268R C3269

STEEL O-RING ADAPTERS

HYDRAULIC ADAPTERS

O-RING HEX HEAD PLUG



SAE 090109A

* Not all sizes are solid

PART #	O-RING THREAD	LIST PRICE
6408O2	1/8	---
6408O3	3/16	---
6408O4	1/4	---
6408O5	5/16	---
6408O6	3/8	---
6408O8	1/2	---
6408O10	5/8	---
6408O12	3/4	---
6408O14	7/8	---
6408O16	1	---
6408O20	1-1/4	---
6408O24	1-1/2	---
6408O32	2	---

6408 900598 P50N 1265 7237

O-RING HOLLOW - HEX HEAD PLUG




SAE 090109B

PART #	O-RING TUBE	LIST PRICE
6408HO2	1/8	---
6408HO3	3/16	---
6408HO4	1/4	---
6408HO5	5/16	---
6408HO6	3/8	---
6408HO8	1/2	---
6408HO10	5/8	---
6408HO12	3/4	---
6408HO14	7/8	---
6408HO16	1	---
6408HO20	1-1/4	---
6408HO24	1-1/2	---
6408HO32	2	---

6408HHP FF2138 HP50N 1256 7238 6409

O-RING PORT REDUCER/EXPANDER




PART #	O-RING TUBE 1	O-RING TUBE 2	LIST PRICE
6410O46	1/4	3/8	---
6410O64	3/8	1/4	---
6410O68	3/8	1/2	---
6410O84	1/2	1/4	---
6410O86	1/2	3/8	---
6410O88	1/2	1/2	---
6410O810	1/2	5/8	---
6410O812	1/2	3/4	---
6410O124	3/4	1/4	---
6410O126	3/4	3/8	---
6410O128	3/4	1/2	---
6410O1210	3/4	5/8	---
6410O1212	3/4	3/4	---
6410O1216	3/4	1	---
6410O166	1	3/8	---
6410O168	1	1/2	---
6410O1612	1	3/4	---
6410O2012	1-1/4	3/4	---
6410O2016	1-1/4	1	---
6410O2412	1-1/2	3/4	---
6410O2416	1-1/2	1	---
6410O2420	1-1/2	1-1/4	---
6410O3216	2	1	---
6410O3220	2	1-1/4	---
6410O3224	2	1-1/2	---

6410 FF1010 F50G5 1270 7033

JIC SWIVELS
HYDRAULIC ADAPTERS

JIC SWIVEL NUT ELBOW



SAE 070221
MS 51521

PART #	JIC TUBE SIZE 1	JIC TUBE SIZE 2	LIST PRICE
65004	1/4	1/4	---
65006	3/8	3/8	---
650068	3/8	1/2	---
650086	1/2	3/8	---
65008	1/2	1/2	---
6500108	5/8	1/2	---
650010	5/8	5/8	---
650012	3/4	3/4	---
65001216	3/4	1	---
650016	1	1	---
650024	1-1/2	1-1/2	---
650032	2	2	---

6500 2071R C6X 1236 G5506

JIC SWIVEL TO MALE PIPE ELBOW



PART #	JIC TUBE SIZE 1	MALE PIPE THREAD 2	LIST PRICE
650142	1/4	1/8	---
650144	1/4	1/4	---
650164	3/8	1/4	---
650166	3/8	3/8	---
650168	3/8	1/2	---
650186	1/2	3/8	---
650188	1/2	1/2	---
6501108	5/8	1/2	---
65011212	3/4	3/4	---
65011616	1	1	---
65012020	1-1/4	1-1/4	---
65012424	1-1/2	1-1/2	---
65013232	2	2	---

6501 2250 1247R TF5406


JIC SWIVEL 45° ELBOW



SAE 070321
MS 51522

PART #	JIC TUBE SIZE 1	JIC TUBE SIZE 2	LIST PRICE
65024	1/4	1/4	---
65026	3/8	3/8	---
65028	1/2	1/2	---
650210	5/8	5/8	---
650212	3/4	3/4	---
650216	1	1	---

JIC SWIVEL TO FEMALE - PIPE ELBOW



PART #	JIC TUBE SIZE 1	FEMALE PIPE THREAD 2	LIST PRICE
650344	1/4	1/4	---
650364	3/8	1/4	---
650366	3/8	3/8	---
650386	1/2	3/8	---
650388	1/2	1/2	---
65031212	3/4	3/4	---

JIC SWIVEL CONNECTOR



PART #	JIC TUBE SIZE 1	JIC TUBE SIZE 2	LIST PRICE
650444	1/4	1/4	---
650464	3/8	1/4	---
650466	3/8	3/8	---
650486	1/2	3/8	---
650488	1/2	1/2	---
65041010	5/8	5/8	---
65041212	3/4	3/4	---
65041616	1	1	---
65042020	1-1/4	1-1/4	---

6504 1205

WARNING: This product can expose you to chemicals, including Cobalt, which are known to the State of California to cause cancer. For more information, visit www.P65Warnings.ca.gov

FEMALE SWIVELS JIC

HYDRAULIC ADAPTERS


JIC SWIVEL TO MALE PIPE ADAPTER



PART #	JIC TUBE SIZE 1	MALE PIPE THREAD 2	LIST PRICE
650524	1/8	1/4	---
650542	1/4	1/8	---
650544	1/4	1/4	---
650546	1/4	3/8	---
650554	5/16	1/4	---
650556	5/16	3/8	---
650562	3/8	1/8	---
650564	3/8	1/4	---
650566	3/8	3/8	---
650586	1/2	3/8	---
650588	1/2	1/2	---
6505108	5/8	1/2	---
6505128	3/4	1/2	---
65051212	3/4	3/4	---
65051612	1	3/4	---
65051616	1	1	---
65052424	1-1/2	1-1/2	---
65063232	2	2	---

6505 2018 F6X 1211 9100R

JIC SWIVEL TO FEMALE PIPE ADAPTER



PART #	JIC TUBE SIZE 1	FEMALE PIPE THREAD 2	LIST PRICE
650642	1/4	1/8	---
650644	1/4	1/4	---
650664	3/8	1/4	---
650666	3/8	3/8	---
650668	3/8	1/2	---
650686	1/2	3/8	---
650688	1/2	1/2	---
6506106	5/8	3/8	---
6506108	5/8	1/2	---
65061012	5/8	3/4	---
6506128	3/4	1/2	---
65061212	3/4	3/4	---
65061616	1	1	---
65062020	1-1/4	1-1/4	---
65062424	1-1/2	1-1/2	---
65063232	2	2	---

6506 2242 1215


TUBE O.D.	THREAD SIZE
1/8	5/16-24
3/16	3/8-24
1/4	7/16-20
5/16	1/2-20
3/8	9/16-18
1/2	3/4-16
5/8	7/8-14
3/4	1-1/16-12
7/8	1-3/16-12
1	1-5/16-12
1-1/4	1-5/8-12
1-1/2	1-7/8-12
2	2-1/2-12

WARNING: This product can expose you to chemicals, including Cobalt, which are known to the State of California to cause cancer. For more information, visit www.P65Warnings.ca.gov

STEEL O-RING ADAPTERS

HYDRAULIC ADAPTERS

JIC SWIVEL BRANCH TEE




SAE 070433
MS 51524

PART #	JIC TUBE SIZE 1 & 2	JIC FEMALE TUBE 3	LIST PRICE
660044	1/4	1/4	---
660066	3/8	3/8	---
660088	1/2	1/2	---
660010	5/8	5/8	---
660012	3/4	3/4	---
660016	1	1	---
660020	1-1/4	1-1/4	---

6600 203101R 55X 1227 C5707

JIC SWIVEL RUN TEE




SAE 070432
MS 51523

PART #	JIC TUBE SIZE 1 & 3	JIC FEMALE TUBE 2	LIST PRICE
66024	1/4	1/4	---
66025	5/16	5/16	---
66026	3/8	3/8	---
66028	1/2	1/2	---
660210	5/8	5/8	---
660212	3/4	3/4	---
660216	1	1	---
660224	1-1/4	1-1/4	---

6602 203102R R6X 1248 C5706

JIC TO O-RING RUN TEE




SAE 070428
MS 51530

PART #	JIC TUBE SIZE 1 & 3	O-RING TUBE SIZE 2	LIST PRICE
6804NWO4	1/4	1/4	---
6804NWO42	1/4	1/8	---
6804NWO6	3/8	3/8	---
6804NWO8	1/2	1/2	---
6804NWO10	5/8	5/8	---
6804NWO12	3/4	3/4	---
6804NWO16	1	1	---

6804 203005R R50X 1266R C5716

JIC TO O-RING ELBOW CONNECTOR



SAE 070220
MS 51527

PART #	JIC TUBE SIZE 1	O-RING TUBE SIZE 2	LIST PRICE
6801NWO4	1/4	1/4	---
6801NWO46	1/4	3/8	---
6801NWO48	1/4	1/2	---
6801NWO54	5/16	1/4	---
6801NWO64	3/8	1/4	---
6801NWO6	3/8	3/8	---
6801NWO68	3/8	1/2	---
6801NWO610	3/8	5/8	---
6801NWO612	3/8	3/4	---
6801NWO84	1/2	1/4	---
6801NWO86	1/2	3/8	---
6801NWO8	1/2	1/2	---
6801NWO810	1/2	5/8	---
6801NWO812	1/2	3/4	---
6801NWO816	1/2	1	---
6801NWO106	5/8	3/8	---
6801NWO108	5/8	1/2	---
6801NWO10	5/8	5/8	---
6801NWO1016	5/8	1	---
6801NWO128	3/4	1/2	---
6801NWO1210	3/4	5/8	---
6801NWO12	3/4	3/4	---
6801NWO1216	3/4	1	---
6801NWO1612	1	3/4	---
6801NWO1614	1	7/8	---
6801NWO16	1	1	---
6801NWO1620	1	1-1/4	---
6801NWO1624	1	1-1/2	---
6801NWO2012	1-1/4	3/4	---
6801NWO2016	1-1/4	1	---
6801NWO20	1-1/4	1-1/4	---
6801NWO2024	1-1/4	1-1/2	---
6801NWO2420	1-1/2	1-1/4	---
6801NWO24	1-1/2	1-1/2	---
6801NWO32	2	2	---

6801 2062R C50X 1238L C5515


WARNING: This product can expose you to chemicals, including Cobalt, which are known to the State of California to cause cancer. For more information, visit www.P65Warnings.ca.gov



STEEL O-RING ADAPTERS

HYDRAULIC ADAPTERS

JIC TO O-RING - BRANCH TEE



SAE 070429
MS 51529

PART #	JIC TUBE SIZE 1 & 2	O-RING TUBE SIZE 3	LIST PRICE
6803NWO2	1/8	1/8	---
6803NWO4	1/4	1/4	---
6803NWO6	3/8	3/8	---
6803NWO8	1/2	1/2	---
6803NWO10	5/8	5/8	---
6803NWO12	3/4	3/4	---
6803NWO16	1	1	---

6803 203003X S50X 1265R C5715

JIC TO O-RING 45° ELBOW




SAE 070320
MS 51528

PART #	JIC TUBE SIZE 1	O-RING TUBE SIZE 2	LIST PRICE
6802NWO2	1/8	1/8	---
6802NWO4	1/4	1/4	---
6802NWO46	1/4	3/8	---
6802NWO6	3/8	3/8	---
6802NWO68	3/8	1/2	---
6802NWO8	1/2	1/2	---
6802NWO86	1/2	3/8	---
6802NWO810	1/2	5/8	---
6802NWO812	1/2	3/4	---
6802NWO10	5/8	5/8	---
6802NWO108	5/8	1/2	---
6802NWO1012	5/8	3/4	---
6802NWO12	3/4	3/4	---
6802NWO1216	3/4	1	---
6802NWO16	1	1	---
6802NWO1612	1	3/4	---
6802NWO1620	1	1-1/4	---
6802NWO20	1-1/4	1-1/4	---
6802NWO2016	1-1/4	1	---
6802NWO24	1-1/2	1-1/2	---
6802NWO32	2	2	---

6802 2061 V50X 1240R C5365

O-RING TO - FEMALE PIPE ELBOW



PART #	O-RING TUBE SIZE 1	PIPE TUBE SIZE 2	LIST PRICE
6805NWO42	1/4	1/8	---
6805NWO44	1/4	1/4	---
6805NWO64	3/8	1/4	---
6805NWO66	3/8	3/8	---
6805NWO86	1/2	3/8	---
6805NWO88	1/2	1/2	---
6805NWO108	5/8	1/2	---
6805NWO128	3/4	1/2	---
6805NWO1212	3/4	3/4	---
6805NWO1616	1	1	---
6805NWO2020	1-1/4	1-1/4	---
6805NWO2424	1-1/2	1-1/2	---

6805 206801R AE0G 1264 C3459

O-RING TO MALE PIPE ELBOW



PART #	O-RING TUBE SIZE 1	PIPE TUBE SIZE 2	LIST PRICE
6806NWO44	1/4	1/4	---
6806NWO66	3/8	3/8	---
6806NWO86	1/2	3/8	---
6806NWO88	1/2	1/2	---
6806NWO1212	3/4	3/4	---
6806NWO1616	1	1	---

6806 1263 TF3569

O-RING TO 37° JIC SWIVEL NUT TO O-RING ELBOW



PART #	O-RING TUBE SIZE 1	JIC TUBE SIZE 2	LIST PRICE
6809NWO44	1/4	1/4	---
6809NWO66	3/8	3/8	---
6809NWO88	1/2	1/2	---
6809NWO1212	3/4	3/4	---

WARNING: This product can expose you to chemicals, including Cobalt, which are known to the State of California to cause cancer. For more information, visit www.P65Warnings.ca.gov

STEEL O-RINGS

HYDRAULIC ADAPTERS

FEMALE O-RING TO MALE O-RING ELBOW



PART #	O-RING TUBE SIZE 1	O-RING TUBE SIZE 2	LIST PRICE
6815NWO44	1/4	1/4	---
6815NWO66	3/8	3/8	---
6815NWO88	1/2	1/2	---
6815NWO1010	5/8	5/8	---
6815NWO1212	3/4	3/4	---

MALE O-RING SWIVEL ADAPTER




SAE 140157

PART #	O-RING TUBE SIZE 1	FEMALE NPSM SIZE 2	LIST PRICE
6900O42	1/4	1/8	---
6900O44	1/4	1/4	---
6900O46	1/4	3/8	---
6900O64	3/8	1/4	---
6900O66	3/8	3/8	---
6900O68	3/8	1/2	---
6900O84	1/2	1/4	---
6900O86	1/2	3/8	---
6900O88	1/2	1/2	---
6900O812	1/2	3/4	---
6900O104	5/8	1/4	---
6900O106	5/8	3/8	---
6900O108	5/8	1/2	---
6900O1012	5/8	3/4	---
6900O126	3/4	3/8	---
6900O128	3/4	1/2	---
6900O1212	3/4	3/4	---
6900O1612	1	3/4	---
6900O1616	1	1	---

6900 2066R 1235 9315

90° O-RING SWIVEL ADAPTER



SAE 140257

PART #	O-RING TUBE SIZE 1	FEMALE NPSM SIZE 2	LIST PRICE
6901NWO42	1/4	1/8	---
6901NWO44	1/4	1/4	---
6901NWO64	3/8	1/4	---
6901NWO66	3/8	3/8	---
6901NWO68	3/8	1/2	---
6901NWO84	1/2	1/4	---
6901NWO86	1/2	3/8	---
6901NWO88	1/2	1/2	---
6901NWO812	1/2	3/4	---
6901NWO104	5/8	1/4	---
6901NWO106	5/8	3/8	---
6901NWO108	5/8	1/2	---
6901NWO126	3/4	3/8	---
6901NWO128	3/4	1/2	---
6901NWO1212	3/4	3/4	---
6901NWO1612	1	3/4	---
6901NWO1616	1	1	---
6901NWO2012	1-1/4	3/4	---
6901NWO2016	1-1/4	1	---
6901NWO2020	1-1/4	1-1/4	---
6901NWO2424	1-1/2	1-1/2	---
6901NWO3232	2	2	---

6401 2068R 1271 9515


WARNING: This product can expose you to chemicals, including Cobalt, which are known to the State of California to cause cancer. For more information, visit www.P65Warnings.ca.gov



STEEL SAE O-RING

HYDRAULIC ADAPTERS

45° O-RING SWIVEL ADAPTER



SAE 140357

PART #	O-RING TUBE SIZE 1	FEMALE NPSM SIZE 2	LIST PRICE
6902NWO42	1/4	1/8	----
6902NWO44	1/4	1/4	---
6902NWO46	1/4	3/8	---
6902NWO64	3/8	1/4	---
6902NWO66	3/8	3/8	---
6902NWO68	3/8	1/2	---
6902NWO84	1/2	1/4	---
6902NWO86	1/2	3/8	---
6902NWO88	1/2	1/2	---
6902NWO108	5/8	1/2	---
6902NWO128	3/4	1/2	---
6902NWO1212	3/4	3/4	---
6902NWO1616	1	1	---

6902 2067R 1272 9365

O-RINGS

VITON 75 SAE BOSS O-RING



Fluorocarbon

PART #	O-RING TUBE	LIST PRICE
400122	1/8	---
400144	1/4	---
400166	3/8	---
400188	1/2	---
400110	5/8	---
400112	3/4	---
400116	1	---
400120	1-1/4	---
400124	1-1/2	---
400132	2-1/2-12	---

NITRILE 90 SAE BOSS O-RING



PART #	O-RING TUBE	LIST PRICE
400022	1/8	---
400133	3/16	---
400044	1/4	---
400155	5/16	---
400066	3/8	---
400088	1/2	---
400010	5/8	---
400012	3/4	---
400014	7/8	---
400016	1	---
400020	1-1/4	---
400024	1-1/2	---
400032	2	---

BRAZE TUBE NUT (SLEEVE REQUIRED)



SAE 520110

PART #	TUBE O.D.	BRAZE TUBE O.D.	LIST PRICE
FSO3184	1/4	.25	---
FSO3186	3/8	.38	---
FSO3188	1/2	.50	---
FSO31810	5/8	.62	---
FSO31812	3/4	.72	---
FSO31816	1	1.00	---
FSO31820	1 1/4	1.25	---
FSO31824	1 1/2		---

FF318 FF1311

BRAZE TUBE SLEEVE



SAE 520115

PART #	TUBE O.D.	LIST PRICE
FSO3194	1/4	---
FSO3196	3/8	---
FSO3198	1/2	---
FSO31910	5/8	---
FSO31912	3/4	---
FSO31916	1	---
FSO31920	1-1/4	---
FSO31924	1-1/2	---

FF319 FF3019

WARNING: This product can expose you to chemicals, including Cobalt, which are known to the State of California to cause cancer. For more information, visit www.P65Warnings.ca.gov

O-RING FACE SEAL ADAPTERS

HYDRAULIC ADAPTERS

CAP



• Two Piece
Nut/ Insert

SAE 520112

PART #	TUBE O.D.	FACE SEAL TUBE	LIST PRICE
FSO304C4	1/4	1/4	---
FSO304C6	3/8	3/8	---
FSO304C8	1/2	1/2	---
FSO304C10	5/8	5/8	---
FSO304C12	3/4	3/4	---
FSO304C16	1	1	---
FSO304C20	1-1/4	1-1/4	---
FSO304C24	1-1/2	1-1/2	---

FF304C


BULKHEAD LOCKNUT



SAE 520118

PART #	TUBE SIZE	LIST PRICE
FSO3064	1/4	---
FSO3066	3/8	---
FSO3068	1/2	---
FSO30610	5/8	---
FSO30612	3/4	---
FSO30616	1	---
FSO30620	1-1/4	---
FSO30624	1-1/2	---

MALE UNION CONNECTOR



SAE 520102

PART #	TUBE O.D.	FACE SEAL TUBE 1&2	LIST PRICE
FSO240344	1/4	1/4	---
FSO240366	3/8	3/8	---
FSO240388	1/2	1/2	---
FSO24031212	3/4	3/4	---
FSO24031616	1	1	---
FSO24032020	1-1/4	1-1/4	---
FSO24032424	1-1/2	1-1/2	---

FF2403 FF1203

MALE O-RING FACE SEAL ADAPTER



PART #	FACE SEAL TUBE 1	MALE PIPE SIZE 2	LIST PRICE
FSO240442	1/4	1/8	---
FSO240444	1/4	1/4	---
FSO240446	1/4	3/8	---
FSO240462	3/8	1/8	---
FSO240464	3/8	1/4	---
FSO240466	3/8	3/8	---
FSO240468	3/8	1/2	---
FSO240484	1/2	1/4	---
FSO240486	1/2	3/8	---
FSO240488	1/2	1/2	---
FSO2404108	5/8	1/2	---
FSO24041012	5/8	3/4	---
FSO2404128	3/4	1/2	---
FSO24041212	3/4	3/4	---
FSO24041216	3/4	1	---
FSO24041612	1	3/4	---
FSO24041616	1	1	---
FSO24041620	1	1-1/4	---
FSO24042016	1-1/4	1	---
FSO24042020	1-1/4	1-1/4	---
FSO24042424	1-1/2	1-1/2	---

FF2404 4205 FLO

FEMALE ORFS TO MALE ORFS REDUCER



PART #	FEMALE FACE SEAL SIZE 1	MALE FACE SEAL TUBE 2	LIST PRICE
FSO240664	3/8	1/4	---
FSO240684	1/2	1/4	---
FSO240686	1/2	3/8	---
FSO2406106	5/8	3/8	---
FSO2406108	5/8	1/2	---
FSO2406126	3/4	3/8	---
FSO2406128	3/4	1/2	---
FSO2406168	1	1/2	---
FSO24061612	1	3/4	---
FSO24062012	1-1/4	3/4	---
FSO24062016	1-1/4	1	---
FSO24062420	1-1/2	1-1/4	---

FF2406 TRLON

WARNING: This product can expose you to chemicals, including Cobalt, which are known to the State of California to cause cancer.
 For more information, visit www.P65Warnings.ca.gov



O-RING FACE SEAL ADAPTERS

HYDRAULIC ADAPTERS

PLUG



SAE 520109

PART #	TUBE O.D.	LIST PRICE
FSO24084	1/4	---
FSO24086	3/8	---
FSO24088	1/2	---
FSO240810	5/8	---
FSO240812	3/4	---
FSO240816	1	---
FSO240820	1-1/4	---
FSO240824	1-1/2	---


FF2408 FF1254 4229 PNLO

MORFS UNION



PART #	JIC TUBE 1	JIC TUBE 2	LIST PRICE
FS240344	1/4	1/4	---
FS240364	3/8	1/4	---
FS240388	1/2	1/2	---


ORFS UNION ELBOW 90°



PART #	FACE SEAL TUBE 1	FACE SEAL TUBE 2	LIST PRICE
FS250044	1/4	1/4	---
FS250066	3/8	3/8	---
FS250088	1/2	1/2	---
FS25001010	5/8	5/8	---
FS25001212	3/4	3/4	---
FS25001616	1	1	---
FS25002020	1-1/4	1-1/4	---
FS25002424	1-1/2	1-1/2	---

FF2500 4505 ELO

ORFS TO MALE ELBOW



SAE 520202

PART #	FACE SEAL TUBE 1	MALE PIPE TUBE 2	LIST PRICE
FS250142	1/4	1/8	---
FS250144	1/4	1/4	---
FS250164	3/8	1/4	---
FS250166	3/8	3/8	---
FS250186	1/2	3/8	---
FS250188	1/2	1/2	---
FS2501812	1/2	3/4	---
FS2501108	5/8	1/2	---
FS25011012	5/8	3/4	---
FS2501128	3/4	1/2	---
FS25011212	3/4	3/4	---
FS25011216	3/4	1	---
FS25011612	1	3/4	---
FS25011616	1	1	---
FS25012016	1-1/4	1	---
FS25012020	1-1/4	1-1/4	---
FS25012424	1-1/2	1-1/2	---

FF2501 FF1208 4405 CLO

ORFS TO PIPE ELBOW 45°



PART #	FACE SEAL TUBE 1	MALE PIPE TUBE 2	LIST PRICE
FS250342	1/4	1/8	---
FS250344	1/4	1/4	---
FS250364	3/8	1/4	---
FS250366	3/8	3/8	---
FS250386	1/2	3/8	---
FS250388	1/2	1/2	---
FS25031212	3/4	3/4	---
FS25031616	1	1	---


FF2503 4355 VLO

WARNING: This product can expose you to chemicals, including Cobalt, which are known to the State of California to cause cancer. For more information, visit www.P65Warnings.ca.gov

O-RING FACE SEAL ADAPTERS

HYDRAULIC ADAPTERS

ORFS TO PIPE BRANCH TEE



PART #	FACE SEAL THREAD 1+2	MALE PIPE 3	LIST PRICE
FS260144	1/4	1/4	
FS260166	3/8	3/8	
FS260188	1/2	1/2	
FS26011212	3/4	3/4	
FS26011616	1	1	


FF2601

ORFS UNION TEE



PART #	FACE SEAL TUBE 1+2+3	LIST PRICE
FS260344	1/4	---
FS260366	3/8	---
FS260388	1/2	---
FS26031212	3/4	---
FS26031616	1	---
FS26032020	1-1/4	---
FS26032424	1-1/2	---

ORFS BULKHEAD UNION




PART #	FACE SEAL THREAD 1+2	LIST PRICE
FS270044	1/4	
FS270066	3/8	
FS270088	1/2	
FS27001212	3/4	
FS27001616	1	
FS27002020	1-1/4	
FS27002424	1-1/2	

• Locknut not included on Bulkhead fittings

FF2700 WLO

ORFS BULKHEAD UNION 90°



PART #	FACE SEAL THREAD 1+2	LIST PRICE
FS270144	1/4	
FS270166	3/8	
FS270188	1/2	
FS27011212	3/4	
FS27011616	1	
FS27012020	1-1/4	
FS27012424	1-1/2	

• Locknut not included on Bulkhead fittings

FF2701 4525 WELO

ORFS BULKHEAD UNION 45°



PART #	FACE SEAL THREAD 1+2	LIST PRICE
FS270244	1/4	
FS270266	3/8	
FS27021616	1	
FS27022020	1-1/4	

• Locknut not included on Bulkhead fittings

FF2702 4375 WNLO

ORFS BULKHEAD UNION BRANCH TEE



PART #	FACE SEAL THREAD 1+2+3	LIST PRICE
FS27034	1/4	
FS27036	3/8	
FS27038	1/2	
FS270312	3/4	
FS270316	1	
FS270320	1-1/4	


• Locknut not included on Bulkhead fittings

FF2703 WJLO

O-RING FACE SEAL ADAPTERS

HYDRAULIC ADAPTERS

ORFS BULKHEAD UNION RUN TEE



PART #	FACE SEAL THREAD 1+2+3	LIST PRICE
FS270444	1/4	
FS270466	3/8	
FS270488	1/2	
FS27041212	3/4	
FS27041616	1	
FS27042020	1-1/4	

• Locknut not included on Bulkhead fittings

FF2704 WJLJO

MALE ORFS TO ORB CONNECTOR



SAE 520120

PART #	FACE SEAL TUBE 1	O-RING TUBE 2	LIST PRICE
FS6400O44	1/4	1/4	---
FS6400O46	1/4	3/8	---
FS6400O64	3/8	1/4	---
FS6400O66	3/8	3/8	---
FS6400O68	3/8	1/2	---
FS6400O86	1/2	3/8	---
FS6400O88	1/2	1/2	---
FS6400O810	1/2	5/8	---
FS6400O812	1/2	3/4	---
FS6400O108	5/8	1/2	---
FS6400O1010	5/8	5/8	---
FS6400O1012	5/8	3/4	---
FS6400O128	3/4	1/2	---
FS6400O1210	3/4	5/8	---
FS6400O1212	3/4	3/4	---
FS6400O1216	3/4	1	---
FS6400O1612	1	3/4	---
FS6400O1616	1	1	---
FS6400O1620	1	1-1/4	---
FS6400O2020	1-1/4	1-1/4	---
FS6400O2024	1-1/4	1-1/2	---
FS6400O2424	1-1/2	1-1/2	---

4315 FF6400 FF1231


MALE FLAT FACE TO FEMALE 37° SWIVEL



PART #	FACE SEAL TUBE 1	JIC TUBE 2	LIST PRICE
FS640244	1/4	1/4	---
FS640266	3/8	3/8	---
FS640288	1/2	1/2	---
FS64021010	5/8	5/8	---
FS64021212	3/4	3/4	---
FS64021616	1	1	---

FF6402 FF1294

SWIVEL NUT ELBOW



PART #	FACE SEAL TUBE 1	FACE SEAL TUBE 2	LIST PRICE
FS650044	1/4	1/4	---
FS650066	3/8	3/8	---
FS650088	1/2	1/2	---
FS65001010	5/8	5/8	---
FS65001212	3/4	3/4	---
FS65001616	1	1	---
FS65002020	1-1/4	1-1/4	---
FS65002424	1-1/2	1-1/2	---

FF6500 FF1236

MALE JIC 37° FLARE TO FEMALE FLAT FACE SWIVEL



PART #	JIC TUBE SIZE 1	FACE SEAL TUBE 2	LIST PRICE
FS650444	1/4	1/4	---
FS650466	3/8	3/8	---
FS650488	1/2	1/2	---
FS65041010	5/8	5/8	---
FS65041212	3/4	3/4	---
FS65041616	1	1	---
FS65042020	1-1/4	1-1/4	---


FF6504 FF1296

WARNING: This product can expose you to chemicals, including Cobalt, which are known to the State of California to cause cancer. For more information, visit www.P65Warnings.ca.gov

O-RING FACE SEAL ADAPTERS

HYDRAULIC ADAPTERS


ORFS TO FEMALE SWIVEL BRANCH TEE



PART #	FACE SEAL THREAD 1+2	FEMALE JIC 3	LIST PRICE
FS660044	1/4	1/4	
FS660066	3/8	3/8	
FS660088	1/2	1/2	
FS66001212	3/4	3/4	
FS66001616	1	1	
FS66002020	1-1/4	1-1/4	
FS66002424	1-1/2	1-1/2	

FF6600 S6LO

ORFS TO JIC SWIVEL RUN TEE



PART #	FACE SEAL THREAD 1+3	FEMALE FACE SEAL 2	LIST
FS660244	1/4	1/4	
FS660266	3/8	3/8	
FS660288	1/2	1/2	
FS66021212	3/4	3/4	
FS66021616	1	1	
FS66022020	1-1/4	1-1/4	
FS66022424	1-1/2	1-1/2	

FF6602 R6LO

O-RING ELBOW CONNECTOR



PART #	FACE SEAL TUBE 1	O-RING TUBE 2	LIST PRICE
FS680144	1/4	1/4	---
FS680146	1/4	3/8	---
FS680164	3/8	1/4	---
FS680166	3/8	3/8	---
FS680168	3/8	1/2	---
FS680186	1/2	3/8	---
FS680188	1/2	1/2	---
FS6801810	1/2	5/8	---
FS6801812	1/2	3/4	---
FS6801108	5/8	1/2	---
FS68011010	5/8	5/8	---
FS68011012	5/8	3/4	---
FS68011210	3/4	5/8	---
FS68011212	3/4	3/4	---
FS68011216	3/4	1	---
FS68011612	1	3/4	---
FS68011616	1	1	---
FS68011620	1	1-1/4	---
FS68012016	1-1/4	1	---
FS68012020	1-1/4	1-1/4	---
FS68012424	1-1/2	1-1/2	---

FF6801 FF1238 4515

TUBE O.D.	THREAD SIZE
1/8	5/16-24
3/16	3/8-24
1/4	7/16-20
5/16	1/2-20
3/8	9/16-18
1/2	3/4-16
5/8	7/8-14
3/4	1-1/16-12
7/8	1-3/16-12
1	1-5/16-12
1-1/4	1-5/8-12
1-1/2	1-7/8-12
2	2-1/2-12

O-RING FACE SEAL ADAPTERS

HYDRAULIC ADAPTERS


ORFS TO O-RING ELBOW 45°



PART #	FACE SEAL TUBE 1	O-RING SIZE 2	LIST PRICE
FS680244	1/4	1/4	---
FS680264	3/8	1/4	---
FS680266	3/8	3/8	---
FS680286	1/2	3/8	---
FS680268	3/8	1/2	---
FS680288	1/2	1/2	---
FS6802810	1/2	5/8	---
FS68021010	5/8	5/8	---
FS68021212	3/4	3/4	---
FS68021616	1	1	---
FS68022020	1-1/4	1-1/4	---
FS68022424	1-1/2	1-1/2	---

FF6802 4365 V5OLO


ORFS TO O-RING BRANCH TEE



PART #	FACE SEAL THREAD 1 + 2	O-RING SIZE 3	LIST
FS680344	1/4	1/4	
FS680366	3/8	3/8	
FS680388	1/2	1/2	
FS68031212	3/4	3/4	
FS68031616	1	1	
FS68032020	1-1/4	1-1/4	
FS68032424	1-1/2	1-1/2	

FF6803 4715 SJOLO

ORFS TO O-RING RUN TEE



PART #	FACE SEAL SIZE 1	O-RING SIZE 2	FACE SEAL SIZE 3	LIST PRICE
FS680444	1/4	1/4	1/4	
FS680466	3/8	3/8	3/8	
FS680488	1/2	1/2	1/2	
FS68041212	3/4	3/4	3/4	
FS68041616	1	1	1	
FS68042020	1-1/4	1-1/4	1-1/4	
FS68042424	1-1/2	1-1/2	1-1/2	

FF6804 4716 KJOLO

STRAIGHT THREAD SWIVEL NUT ELBOW



PART #	O-RING TUBE 1	FACE SEAL THREAD 2	LIST PRICE
FS680944	1/4	1/4	---
FS680966	3/8	3/8	---
FS680988	1/2	1/2	---
FS68091212	3/4	3/4	---
FS68091616	1	1	---


FF6809 FF1239 4535 AOELC

STEEL BSPT ADAPTERS

HYDRAULIC ADAPTERS

STEEL BSPT ADAPTERS


JIC MALE CONNECTOR BSPT



PART #	JIC TUBE SIZE 1	MALE BSPT 2	LIST PRICE
700042	1/4	1/8-28	---
700044	1/4	1/4-19	---
700064	3/8	1/4-19	---
700066	3/8	3/8-19	---
700068	3/8	1/2-14	---
700086	1/2	3/8-19	---
700088	1/2	1/2-14	---
7000812	1/2	3/4-14	---
7000108	5/8	1/2-14	---
70001012	5/8	3/4-14	---
7000128	3/4	1/2-14	---
70001212	3/4	3/4-14	---
70001616	1	1-11	---

3404 305


JIC MALE ELBOW BSPT



PART #	JIC TUBE SIZE 1	MALE BSPT 2	LIST PRICE
720042	1/4	1/8-28	---
720044	1/4	1/4-19	---
720064	3/8	1/4-19	---
720066	3/8	3/8-19	---
720068	3/8	1/2-14	---
720086	1/2	3/8-19	---
720088	1/2	1/2-14	---
72001212	3/4	3/4-14	---
72001616	1	1-11	---

3501 315


BSPT HEX NIPPLE



PART #	MALE BSPT 1	MALE BSPT 2	LIST PRICE
752022	1/8-28	1/8-28	---
752044	1/4-19	1/4-19	---
752066	3/8-19	3/8-19	---
752088	1/2-14	1/2-14	---
75201010	5/8-14	5/8-14	---
75201212	3/4-14	3/4-14	---

3520 MBT

BSPT PLUG




PART #	BSPT	LIST PRICE
95082	1/8-28	---
95084	1/4-19	---
95086	3/8-19	---
95088	1/2-14	---
950812	3/4-14	---
950816	1-11	---

100B-Y KA-RM MHL 296

STEEL BSPP ADAPTERS

BSPP HEX NIPPLE



PART #	MALE BSPP 1	MALE BSPP 2	LIST PRICE
742022	1/8-28	1/8-28	---
742042	1/4-19	1/8-28	---
742064	3/8-19	1/4-19	---
742066	3/8-19	3/8-19	---
742086	1/2-14	3/8-19	---
742088	1/2-14	1/2-14	---
7420108	5/8-14	1/2-14	---
7420128	3/4-14	1/2-14	---
74201212	3/4-14	3/4-14	---
74201612	1-11	3/4-14	---
74201616	1-11	1-11	---

3420 MB 9022


WARNING: This product can expose you to chemicals, including Cobalt, which are known to the State of California to cause cancer. For more information, visit www.P65Warnings.ca.gov



STEEL BSPP ADAPTERS

HYDRAULIC ADAPTERS

BSPP COUPLING



PART #	BSPP	LIST PRICE
74252	1/8-28	---
74254	1/4-19	---
74258	1/2-14	---
742510	5/8-14	---
742512	3/4-14	---
742516	1-11	---

3425 FB


BSPP TO MALE PIPE NIPPLE



PART #	MALE BSPP SIZE 1	MALE PIPE THREAD SIZE 2	LIST PRICE
78252	1/8-28	1/8	---
78254	1/4-19	1/4	---
78256	3/8-19	3/8	---
78258	1/2-14	1/2	---
782512	3/4-14	3/4	---
782516	1-11	1	---

MBMP 3825

JIC TO FEMALE BSPP STRAIGHT SWIVEL



PART #	JIC TUBE SIZE 1	FEMALE BSPP SWIVEL 2	LIST PRICE
72404	1/4	1/4-19	---
72406	3/8	3/8-19	---
72408	1/2	1/2-14	---
724010	5/8	5/8-14	---
724012	3/4	3/4-14	---
724016	1	1-11	---

3240 MJFBS

JIC TO BSPP MALE CONNECTOR



PART #	JIC TUBE SIZE 1	MALE BSPP 2	LIST PRICE
700242	1/4	1/8-28	---
700244	1/4	1/4-19	---
700246	1/4	3/8-19	---
700248	1/4	1/2-14	---
700264	3/8	1/4-19	---
700266	3/5	3/8-19	---
700268	3/5	1/2-14	---
700286	1/2	3/8-19	---
700288	1/2	1/2-14	---
7002812	1/2	3/4-14	---
7002108	5/8	1/2-14	---
70021212	3/4	3/4-14	---
70021216	3/4	1-11	---
70021616	1	1-11	---

JIC TO BSPP MALE ELBOW



PART #	JIC TUBE SIZE 1	MALE BSPP 2	LIST PRICE
7202NWO42	1/4	1/8-28	---
7202NWO44	1/4	1/4-19	---
7202NWO64	3/8	1/4-19	---
7202NWO66	3/8	3/8-19	---
7202NWO68	3/8	1/2-14	---
7202NWO86	1/2	3/8-19	---
7202NWO88	1/2	1/2-14	---
7202NWO812	1/2	3/4-14	---
7202NWO108	5/8	1/2-14	---
7202NWO1212	3/4	3/4-14	---
7202NWO1216	3/4	1-11	---
7202NWO1616	1	1-11	---

3801 315

30J 3800

STEEL BSPP ADAPTERS

HYDRAULIC ADAPTERS


JIC TO BSPP STRAIGHT SWIVEL



PART #	JIC TUBE SIZE 1	MALE BSPP 2	LIST PRICE
702242	1/4	1/8-28	---
702244	1/4	1/4-19	---
702264	3/8	1/4-19	---
702266	3/8	3/8-19	---
702288	1/2	1/2-14	---
7022108	5/8	1/2-14	---
70221212	3/4	3/4-14	---
70221616	1	1-11	---

3402 3055


FEMALE ADAPTER BSPP



PART #	FEMALE PIPE 1	MALE BSPP 2	LIST PRICE
704222	1/8	1/8-28	---
704242	1/4	1/8-28	---
704244	1/4	1/4-19	---
704266	3/8	3/8-19	---
704288	1/2	1/2-14	---
70421212	3/4	3/4-14	---
70421616	1	1-11	---

3455 MMFP

HEX HEAD PLUG BSPP



PART #	MALE BSPP	LIST PRICE
9522P2	1/8-28	---
9522P4	1/4-19	---
9522P6	3/8-19	---
9522P8	1/2-14	---
9522P12	3/4-14	---
9522P16	1-11	---

3408

HOLLOW HEX PLUG BSPP




PART #	MALE BSPP	LIST PRICE
9522H2	1/8-28	---
9522H4	1/4-19	---
9522H6	3/8-19	---
9522H8	1/2-14	---
9522H12	3/4-14	---
9522H16	1-11	---

3408 HHP

STEEL METRIC ADAPTERS

MALE CONNECTOR



PART #	JIC TUBE SIZE 1	METRIC THREAD 2	LIST PRICE
7005410	1/4	10x1.0	---
7005412	1/4	12x1.5	---
7005414	1/4	14x1.5	---
7005418	1/4	18x1.5	---
7005512	5/16	12x1.5	---
7005514	5/16	14x1.5	---
7005614	3/8	14x1.5	---
7005616	3/5	16x1.5	---
7005618	3/5	18x1.5	---
7005816	1/2	16x1.5	---
7005818	1/2	18x1.5	---
7005822	1/2	22x1.5	---
70051018	5/8	18x1.5	---
70051020	5/8	20x1.5	---
70051022	5/8	22x1.5	---
70051222	3/4	22x1.5	---
70051227	3/4	27x1.5	---

Port-seal crush washer and O-ring included

7400 30J (R) 7011

WARNING: This product can expose you to chemicals, including Cobalt, which are known to the State of California to cause cancer. For more information, visit www.P65Warnings.ca.gov



STEEL METRIC ADAPTERS

HYDRAULIC ADAPTERS

JIC X METRIC MALE ELBOW



PART #	JIC TUBE SIZE 1	METRIC THREAD 2	LIST PRICE
7205NWO410	1/4	10x1.0	---
7205NWO412	1/4	12x1.5	---
7205NWO414	1/4	14x1.5	---
7205NWO512	5/16	12x1.5	---
7205NWO614	3/8	14x1.5	---
7205NWO616	3/8	16x1.5	---
7205NWO816	1/2	16x1.5	---
7205NWO818	1/2	18x1.5	---
7205NWO822	1/2	22x1.5	---
7205NWO1018	5/8	18x1.5	---

Port-seal crush washer and O-ring included **7801 315 (R)**

JIC SWIVEL X MALE METRIC



PART #	JIC TUBE SIZE 1	METRIC THREAD 2	LIST PRICE
7025410	1/4	10x1.0	---
7025412	1/4	12x1.5	---
7025512	5/16	12x1.5	---
7025614	3/8	14x1.5	---
7025616	3/8	16x1.5	---
7025816	1/2	16x1.5	---
70251022	5/8	22x1.5	---
70251227	3/4	27x2.0	---
70251633	1	33x2.0	---

7402 30JS (R)

HEX HEAD PLUG METRIC PARALLEL



PART #	METRIC THREAD	LIST PRICE
8555P10	10x1.0	---
8555P12	12x1.5	---
8555P14	14x1.5	---
8555P16	16x1.5	---
8555P18	18x1.5	---
8555P20	20x1.5	---
8555P22	22x1.5	---
8555P26	26x1.5	---
8555P30	30x1.5	---

7408


HOLLOW HEX HEAD PLUG METRIC PARALLEL



PART #	METRIC THREAD	LIST PRICE
8555H8	8x1.0	---
8555H10	10x1.0	---
8555H12	12x1.5	---
8555H14	14x1.5	---
8555H16	16x1.5	---
8555H18	18x1.5	---
8555H20	20x1.5	---
8555H22	22x1.5	---
8555H26	26x1.5	---
8555H27	27x2.0	---
8555H30	30x1.5	---

7408 HHP

FEMALE PIPE X MALE METRIC



PART #	FEMALE PIPE THREAD 1	METRIC THREAD 2	LIST PRICE
7045210	1/8	10x1.0	---
7045412	1/4	12x1.5	---
7045414	1/4	14x1.5	---
7045612	3/8	12x1.5	---
7045616	3/8	16x1.5	---
7045618	3/8	18x1.5	---
7045816	1/2	16x1.5	---
7045818	1/2	18x1.5	---
7045822	1/2	22x1.5	---
70451227	3/4	27x2.0	---
70451633	1	33x2.0	---

MMFP (R)

WARNING: This product can expose you to chemicals, including Cobalt, which are known to the State of California to cause cancer. For more information, visit www.P65Warnings.ca.gov

ISO A AND B INTERCHANGE

HYDRAULIC ADAPTERS



THREAD TO CONNECT, DRYBREAK NO-SPILL QUICK CONNECT

- Brass Body
 - Steel Wing Nut
 - Buna-Seal (-40° to +250°F)
- Aeroquip 5100
Parker 6100
Snaptite B78




- Bonded Face Seal
- External ORing Alleviates Full Connection

PART #	BODY SIZE	FEMALE NPT	MAX PSI	LIST PRICE
61150	3/4	1/2	3000	---
61152	3/4	3/4	3000	---
61153	1	1	3000	---
61154	1-1/4	1-1/4	2750	---
61155	1-1/2	1-1/2	2500	---

PART #	BODY SIZE	FEMALE NPT	MAX PSI	LIST PRICE
61050	3/4	1/2	3000	---
61052	3/4	3/4	3000	---
61053	1	1	3000	---
61054	1-1/4	1-1/4	2750	---
61055	1-1/2	1-1/2	2500	---

FEATURES - ISO A and ISO B

- Poppet valves to prevent uncoupled leakage
- Critical parts are induction hardened for durability
- Dependable ball-locking mechanism holds the mating halves together
- Socket and plug are precision machined from solid barstock
- Standard nitrile seals temp range -40°F to +250°F



ISO-A FEMALE PIPE COUPLER

PART #	BODY SIZE	NPT	LIST PRICE
ANV14F	1/4"	1/4"	---
ANV38F	3/8"	3/8"	---
ANV12F	1/2"	1/2"	---
ANV34F	3/4"	3/4"	---
ANV1F	1"	1"	---

ISO 7241-1 ISO-A Interchange (Connected)				
Body Size	Steel Coupler/ Plug			
	Maximum Working		Burst	
	PSI	Bar	PSI	Bar
1/4"	5,000	345	18,270	1,200
3/8"	4,000	275	18,270	1,200
1/2"	4,000	275	16,500	1,100
3/4"	4,000	275	14,800	1,000
1"	4,000	275	12,400	850
1-1/4"	3,000	200	12,600	850
1-1/2"	3,000	200	12,600	850
2"	1,450	100	5,800	400

INTERCHANGE DATA:

- Parker 6600, Aeroquip/ Eaton FD56, Dixon 'K' Series.
- Hansen HA 15000, Safeway S56



ISO-A FEMALE PIPE PLUG

PART #	BODY SIZE	NPT	LIST PRICE
ANV14M	1/4"	1/4"	---
ANV38M	3/8"	3/8"	---
ANV12M	1/2"	1/2"	---
ANV34M	3/4"	3/4"	---
ANV1M	1"	1"	---

ISO 7241-1 Series B ISO-B Interchange (Connected)								
Body Size	Steel Coupler/ Plug				Brass Coupler/ Plug			
	Max. Working		Burst		Max. Working		Burst	
	PSI	Bar	PSI	Bar	PSI	Bar	PSI	Bar
1/4"	5,000	345	22,500	1,550	3,000	200	15,000	1,000
3/8"	4,000	275	16,500	1,150	2,500	175	12,000	800
1/2"	4,000	275	16,000	1,100	2,500	175	11,500	750
3/4"	4,000	275	16,500	1,150	2,000	150	12,000	800
1"	4,000	275	16,000	1,100	1,500	100	8,500	800


INTERCHANGE DATA:

- Parker 60 Series, Snap-tite 72 series, Dixon 'H' series
- Hansen HK - series, Aeroquip/ Eaton FDH5

ISO-B FEMALE PIPE COUPLER

PART #	BODY SIZE	NPT	LIST PRICE
HNV14F	1/4"	1/4"	---
HNV14FB	1/4"	1/4"	---
HNV38F	3/8"	3/8"	---
HNV38FB	3/8"	3/8"	---
HNV12F	1/2"	1/2"	---
HNV12FB	1/2"	1/2"	---
HNV34F	3/4"	3/4"	---
HNV34FB	3/4"	3/4"	---
HNV1F	1"	1"	---
HNV1FB	1"	1"	---

B=BRASS



BRASS - HNV SERIES PLUG



BRASS - HNV SERIES COUPLER

ISO-B FEMALE PIPE PLUG

PART #	BODY SIZE	NPT	LIST PRICE
HNV14M	1/4"	1/4"	---
HNV14MB	1/4"	1/4"	---
HNV38M	3/8"	3/8"	---
HNV38MB	3/8"	3/8"	---
HNV12M	1/2"	1/2"	---
HNV12MB	1/2"	1/2"	---
HNV34M	3/4"	3/4"	---
HNV34MB	3/4"	3/4"	---
HNV1M	1"	1"	---
HNV1MB	1"	1"	---

WARNING: This product can expose you to chemicals, including lead, which are known to the State of California to cause cancer and birth defects or other reproductive harm. For more information, visit www.P65Warnings.ca.gov

FLUSH FACE ISO

HYDRAULIC ADAPTERS


FEATURES

- Steel construction, zinc nickel plated finish. Hardened Nipples and sleeves and solid barstock construction for maximum resistance to damage from hydraulic and mechanical shock.
- This Anti-Blowout Nitrile/ PTFE bonded seal is designed to prevent blow out or damage during severe service conditions.
- Durable ball-locking mechanism assures reliable connection everytime.
- Temp Range -65° to +250°

ISO 16028

FLUSH FACE				
Body Size	Steel Coupler/ Plug Coupled			
	Maximum Working		Burst	
	PSI	Bar	PSI	Bar
1/4"	5,000	345	18,270	1,200
3/8"	4,000	275	18,270	1,200
1/2"	4,000	275	16,500	1,100
5/8"	4,000	275	14,800	1,000
3/4"	4,000	275	12,400	850
1"	3,000	200	12,600	850

FF Series
HTMC
74C



FEMALE PIPE COUPLER

PART #	BODY SIZE	NPT	LIST PRICE
FF14F	1/4"	1/4"	---
FF38F	3/8"	3/8"	---
FF12F	1/2"	1/2"	---
FF3812F	3/8"	1/2"	---
FF1234F	1/2"	3/4"	---
FF3416F	3/4"	1"	---
FF34F	3/4"	3/4"	---
FF1F	1"	1"	---

FF Series
HTMN
74N



FEMALE PIPE PLUG

PART #	BODY SIZE	NPT	LIST PRICE
FF14M	1/4"	1/4"	---
FF38M	3/8"	3/8"	---
FF12M	1/2"	1/2"	---
FF3812M	3/8"	1/2"	---
FF1234M	1/2"	3/4"	---
FF3416M	3/4"	1"	---
FF34M	3/4"	3/4"	---
FF1M	1"	1"	---

FLAT FACE THREAD LOCK - VEP QUICK COUPLING

SPECIFICATIONS

BODY SIZE (IN)	1/2(12)	3/4(34)	1(1)	1-1/2(24)
Rated Pressure (PSI)	7000	7000	6000	5000
Rated Flow (GPM)	12	50	88	152
Temperature Range	-20°C +120°C			
Standard seal material is NBR				

Test Fluid-Oil = 200 SUS

APPLICATIONS

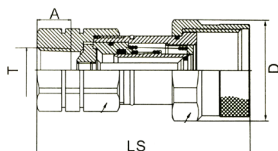
- Widely used in public equipment
- Portable construction equipment.
- Hydraulic tools
- Vehicles

FEATURES

- New valve design provides better resistance from high flow and the pressure of impulse, thus providing advanced performance.
- Special nipple design for connecting under pressure, allows connection and disconnection with high residual pressures.
- The LSQ-VEP series employs a threaded sleeve locking mechanism, mates with matching male threads on the coupler.
- New plating treatment provides advanced anti-rust performance.
- LSQ-VEP series couplings employ flush valving when connecting or disconnecting, therefore only a small amount of fluid can be lost during disconnecting or air inclusion during reconnection.
- The Anti-Blowout bonded seal is designed to prevent blow-out or damage during severe service conditions.
- Machined form solid steel barstock for durability. Compatible with most other VEP series.
- O-Ring SAE Boss Thread available with import lead time (same list price)

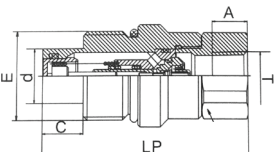
FEMALE COUPLER

PART #	LS	D	A	NPT	LIST PRICE
LSQVEP12SF	4.09	1.13	0.67	1/2	---
LSQVEP34SF	4.49	2.13	0.79	3/4	---
LSQVEP1SF	5.28	2.33	0.83	1	---
LSQVEP20SF	5.71	2.72	0.83	1-1/4	---
LSQVEP24SF	7.41	3.63	0.83	1-1/2	---



FEMALE PLUG

PART #	LS	D	A	NPT	LIST PRICE
LSQVEP12PF	4.09	1.13	0.67	1/2	---
LSQVEP34PF	4.49	2.13	0.79	3/4	---
LSQVEP1PF	5.28	2.33	0.83	1	---
LSQVEP20PF	5.71	2.72	0.83	1-1/4	---
LSQVEP24PF	7.41	3.63	0.83	1-1/2	---



WARNING: This product can expose you to chemicals, including Cobalt, which are known to the State of California to cause cancer. For more information, visit www.P65Warnings.ca.gov


SAE O-RING BOSS THREAD - ISO A AND B INTERCHANGE

HYDRAULIC ADAPTERS

FEATURES - ISO A and ISO B

- Poppet valves to prevent uncoupled leakage
- Critical parts are induction hardened for durability
- Dependable ball-locking mechanism holds the mating halves together
- Socket and plug are precision machined from solid barstock
- Standard nitrile seals temp range -40°F to +250°F

Body Size	ISO 7241-1 ISO-A Interchange (Connected)			
	Steel Coupler/ Plug			
	Maximum Working		Burst	
	PSI	Bar	PSI	Bar
1/4"	5,000	345	18,270	1,200
3/8"	4,000	275	18,270	1,200
1/2"	4,000	275	16,500	1,100
3/4"	4,000	275	14,800	1,000
1"	4,000	275	12,400	850
1-1/4"	3,000	200	12,600	850
1-1/2"	3,000	200	12,600	850
2"	1,450	100	5,800	400



ISO-A FEMALE SAE ORB COUPLER

PART #	BODY SIZE	SAE	LIST PRICE
ANV14FSAE	1/4"	7/16-20	---
ANV38FSAE	3/8"	9/16-18	---
ANV12FSAE	1/2"	3/4-16	---
ANV34FSAE	3/4"	1 1/16-12	---
ANV1FSAE	1"	1 5/16-12	---




ISO-A FEMALE SAE ORB PLUG

PART #	BODY SIZE	SAE	LIST PRICE
ANV14MSAE	1/4"	7/16-20	---
ANV38MSAE	3/8"	9/16-18	---
ANV12MSAE	1/2"	3/4-16	---
ANV34MSAE	3/4"	1 1/16-12	---
ANV1MSAE	1"	1 5/16-12	---

FEATURES - ISO A and ISO B


- Poppet valves to prevent uncoupled leakage
- Critical parts are induction hardened for durability
- Dependable ball-locking mechanism holds the mating halves together
- Socket and plug are precision machined from solid barstock
- Standard nitrile seals temp range -40°F to +250°F

Body Size	ISO 7241-1 Series B ISO-B Interchange (Connected)							
	Steel Coupler/ Plug				Brass Coupler/ Plug			
	Max. Working		Burst		Max. Working		Burst	
	PSI	Bar	PSI	Bar	PSI	Bar	PSI	Bar
1/4"	5,000	345	22,500	1,550	3,000	200	15,000	1,000
3/8"	4,000	275	16,500	1,150	2,500	175	12,000	800
1/2"	4,000	275	16,000	1,100	2,500	175	11,500	750
3/4"	4,000	275	16,500	1,150	2,000	150	12,000	800
1"	4,000	275	16,000	1,100	1,500	100	8,500	800



ISO-B FEMALE ORB COUPLER

PART #	BODY SIZE	SAE	LIST PRICE
HNV14FSAE	1/4"	7/16-20	---
HNV38FSAE	3/8"	9/16-18	---
HNV12FSAE	1/2"	3/4-16	---
HNV34FSAE	3/4"	1 1/16-12	---
HNV1FSAE	1"	1 5/16-12	---



ISO-B FEMALE ORB PLUG

PART #	BODY SIZE	SAE	LIST PRICE
HNV14MSAE	1/4"	7/16-20	---
HNV38MSAE	3/8"	9/16-18	---
HNV12MSAE	1/2"	3/4-16	---
HNV34MSAE	3/4"	1 1/16-12	---
HNV1MSAE	1"	1 5/16-12	---

SAE O-RING BOSS THREAD - FLUSH FACE ISO


HYDRAULIC ADAPTERS

FEATURES

- Steel construction, zinc nickel plated finish. Hardened Nipples and sleeves and solid barstock construction for maximum resistance to damage from hydraulic and mechanical shock.
- This Anti-Blowout Nitrile/ PTFE bonded seal is designed to prevent blow out or damage during severe service conditions.
- Durable ball-locking mechanism assures reliable connection everytime.
- Temp Range -65° to +250°

ISO 16028

FLUSH FACE				
Body Size	Steel Coupler/ Plug Coupled			
	Maximum Working		Burst	
	PSI	Bar	PSI	Bar
1/4"	5,000	345	18,270	1,200
3/8"	4,000	275	18,270	1,200
1/2"	4,000	275	16,500	1,100
5/8"	4,000	275	14,800	1,000
3/4"	4,000	275	12,400	850
1"	3,000	200	12,600	850



FACE SEAL FEMALE SAE ORRB COUPLER

PART #	BODY SIZE	SAE	LIST PRICE
FF14FSAE	1/4"	7/16-20	---
FF38FSAE	3/8"	9/16-18	---
FF3812FSAE	3/8"	3/4-16	---
FF12FSAE	1/2"	3/4-16	---
FF1234FSAE	1/2"	1 1/16-12	---
FF1FSAE	1"	1 5/16-12	---



FACE SEAL FEMALE SAE ORRB PLUG


PART #	BODY SIZE	SAE	LIST PRICE
FF14MSAE	1/4"	7/16-20	---
FF38MSAE	3/8"	9/16-18	---
FF3812MSAE	3/8"	1 1/16-12	---
FF12MSAE	1/2"	3/4-16	---
FF1234MSAE	1/2"	1 1/16-12	---
FF1MSAE	1"	1 5/16-12	---

QUICK DISCONNECT - HYDRAULIC JACK

HYDRAULIC ADAPTERS

AG - Series Agricultural Interchange (Connected)				
Nominal Size	Steel Coupler/ Plug			
	Maximum Working		Burst	
	PSI	Bar	PSI	Bar
1/4"	4,000	275	21,000	1,500
3/8"	4,000	275	23,100	1,600
1/2"	4,000	275	16,500	1,100
3/4"	3,000	200	10,300	700
1"	3,000	200	13,000	900

Snap-Tite 60 Series



FEMALE PIPE COUPLER

Part #	Body Size	NPT	List Price
NV14F	1/4"	1/4"	---
NV38F	3/8"	3/8"	---
NV12F	1/2"	1/2"	---
NV34F	3/4"	3/4"	---
NV1F	1"	1"	---

FEMALE PIPE PLUG

Part #	Body Size	NPT	List Price
NV14M	1/4"	1/4"	---
NV38M	3/8"	3/8"	---
NV12M	1/2"	1/2"	---
NV34M	3/4"	3/4"	---
NV1M	1"	1"	---

FEATURES

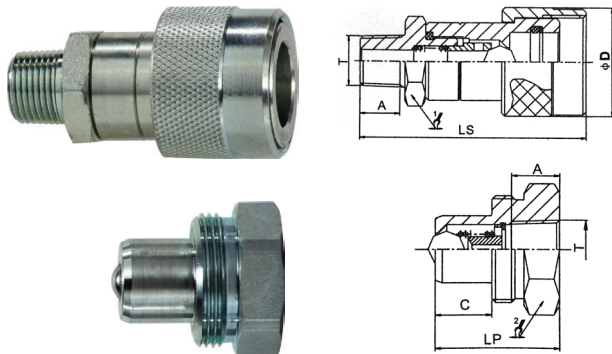
- Heavy duty heat treated poppet: valves are standard with rugged, specially-designed seals made of nitrite for leak-free performance in the toughest application.
- High-strength steel valve guides designed for high flow rates and made extra tough for agricultural service.
- Dependable hardened chrome alloy steel locking balls. Heat treated plugs and sleeves.
- Standard seals temp range -40°F to +250°F

THREAD LOCK HYDRAULIC JACK COUPLING

SPECIFICATIONS

APPLICATIONS

- Thread lock couplings with their threaded union locking system and precision ball-type check valves are designed for extreme high pressure applications such as portable hydraulic jacks.
- **Ball Type.**



Body Size	1/4(14)	3/8(38)
Rated Pressure	10.000	
Rated Flow (GPM)	3	6
Temperature Range	-20°C +120°C	
Standard seal material is NBR		

MALE COUPLER

PART #	LS	D	HEX	A	NPT	LIST PRICE
KZEB14SM	2.40	1.14	0.87	0.55	1/4	---
KZEB38SM	2.91	1.38	0.98	0.57	3/8	---
KZEB38SM	2.91	1.38	0.98	0.57	3/8	---

FEMALE COUPLER

PART #	LS	D	HEX	A	NPT	LIST PRICE
KZEB14PF	1.30	0.44	0.75	0.51	1/4	---
KZEB38PF	1.38	0.63	1.26	0.55	3/8	---

WARNING: This product can expose you to chemicals, including Cobalt, which are known to the State of California to cause cancer. For more information, visit www.P65Warnings.ca.gov



HYDRAULIC FLOW CONTROL/ NEEDLE VALVES

HYDRAULIC ADAPTERS

MM-FC SERIES FLOW CONTROL VALVES

FEATURES:

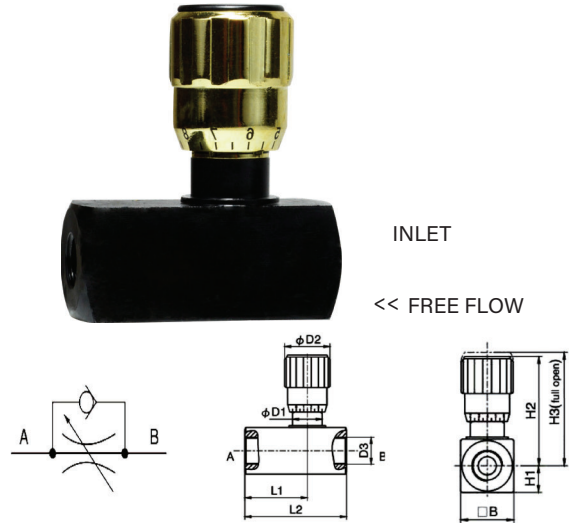
- Micrometer adjustment knob for accurate valve setting.
- Rugged construction.

TECHNICAL DATA:

• Materials

Body: Carbon steel w/ black oxide plating
 Handle: Zinc Alloy
 Set Screw: Steel
 Packing: Buna O-Ring/ PTFE stem packing

Maximum Pressure: 5000PSI
 Temperature Ratings: -4°F to 176°F (-20°C to 80°C)
 Flow Rate: 0-42 GPM



PART#	B	D1	D2	D3	H1	H2	H3	L1	L2	WEIGHT (LBS)	LIST PRICE
MMFC4NPT	1.10	0.76	1.18	1/4 NPT	0.55	2.41	2.67	1.54	2.52	0.90	---
MMFC6NPT	1.10	0.76	1.18	3/8 NPT	0.55	2.41	2.67	1.69	2.75	0.90	---
MMFC8NPT	1.50	0.95	1.46	1/2 NPT	0.75	3.07	3.41	2.05	3.27	2.00	---
MMFC12NPT	1.50	0.95	1.46	3/4 NPT	0.75	3.08	3.41	2.19	3.50	2.00	---
MMFC16NPT	1.89	1.38	1.89	1 NPT	0.94	4.03	4.50	2.79	4.60	4.20	---
MMFC20NPT	2.38	1.96	2.28	1-1/4 NPT	1.18	5.25	5.88	3.39	6.07	9.55	---

MM-NV SERIES NEEDLE VALVES

FEATURES:

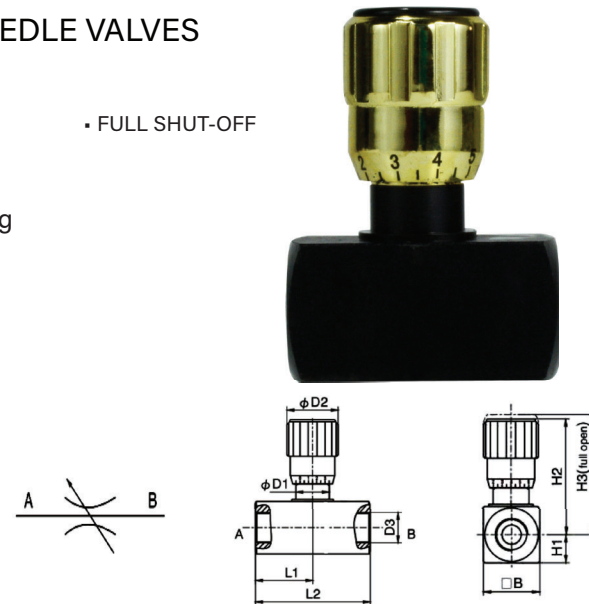
- Micrometer adjustment knob for accurate valve setting.
- Rugged construction.

TECHNICAL DATA:

• Materials

Body: Carbon steel w/ black oxide plating
 Handle: Zinc Alloy
 Set Screw: Steel
 Packing: Buna O-Ring/ PTFE stem packing

Maximum Pressure: 5000PSI
 Temperature Ratings: -4°F to 176°F (-20°C to 80°C)
 Flow Rate: 0-42 GPM



PART#	B	D1	D2	D3	H1	H2	H3	L1	L2	WEIGHT (LBS)	LIST PRICE
MMNV4NPT	1.10	0.76	1.18	1/4 NPT	0.55	2.41	2.67	1.07	2.13	0.90	---
MMNV6NPT	1.10	0.76	1.18	3/8 NPT	0.55	2.41	2.67	1.07	2.13	0.90	---
MMNV8NPT	1.50	0.95	1.46	1/2 NPT	0.75	3.07	3.41	1.34	2.38	2.00	---
MMNV12NPT	1.50	0.95	1.46	3/4 NPT	0.75	3.08	3.41	1.54	3.09	2.00	---
MMNV16NPT	1.89	1.38	1.89	1 NPT	0.94	4.03	4.50	1.81	3.62	4.20	---

WARNING: This product can expose you to chemicals, including cobalt, which are known to the State of California to cause cancer and birth defects or other reproductive harm. For more information, visit www.P65Warnings.ca.gov

HYDRAULIC FLOW CONTROL/ BREATHERS

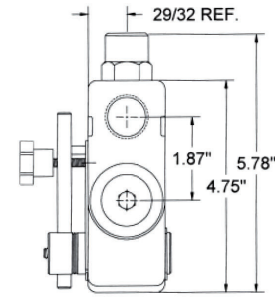
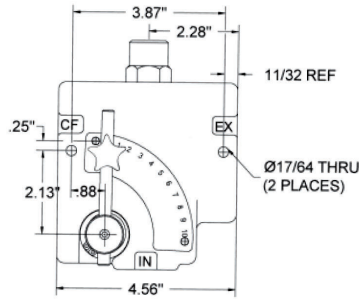
HYDRAULIC ADAPTERS

PRESSURE COMPENSATING VARIABLE FLOW CONTROL

FEATURES:

MFC-51 model is a full range pressure compensating variable flow control. It is designed so that the orifice area varies as the lever is rotated. The outlet flow is smooth and constant regardless of the pressure on the control flow or excess flow ports. An adjustable ball spring relief allows for pressure compensated flow up to the pressure setting on the relief. Relief valves are preset at 1500 PSI and field adjustable from 750 to 3000 PSI.

- Materials: Cast Iron Body, Heat Treated Compensator Spool, Stainless Steel Rotary Spool, Buna N "O" Rings (Standard)
- **ALL ARE STANDARD FLOW CONTROL**
- **ALL HAVE ADJUSTABLE BALL SPRING RELIEF**
- **SAE PORT AVAILABLE. MINIMUM ORDER REQUIRED**



PART#	SIZE	FLOW	LIST PRICE
MFC38N	3/8" - NPT	0-8 gpm	---
MFC12N	1/2" - NPT	0-16 gpm	---
MFC34N	3/4" - NPT	0-30 gpm	---

SCREW-ON TYPE AIR BREATHERS



- **Chrome Plated Steel**
- **1/4 To 1 Inch NPT**
- **40 Micron Breather**

PART NUMBER	FLOW CFM	NPT	LIST PRICE
MB4004	10	1/4	---
MB4006	10	3/8	---
MB4008	10	1/2	---
MB4012	25	3/4	---
MB4016	25	1	---

WARNING: This product can expose you to chemicals, including Chromium, which are known to the State of California to cause cancer and birth defects or other reproductive harm. For more information, visit www.P65Warnings.ca.gov



STEEL FLANGE ADAPTERS

CONFORMANCE

- SAE J518

MATERIALS

- Steel per SAE J518 with either black phosphate finish or plated zinc finish or iridite dip. Stainless Steel available upon request.

WORKING PRESSURES

The following table lists the recommended working pressures for steel Four-bolt Solid and Split Flange Fittings and Hose Ends manufactured in accordance with SAE standards J518 and J517. SAE recommends sufficient testing to be conducted to assure that performance levels will be safe and satisfactory, especially if installed in systems operating at elevated pressures or in severe conditions. When using Flanged Fittings that have a threaded connection on one end, use the lower pressure rating of the two.

Caution: Although many Four-bolt Flanged Fittings have sufficient structural integrity to support the weight of many components, we recommend consulting with our technical support department for guidance in selection of parts for this purpose.

SAE J518 FOUR-BOLT CODE 61 FLANGE PRESSURE RATINGS

Dash Size	Flange Head OD Inches	4 TO 1 Minimum Burst PSI
-8	1-3/16 - 1.188	5000
-12	1-1/2 - 1.500	5000
-16	1-3/4 - 1.750	5000
-20	2 - 2.000	4000
-24	2-3/8 - 2.375	3000
-32	2-13/16 - 2.812	3000
-40	3-5/16 - 3.312	2500
-48	4 - 4.000	2000
-56	4-1/2 - 4.500	500
-64	5 - 5.000	500
-80	6 - 6.000	500

SAE J518 FOUR-BOLT CODE 62 FLANGE PRESSURE RATINGS

Dash Size	Flange Head OD Inches	4 TO 1 Minimum Burst PSI
-8	1-1/4 - 1.250	6000
-12	1-5/8 - 1.625	6000
-16	1-7/8 - 1.875	6000
-20	2-1/8 - 2.125	6000
-24	2-1/2 - 2.500	6000
-32	3-1/8 - 3.125	6000

STEEL FLANGE ADAPTERS ASSEMBLY INSTRUCTIONS

RECOMMENDED SOLID FOUR-BOLT

- Step 1.** Inspect port area to be smooth and free of nicks, burrs, scratches, or contaminants.
- Step 2.** Lubricate the o-ring and place in flange head groove.
- Step 3.** Lubricate screw threads, slip lock washers onto screws, and insert screws into flange
- Step 4.** Position flange on port and finger tighten all screws.
- Step 5.** Torque the screws in a figure eight sequence, incrementally until the appropriate torque value in the following table is achieved.

J518 CODE 61 AND CODE 62 FLANGE MINIMUM TORQUE VALUES

Dash Size	Port Size	Code 61 Foot/Lbs.	Code 62 Foot/Lbs.
-8	1/2"	15-19	15-19
-12	3/4"	20-29	25-33
-16	1"	27-35	41-50
-20	1-1/4"	35-46	62-75
-24	1-1/2"	46-58	116-133
-32	2"	53-67	200-217
-40	2-1/2"	79	NA
-48	3"	137	NA
-56	3-1/2"	116	NA
-64	4"	116	NA
-80	5"	116	NA

RECOMMENDED SPLIT FOUR-BOLT

- Step 1.** Follow steps 1 through 3 above, then proceed to the following steps.
- Step 2.** Position both flanges on port and turn one screw in each flange about three turns.
- Step 3.** Rotate each flange away from the port for sufficient clearance to position hose or fitting flange head on port.
- Step 4.** Close each flange until it properly captures flange head. Insert remaining screws and finger tighten.
- Step 5.** Torque the screws in a figure eight sequence incrementally until the appropriate torque value in the preceding table is achieved.


WHY WET TORQUE?

Due to the difference in plating types and thickness, materials, and thread quality of different components, the coefficient of friction varies greatly on any given assembly. Lubrication not only produces a more consistent coefficient of friction, it increases clamping force on sealing area with less torque on the threads. Overtightening causes threads to yield, deform and lose their ability to maintain an adequate load or clamping force on the seating area. Extended operation and severe conditions cause further yielding which results in leaks. Overtightening is the single greatest cause for leaks in metal to metal seat hydraulic connections. It is our firm position, that to not wet torque, is to compromise consistency and quality for convenience.

FLANGE ADAPTERS

HYDRAULIC ADAPTERS

JIC FLANGE ADAPTER CODE 61



6840
503

3000 PSI

PART #	JIC TUBE SIZE 1	FLANGE SIZE 2	LIST PRICE
170088	1/2	1/2	---
1700812	1/2	3/4	---
17001212	3/4	3/4	---
17001216	3/4	1	---
17001612	1	3/4	---
17001616	1	1	---
17001620	1	1-1/4	---
17001624	1	1-1/2	---
17002016	1-1/4	1	---
17002020	1-1/4	1-1/4	---
17002024	1-1/4	1-1/2	---
17002032	1-1/4	2	---
17002420	1-1/2	1-1/4	---
17002424	1-1/2	1-1/2	---
17002432	1-1/2	2	---
17003232	2	2	---

6840 503

JIC FLANGE 450 ADAPTER CODE 61



6845
505

3000 PSI

PART #	JIC TUBE SIZE 1	FLANGE SIZE 2	LIST PRICE
170388	1/2	1/2	---
1703812	1/2	3/4	---
17031212	3/4	3/4	---
17031216	3/4	1	---
17031612	1	3/4	---
17031616	1	1	---
17031620	1	1-1/4	---
17032016	1-1/4	1	---
17032020	1-1/4	1-1/4	---
17032024	1-1/4	1-1/2	---
17032420	1-1/2	1-1/4	---
17032424	1-1/2	1-1/2	---
17032432	1-1/2	2	---
17033232	2	2	---

6845 505

JIC FLANGE 90° ADAPTER CODE 61




3000 PSI

PART #	JIC TUBE SIZE 1	FLANGE SIZE 2	LIST PRICE
170488	1/2	1/2	---
1704812	1/2	3/4	---
17041016	5/8	1	---
17041212	3/4	3/4	---
17041216	3/4	1	---
17041220	3/4	1-1/4	---
17041612	1	3/4	---
17041616	1	1	---
17041620	1	1-1/4	---
17041624	1	1-1/2	---
17042016	1-1/4	1	---
17042020	1-1/4	1-1/4	---
17042024	1-1/4	1-1/2	---
17042032	1-1/4	2	---
17042420	1-1/2	1-1/4	---
17042424	1-1/2	1-1/2	---
17042432	1-1/2	2	---
17043232	2	2	---

6890 504

JIC FLANGE ADAPTER CODE 62



6000 PSI

PART #	JIC PIPE SIZE 1	FLANGE SIZE 2	LIST PRICE
180088	1/2	1/2	---
18001212	3/4	3/4	---
18001216	3/4	1	---
18001612	1	3/4	---
18001616	1	1	---
18001620	1	1-1/4	---
18001624	1	1-1/2	---
18002016	1-1/4	1	---
18002020	1-1/4	1-1/4	---
18002024	1-1/4	1-1/2	---
18002420	1-1/2	1-1/4	---
18002424	1-1/2	1-1/2	---

6842

FLANGE ADAPTERS

HYDRAULIC ADAPTERS

JIC FLANGE 45° ADAPTER CODE 62



PART #	JIC THREAD SIZE 1	FLANGE SIZE 2	LIST PRICE
18031212	3/4	3/4	---
18031216	3/4	1	---
18031612	1	3/4	---
18031616	1	1	---
18031620	1	1-1/4	---
18031624	1	1-1/2	---
18032016	1-1/4	1	---
18032020	1-1/4	1-1/4	---
18032024	1-1/4	1-1/2	---
18032420	1-1/2	1-1/4	---
18032424	1-1/2	1-1/2	---
18033232	2	2	---

6847 508

JIC FLANGE 90° ADAPTER - CODE 62



PART #	JIC THREAD SIZE 1	FLANGE SIZE 2	LIST PRICE
18041212	3/4	3/4	---
18041216	3/4	1	---
18041220	3/4	1-1/4	---
18041612	1	3/4	---
18041616	1	1	---
18041620	1	1-1/4	---
18041624	1	1-1/2	---
18042016	1-1/4	1	---
18042020	1-1/4	1-1/4	---
18042024	1-1/4	1-1/2	---
18042420	1-1/2	1-1/4	---
18042424	1-1/2	1-1/2	---
18043232	2	2	---

6842

SPLIT FLANGE PLUG - CODE 61



3000 PSI

PART #	FLANGE SIZE	LIST PRICE
196112	3/4	---
196116	1	---
196120	1-1/4	---
196124	1-1/2	---
196132	2	---

6861P

SPLIT FLANGE PLUG CODE 62



6862P

6000 PSI

PART #	FLANGE SIZE	LIST PRICE
196212	3/4	---
196216	1	---
196220	1-1/4	---
196224	1-1/2	---
196232	2	---

6862P

SPLIT FLANGE KIT CODE 61



3000 PSI

SFK

PART #	FLANGE SIZE	FLANGE HEAD DIA.	LIST PRICE
190112	3/4	1.50	---
190116	1	1.75	---
190120	1-1/4	2.00	---
190124	1-1/2	2.38	---
190132	2	2.81	---

SPLIT FLANGE KIT CODE 62



6000 PSI

SFXK

PART #	FLANGE SIZE	FLANGE HEAD DIAMETER	LIST PRICE
190212	3/4	1.63	---
190216	1	1.88	---
190220	1-1/4	2.12	---
190224	1-1/2	2.50	---
190232	2	3.12	---

FLANGE ADAPTERS

HYDRAULIC ADAPTERS

**SPLIT FLANGE HALF
CODE 61**



SF 3000 PSI

PART #	FLANGE SIZE	FLANGE HEAD DIAMETER	LIST PRICE
206112	3/4	1.50	---
206116	1	1.75	---
206120	1-1/4	2.00	---
206124	1-1/2	2.38	---
206132	2	2.81	---

**SPLIT FLANGE HALF
CODE 62**



SFX 6000 PSI

PART #	FLANGE SIZE	FLANGE HEAD DIAMETER	LIST PRICE
206212	3/4	1.63	---
206216	1	1.88	---
206220	1-1/4	2.12	---
206224	1-1/2	2.50	---
206232	2	3.12	---


**PIPE THREAD FLANGE PAD
CODE 61**



W43 3000 PSI

PART #	PIPE SIZE	LIST PRICE
226188	1/2	---
22611212	3/4	---
22611616	1	---
22612020	1-1/4	---
22612424	1-1/2	---
22613232	2	---

**PIPE THREAD FLANGE PAD
CODE 62**



W44 6000 PSI

PART #	PIPE SIZE	LIST PRICE
22621212	3/4	---
22621616	1	---
22622020	1-1/4	---
22622424	1-1/2	---
22623232	2	---


**O-RING FLANGE PAD
CODE 61**



W46 3000 PSI

PART #	O-RING TUBE SIZE	PAD SIZE	LIST PRICE
23611212	3/4	3/4	---
23611616	1	1	---
23612020	1-1/4	1-1/4	---
23612424	1-1/2	1-1/2	---

**O-RING FLANGE PAD
CODE 62**



W48 6000 PSI

PART #	O-RING TUBE SIZE	PAD SIZE	LIST PRICE
23621212	3/4	3/4	---
23621616	1	1	---
23622020	1-1/4	1-1/4	---
23622424	1-1/2	1-1/2	---

STAINLESS STEEL ADAPTERS

316 STAINLESS STEEL ADAPTERS

STAINLESS STEEL ADAPTERS

PIPE SWIVELS



JIC FITTINGS



BULKHEAD FITTINGS



PIPE FITTINGS



SAE O-RING BOSS



JIC FEMALE SWIVELS



HOSE CRIMP FITTINGS



ALL MALE THREADS SHIPPED WITH PROTECTIVE COVER



TECHNICAL INFORMATION

316 STAINLESS STEEL ADAPTERS

PRESSURE RATINGS

The hydraulic tube fittings represented by Stainless Adapters Inc. conform to the performance requirements specified in SAE J514, SAE J518, SAE J1453, SAE J1926/ISO 11926 and related standards.

The working pressure ratings listed below are based on a 4:1 design factor for minimum burst. As specified in SAE J514, these are dynamic pressure ratings and the fittings are capable of passing a cyclic endurance (impulse) test for one million cycles at 133 % of the corresponding working pressure.

The rated working pressure for any fitting is based on the lowest pressure rated fitting end. For example, a fitting may include one -4 (1/4") male 37-degree tube end and one -6 (3/8") male pipe end. From the tables below, the rated working pressure for the -4 male 37-degree tube end is 34.5 MPa (5,000 psi) and the rated working pressure of the -6 (3/8") male pipe end is 21 MPa (3,000 psi). The rated working pressure of the fitting would be 21 MPa (3,000 psi).

For proper performance, the design of any hydraulic system should take into consideration the rated working pressures for each of the components of the system, including standard ratings for hose and tubing components and assemblies. For any application, testing should be performed to assure safe and satisfactory performance.

Pressure Ratings for Fittings With NPTF Pipe Threads and Adapter Unions							
Nominal Pipe Size		Thread Size		Working Pressures			
Nom SAE Dash Size	Nom Inch Pipe O.D.	Dryseal Pipe Thread (NPTF) ¹ Male and Female	Straight Pipe Thread (NPSM ²) Female Swivels	Fittings with NPTF Pipe Threads		Adapter Unions	
				MPa	PSI	MPa	PSI
-2	1/8	1/8-27	1/8-27	34.5	5,000	34.5	5,000
-4	1/4	1/4-18	1/4-18	27.5	4,000	34.5	5,000
-6	3/8	3/8-18	3/8-18	21	3,000	27.6	4,000
-8	1/2	1/2-14	1/2-14	21	3,000	24.1	3,500
-12	3/4	3/4-14	3/4-14	17	2,500	15.5	2,250
-16	1	1-11-1/2	1-11-1/2	14	2,000	13.8	2,000
-20	1-1/4	1-1/4-11-1/2	1-1/4-11-1/2	8	1,150	11.2	1,625
-24	1-1/2	1-1/2-11-1/2	1-1/2-11-1/2	7	1,000	8.6	1,250
-32	2	2-11-1/2	2-11-1/2	7	1,000	7.8	1,125

1. Dryseal American Standard Taper Pipe Thread
2. American Standard Straight Pipe Thread for Mechanical Joints

Temperature Rating		
Material	Identify	Max. Temperature °F (°C)
316 Stainless Steel	SS	1000(537)
Brass	B	400(204)
Carbon Steel	C	375(190)

TECHNICAL INFORMATION

316 STAINLESS STEEL ADAPTERS

PRESSURE RATINGS

37° Flare SAEJ514

Allowable Working Pressure Ratings (Capable of 4 to 1 Min. Burst)

Nom.SAE Dash Size	Nom.Tube O.D. Inches	37° Flare Straight Thread	Nom.Pipe Size	SAE St. Threads Union & Bulkhead (psi)	Fittings with Pipe Threads (psi)
2	1/8	5/16" - 24	1/8"	5000	5000
3	3/16	3/8" - 24	1/8"	5000	5000
4	1/4	7/16" - 20	1/8"	5000	5000
5	5/16	1/2" - 20	1/8"	5000	5000
6	3/8	9/16" - 18	1/4"	5000	5000
8	1/2	3/4" - 16	3/8"	4500	4000
10	5/8	7/8" - 14	1/2"	3500	3000
12	3/4	1-1/16" - 12	3/4"	3500	3000
14	7/8	1-3/8" - 12	3/4"	3000	2500
16	1	1-5/16" - 12	1"	3000	2000
20	1-1/4	1-5/8" - 12	1-1/4"	2500	1150
24	1-1/2	1-7/8" - 12	1-1/2"	2000	1000
32	2	2-1/2" - 12	2"	1500	1000

JIC Threads conform to SAE J514 specifications

NPT

Size Designator	NPT Size	316 Stainless Steel			
		Male		Female	
		psig	bar	psig	bar
1	1/16	11000	757	6700	461
2	1/8	10000	689	6500	447
4	1/4	8000	551	6600	454
6	3/8	7800	537	5300	365
8	1/2	7700	530	4900	337
12	3/4	7300	502	4600	316
16	1	5300	365	4400	303
20	1-1/4	6000	415	5000	344
24	1-1/2	5000	344	4600	316
32	2	3900	268	3900	268

NPT Threads meet the requirements of ASME/ANSI B1.20.1

FEMALE PIPE SWIVELS

316 STAINLESS STEEL ADAPTERS

MALE NPT X FEMALE NPSM SWIVEL

PART #	(A) MNPT SIZE	(B) FNPT SIZE	(A) MNPT THREAD	(B) FNPT THREAD	(L)	LIST PRICE
SS1404-04-04	1/4	1/4	1/4-18	1/4-18	1.440	---
SS1404-04-06	1/4	3/8	1/4-18	3/8-18		
SS1404-06-06	3/8	3/8	3/8-18	3/8-18	1.560	---
SS1404-06-08	3/8	1/2	3/8-18	1/2-14		--
SS1404-08-08	1/2	1/2	1/2-14	1/2-14	1.940	---
SS1404-12-12	3/4	3/4	3/4-14	3/4-14	2.060	---
SS1404-16-16	1	1	1-11 1/2	1-11 1/2	2.380	---

SSP: PSX-XC / PARKER: 0107-X-X-SS / AEROQUIP: 259-2045-X-X

FEMALE NPT X FEMALE NPSM SWIVEL


PART	(A) FNPT SIZE	(B) FNPT SIZE	(A) FNPT THREAD	(B) FNPT THREAD	(L)	LIST PRICE
SS1405-04-04	1/4	1/4	1/4-18	1/4-18	1.440	---
SS1405-06-06	3/8	3/8	3/8-18	3/8-18	1.560	---
SS1405-08-08	1/2	1/2	1/2-14	1/2-14	1.830	---
SS1405-12-12	3/4	3/4	3/4-14	3/4-14	1.960	---
SS1405-16-16	1	1	1-11 1/2	1-11 1/2	2.300	---

SSP: PSX-XFC / PARKER: 0207-X-X-SS / AEROQUIP: 259-2046-X-X

JIC 37°

316 STAINLESS STEEL ADAPTERS

JIC TUBE SLEEVE



PART	(A) SIZE	(L)	LIST PRICE
SS319-04	1/4	.409	----
SS319-06	3/8	.500	---
SS319-08	1/2	.559	---
SS319-10	5/8	.661	---
SS319-12	3/4	.681	---
SS319-16	1	.779	---
SS319-20	1-1/4	.910	---
SS319-24	1-1/2	1.12	---
SS319-32	2	1.19	---

SSP: JXS / PARKER: XTX-SS / AEROQUIP: 259-900605-X

JIC TUBE NUT



PART	(A) FJIC SIZE	(A) THREAD	HEX	(L)	LIST PRICE
SS318-04	1/4	7/16-20	9/16	.622	---
SS318-06	3/8	9/16-18	11/16	.728	---
SS318-08	1/2	3/4-16	7/8	.850	---
SS318-10	5/8	7/8-14	1	.980	---
SS318-12	3/4	1-1/16-12	1-1/4	1.031	---
SS318-16	1	1-5/16-12	1-1/2	1.129	---
SS318-20	1-1/4	1-5/8-12	2	1.23	---
SS318-24	1-1/2	1-7/8-12	2-1/4	1.42	---
SS318-32	2	2-1/2-12	2-7/8	1.75	---

SSP: JXN / PARKER: XBTX-SS / AEROQUIP: 259-1290-X

JIC CAP



PART	(A) FJIC SIZE	(A) THREAD	HEX	(L) LENGTH	LIST PRICE
SS304-C-04	1/4	7/16-20	9/16	.594	---
SS304-C-06	3/8	9/16-18	11/16	.625	---
SS304-C-08	1/2	3/4-16	7/8	.748	---
SS304-C-10	5/8	7/8-14	1	.842	---
SS304-C-12	3/4	1-1/16-12	1-1/4	.905	---
SS304-C-16	1	1-5/16-12	1-1/2	1.015	---

SSP: AJXZ / PARKER: X FNTX-SS / AEROQUIP: 259-210292-X


STRAIGHTS JIC FLARE 37°

316 STAINLESS STEEL ADAPTERS

MALE JIC UNION

PART	(A) MJIC SIZE	(B) MJIC SIZE	(A) MJIC THREAD	(B) MJIC THREAD	(L)	LIST PRICE
SS2403-04-04	1/4	1/4	7/16-20	7/16-20	1.370	---
SS2403-05-05	5/16	5/16	1/2-20	1/2-20	1.37	---
SS2403-06-04	3/8	1/4	9/16-18	7/16-20	1.401	---
SS2403-06-06	3/8	3/8	9/16-18	9/16-18	1.409	---
SS2403-08-04	1/2	1/4	3/4-16	7/16-20	1.511	---
SS2403-08-06	1/2	3/8	3/4-16	9/16-18	1.519	---
SS2403-08-08	1/2	1/2	3/4-16	3/4-16	1.618	---
SS2403-10-08	5/8	1/2	7/8-14	3/4-16	1.779	---
SS2403-10-10	5/8	5/8	7/8-14	7/8-14	1.881	---
SS2403-12-04	3/4	1/4	1-1/16-12	7/16-20	1.850	---
SS2403-12-06	3/4	3/8	1-1/16-12	9/16-18	1.850	---
SS2403-12-08	3/4	1/2	1-1/16-12	3/4-16	1.948	---
SS2403-12-12	3/4	3/4	1-1/16-12	1-1/16-12	2.161	---
SS2403-16-12	1	3/4	1-5/16-12	1-1/16-12	2.318	---
SS2403-16-16	1	1	1-5/16-12	1-5/16-12	2.251	---
SS2403-20-20	1-1/4	1-1/4	1-5/8-12	1-5/8-12	2.43	---

SSP: JX-XU / PARKER: HTX-SS / AEROQUIP: 259-2027-X-X

MALE JIC X MALE NPT ADAPTER

PART	(A) MJIC SIZE	(B) MNPT SIZE	(A) MJIC THREAD	(B) MNPT THREAD	(L)	LIST PRICE
SS2404-04-02	1/4	1/8	7/16-20	1/8-27	1.220	---
SS2404-04-04	1/4	1/4	7/16-20	1/4-18	1.421	---
SS2404-04-06	1/4	3/8	7/16-20	3/8-18	1.421	---
SS2404-04-08	1/4	1/2	7/16-20	1/2-14	1.681	---
SS2404-06-04	3/8	1/4	9/16-18	1/4-18	1.429	---
SS2404-06-06	3/8	3/8	9/16-18	3/8-18	1.440	---
SS2404-06-08	3/8	1/2	9/16-18	1/2-14	1.688	---
SS2404-08-04	1/2	1/4	3/4-16	1/4-18	1.519	---
SS2404-08-06	1/2	3/8	3/4-16	3/8-18	1.531	---
SS2404-08-08	1/2	1/2	3/4-16	1/2-14	1.712	---
SS2404-08-12	1/2	3/4	3/4-16	3/4-14	1.850	---
SS2404-08-16	1/2	1	3/4-16	1-11 1/2	2.050	---
SS2404-10-08	5/8	1/2	7/8-14	1/2-14	1.889	---
SS2404-12-08	3/4	1/2	1-1/16-12	1/2-14	2.059	---
SS2404-12-12	3/4	3/4	1-1/16-12	3/4-14	2.059	---
SS2404-12-16	3/4	1	1-1/16-12	1-11 1/2	2.250	---
SS2404-16-08	1	1/2	1-5/16-12	1/2-14	2.100	---
SS2404-16-12	1	3/4	1-5/16-12	3/4-14	2.110	---
SS2404-16-16	1	1	1-5/16-12	1-11 1/2	2.299	---
SS2404-24-24	1-1/2	1-1/2	1-7/8-12	1-1/2-11-1/2	2.680	---
SS2404-32-32	2	2	2-1/2-12	2-11-1/2	3.110	---

SWAGELOK: SS-X-AN-1-X / SSP: JXC / PARKER: X FTX-SS / AEROQUIP 259-2021-X-X

MALE JIC X FEMALE NPT ADAPTER

PART	(A) MJIC SIZE	(B) FNPT SIZE	(A) MJIC THREAD	(B) FNPT THREAD	(L)	LIST PRICE
SS2405-04-04	1/4	1/4	7/16-20	1/4-18	1.389	---
SS2405-06-04	3/8	1/4	9/16-18	1/4-18	1.409	---
SS2405-06-06	3/8	3/8	9/16-18	3/8-18	1.470	---
SS2405-08-08	1/2	1/2	3/4-16	1/2-14	1.790	---
SS2405-12-12	3/4	3/4	1-1/16-12	3/4-14	2.059	---
SS2405-16-16	1	1	1-5/16-12	1-11 1/2	2.350	---
SS2405-20-20	1-1/4	1-1/4	1-5/8-12	1-1/4-11-1/2	2.470	---

SSP: JX-XFC / PARKER: XXGTX-SS / AEROQUIP: 259-2022-X-X

JIC FLARE 37°

316 STAINLESS STEEL ADAPTERS

FEMALE JIC X MALE JIC (REDUCER-EXPANDER)



PART	(A) FJIC SIZE	(B) MJIC SIZE	(A) FJIC THREAD	(B) MJIC THREAD	(L)	LIST PRICE
SS2406-06-04	3/8	1/4	9/16-18	7/16-20	1.118	---
SS2406-08-04	1/2	1/4	3/4-16	7/16-20	1.448	---
SS2406-08-06	1/2	3/8	3/4-16	9/16-18	1.311	---
SS2406-10-08	5/8	1/2	7/8-14	3/4-16	1.409	---
SS2406-12-04	3/4	1/4	1-1/16-12	7/16-20	1.500	---
SS2406-12-06	3/4	3/8	1-1/16-12	9/16-18	1.480	---
SS2406-12-08	3/4	1/2	1-1/16-12	3/4-16	1.559	---
SS2406-16-04	1	1/4	1-5/16-12	7/16-20	1.570	---
SS2406-16-06	1	3/8	1-5/16-12	9/16-18	1.578	---
SS2406-16-08	1	1/2	1-5/16-12	3/4-16	1.669	---
SS2406-16-12	1	3/4	1-5/16-12	1-1/16-12	1.877	---

SSP: PSX-XFC / PARKER: 0207-X-X-SS / AEROQUIP: 259-2046-X-X

JIC PLUG



PART	(A) MJIC SIZE	(A) MJIC THREAD	HEX	(L)	LIST PRICE
SS2408-04	1/4	7/16-20	1/2	.799	---
SS2408-06	3/8	9/16-18	5/8	.838	---
SS2408-08	1/2	3/4-16	13/16	.940	---
SS2408-10	5/8	7/8-14	15/16	1.098	---
SS2408-12	3/4	1-1/16-12	1-1/8	1.279	---
SS2408-16	1	1-5/16-12	1-3/8	1.330	---
SS2408-20	1-1/4	1-5/8-12	1-11/16	1.450	---

SSP: JXP / PARKER: XRNTX-SS / AEROQUIP: 259-900599-X

JIC UNION ELBOW



PART	(A) MJIC SIZE	(B) MJIC SIZE	(A) MJIC THREAD	(B) MJIC THREAD	LIST PRICE
SS2500-06-06	3/8	3/8	9/16-18	9/16-18	---

MALE JIC X MALE PIPE ELBOW



PART	MJIC SIZE	MNPT SIZE	LIST PRICE
SS2501-04-02	1/4	1/8	---
SS2501-04-04	1/4	1/4	---
SS2501-04-06	1/4	3/8	---
SS2501-06-04	3/8	1/4	---
SS2501-06-06	3/8	3/8	---
SS2501-08-08	1/2	1/2	---
SS2501-12-12	3/4	3/4	---
SS2501-16-16	1	1	---

JIC FLARE 37°

316 STAINLESS STEEL ADAPTERS

MALE JIC X FEMALE PIPE ELBOW

PART	JIC TUBE SIZE 1	FEMALE PIPE SIZE 2	LIST PRICE
SS2502-04-04	1/4	1/4	---
SS2502-06-06	3/8	3/8	---
SS2502-08-04	1/2	1/4	---
SS2502-08-06	1/2	3/8	---
SS2502-08-08	1/2	1/2	---
SS2502-10-08	5/8	1/2	---
SS2502-12-12	3/4	3/4	
SS2502-16-12	1	3/4	
SS2502-16-16	1	1	

MALE JIC X MALE PIPE 45

PART	JIC TUBE SIZE 1	MALE PIPE SIZE 2	LIST PRICE
SS250342	1/4	1/4	---
SS2503-04-04	1/4	1/4	---
SS2503-06-04	3/8	1/4	---
SS2503-06-06	3/8	3/8	---
SS25030608	3/8	1/2	---
SS250384	1/2	1/4	---
SS2503-08-08	1/2	1/2	
SS2503-10-08	5/8	1/2	
SS2503-12-12	3/4	3/4	
SS25031612	1	3/4	
SS2503-16-16	1	1	

JIC BULKHEAD TEE

PART	JIC TUBE SIZE 1	MALE PIPE SIZE 2	MALE PIPE SIZE 3	LIST PRICE
SS2603-04-04-04	1/4	1/4	1/4	---
SS2603-06-06-06	3/8	3/8	3/8	---
SS2603-08-08-08	1/2	1/2	1/2	---
SS2603-12-12-12	3/4	3/4	3/4	---
SS2603-16-16-16	1	1	1	---

MALE JIC RUN TEE

PART	JIC TUBE SIZE 1	MALE PIPE SIZE 2	JIC TUBE SIZE 3	LIST PRICE
SS2605-06-04-06	3/8	1/4	3/8	---

BULKHEAD FITTINGS

316 STAINLESS STEEL ADAPTERS

JIC BULKHEAD NUT



PART	(A) BN SIZE	(A) THREAD	HEX	(L)	LIST PRICE
SS306-04	1/4	7/16-20	11/16	.279	---
SS306-06	3/8	9/16-18	13/16	.271	---
SS306-08	1/2	3/4-16	1	.311	---
SS306-10	5/8	7/8-14	1-1/8	.358	---
SS306-12	3/4	1-1/16-12	1-3/8	.409	---
SS306-16	1	1-5/16-12	1-5/8	.409	---

SSP: XBN / PARKER: XWLN-SS / AEROQUIP: 259-210212-X-X


MALE JIC BULKHEAD UNION



PART	(A) MJIC SIZE	(B) MJIC SIZE	(A) MJIC THREAD	(B) MJIC THREAD	(L)	LIST PRICE
SS2700-04-04	1/4	1/4	7/16-20	7/16-20	2.070	---
SS2700-06-06	3/8	3/8	9/16-18	9/16-18	2.181	---
SS2700-08-08	1/2	1/2	3/4-16	3/4-16	2.440	---
SS2700-12-12	3/4	3/4	1-1/16-12	1-1/16-12	3.090	---
SS2700-16-16	1	1	1-5/16-12	1-5/16-12	3.141	---

SSP: JXBU / PARKER: XWTX-SS / AEROQUIP: 259-2041-X-X

MALE JIC BULKHEAD 90



PART	(A) MJIC SIZE	(B) MJIC SIZE	(A) MJIC THREAD	(B) MJIC THREAD	LIST PRICE
SS2701-04-04	1/4	1/4	7/16-20	7/16-20	---

FEMALE NPT X MALE JIC BULKHEAD CONNECTOR



PART	(A) FNPT SIZE	(B) MJIC SIZE	(A) FNPT THREAD	(B) MJIC THREAD	(L)	LIST PRICE
SS2705-04-04	1/4	1/4	1/4-18	7/16-20	2.078	---
SS2705-06-06	3/8	3/8	3/8-18	9/16-18	2.220	---
SS2705-08-08	1/2	1/2	1/2-14	3/4-16	2.610	---
SS2705-12-12	3/4	3/4	3/4-14	1-1/16-12	2.992	---
SS2705-16-16	1	1	1-11 1/2	1-5/16-12	3.228	---

SSP: JX-XBFC / PARKER: X-XWGTX-SS / AEROQUIP: 259-2239-X-X

PIPE FITTINGS

316 STAINLESS STEEL ADAPTERS

FEMALE PIPE BULKHEAD UNION


PART	(A) FNPT SIZE	(B) FNPT SIZE	(A) FNPT THREAD	(B) FNPT THREAD	(L)	LIST PRICE
SS2707-04-04	1/4	1/4	1/4-18	1/4-18	1.500	---
SS2707-06-06	3/8	3/8	3/8-18	3/8-18	1.311	---
SS2707-08-08	1/2	1/2	1/2-14	1/2-14	1.500	---

SSP: AXAC

HEX PIPE COUPLING

PART	(A) FNPT SIZE	(B) FNPT SIZE	(A) FNPT THREAD	(B) FNPT THREAD	(L)	LIST PRICE
SS5000-02-02	1/8	1/8	1/8-27	1/8-27	.748	---
SS5000-04-04	1/4	1/4	1/4-18	1/4-18	1.129	---
SS5000-06-04	3/8	1/4	3/8-18	1/4-18	1.129	---
SS5000-06-06	3/8	3/8	3/8-18	3/8-18	1.129	---
SS5000-08-06	1/2	3/8	1/2-14	3/8-18	1.500	---
SS5000-08-08	1/2	1/2	1/2-14	1/2-14	1.500	---
SS5000-12-12	3/4	3/4	3/4-14	3/4-14	1.531	---
SS5000-16-08	1	1/2	1-11 1/2	1/2-14	1.889	---
SS5000-16-12	1	3/4	1-11 1/2	3/4-14	1.889	---
SS5000-16-16	1	1	1-11 1/2	1-11 1/2	1.889	---

SWAGELOK: SS-XHGG-X / SSP: XHC / PARKER: XGG-SS / AEROQUIP: 259-2096-X-X

HEX PIPE NIPPLE

PART	(A) MNPT SIZE	(B) MNPT SIZE	(A) MNPT THREAD	(B) MNPT THREAD	L	LIST PRICE
SS5404-02-02	1/8	1/8	1/8-27	1/8-27	1.059	---
SS5404-04-02	1/4	1/8	1/4-18	1/8-27	1.259	---
SS5404-04-04	1/4	1/4	1/4-18	1/4-18	1.448	---
SS5404-06-04	3/8	1/4	3/8-18	1/4-18	1.448	---
SS5404-06-06	3/8	3/8	3/8-18	3/8-18	1.448	---
SS5404-08-04	1/2	1/4	1/2-14	1/4-18	1.700	---
SS5404-08-06	1/2	3/8	1/2-14	3/8-18	1.700	---
SS5404-08-08	1/2	1/2	1/2-14	1/2-14	1.889	---
SS5404-12-04	3/4	1/4	3/4-14	1/4-18	1.771	---
SS5404-12-06	3/4	3/8	3/4-14	3/8-18	1.771	---
SS5404-12-08	3/4	1/2	3/4-14	1/2-14	1.960	---
SS5404-12-12	3/4	3/4	3/4-14	3/4-14	1.960	---
SS5404-16-08	1	1/2	1-11 1/2	1/2-14	2.090	---
SS5404-16-12	1	3/4	1-11 1/2	3/4-14	2.149	---
SS5404-16-16	1	1	1-11 1/2	1-11 1/2	2.338	---

SWAGELOK: SS-X-HN-X / SSP: XHN / PARKER: X-XFF-SS / AEROQUIP: 259-2083-X-X

PIPE NIPPLE

PART	(A) MNPT SIZE	(A) MNPT THREAD	(L)	LIST PRICE
SSCN-04	1/4	1/4-18	1.120	---
SSCN-06	3/8	3/8-18	1.125	---
SSCN-08	1/2	1/2-14	1.507	---
SSCN-12	3/4	3/4-14	1.500	---
SSCN-16	1	1-11 1/2	1.880	---
SSCN-20	1-1/4	1-1/4-11-1/2		---

SWAGELOK: SS-X-CN / PARKER: X-X MCN-SS / AEROQUIP: 259-2083-X-X

PIPE FITTINGS

316 STAINLESS STEEL ADAPTERS

MALE NPT X FEMALE NPT EXPANDER



PART	(A) MNPT SIZE	(B) FNPT SIZE	(A) MNPT THREAD	(B) FNPT THREAD	(L)	LIST PRICE
SS5405-02-02	1/8	1/8	1/8-27	1/8-27	1.039	---
SS5405-02-04	1/8	1/4	1/8-27	1/4-18	1.208	---
SS5405-04-02	1/4	1/8	1/4-18	1/8-27	1.390	---
SS5405-04-04	1/4	1/4	1/4-18	1/4-18	1.389	---
SS5405-04-06	1/4	3/8	1/4-18	3/8-18	1.440	---
SS5405-04-08	1/4	1/2	1/4-18	1/2-14	1.681	---
SS5405-06-06	3/8	3/8	3/8-18	3/8-18	1.440	---
SS5405-06-08	3/8	1/2	3/8-18	1/2-14	1.681	---
SS5405-06-12	3/8	1/2	3/8-18	3/4-14	1.740	---
SS5405-08-08	1/2	1/2	1/2-14	1/2-14	1.870	---
SS5405-08-12	1/2	3/4	1/2-14	3/4-14	1.929	---
SS5405-08-16	1/2	1	1/2-14	1-11 1/2	2.181	---
SS5405-12-12	3/4	3/4	3/4-14	3/4-14	1.929	---
SS5405-12-16	3/4	1	3/4-14	1-11 1/2	2.181	---
SS5405-16-16	1	1	1-11 1/2	1-11 1/2	2.370	---

SWAGELOK: SS-X-RA-X / SSP: XXXRA / PARKER: X-XFG-SS / AEROQUIP: 259-2040-X-X

MALE NPT X FEMALE NPT BUSHING/ REDUCER



PART	(A) MNPT SIZE	(B) FNPT SIZE	(A) MNPT THREAD	(B) FNPT THREAD	(L)	LIST PRICE
SS5406-04-02	1/4	1/8	1/4-18	1/8-27	.850	---
SS5406-06-04	3/8	1/4	3/8-18	1/4-18	.850	---
SS5406-08-04	1/2	1/4	1/2-14	1/4-18	1.098	---
SS5406-08-06	1/2	3/8	1/2-14	3/8-18	1.098	---
SS5406-12-04	3/4	1/4	3/4-14	1/4-18	1.169	---
SS5406-12-06	3/4	3/8	3/4-14	3/8-18	1.169	---
SS5406-12-08	3/4	1/2	3/4-14	1/2-14	1.169	---
SS5406-16-04	1	1/4	1-11 1/2	1/4-18	.940	---
SS5406-16-06	1	3/8	1-11 1/2	3/8-18	.940	---
SS5406-16-08	1	1/2	1-11 1/2	1/2-14	.940	---
SS5406-16-12	1	3/4	1-11 1/2	3/4-14	.940	---
SS5406-20-12	1-1/4	3/4	1-1/4-11 1/2	3/4-14	1.47	---
SS5406-20-16	1-1/4	1	1-1/4-11 1/2	1-11 1/2	1.47	---

SWAGELOK: SS-XRB-X / SSP: XXXRA / PARKER: XXXPTR-SS / AEROQUIP: 259-2081-X-X

HEX PIPE PLUG



PART	(A) MNPT SIZE	(A) MNPT THREAD	HEX SIZE	(L)	LIST PRICE
SS5406-P-02	1/8	1/8-27	7/16	.627	---
SS5406-P-04	1/4	1/4-18	9/16	.751	---
SS5406-P-06	3/8	3/8-18	11/16	.779	---
SS5406-P-08	1/2	1/2-14	7/8	1.118	---
SS5406-P-12	3/4	3/4-14	1-1/8	1.169	---
SS5406-P-16	1	1-11 1/2	1-3/8	1.397	---

SWAGELOK: SS-X-P / SSP: XXXRA / PARKER: X-HHP-SS / AEROQUIP: 259-2082-X

HOLLOW HEX PIPE PLUG




PART	(A) MNPT SIZE	(A) MNPT THREAD	HEX SIZE	(L)	LIST PRICE
SS5406-HHP-04	1/4	1/4-18	1/4	.460	---
SS5406-HHP-06	3/8	3/8-18	5/16	.460	---
SS5406-HHP-08	1/2	1/2-14	3/8	.610	---
SS5406-HHP-12	3/4	3/4-14	9/16	.618	---
SS5406-HHP-16	1	1-11 1/2	5/8	.771	---

SWAGELOK: SS-X-HP / SSP: XCP / PARKER: X-HP-SS / AEROQUIP: 259-2222-X

PIPE FITTINGS

316 STAINLESS STEEL ADAPTERS

HEX PIPE CAP

PART	(A) FNPT SIZE	(A) FNPT THREAD	HEX	(L)	LIST PRICE
SS5406-C-04	1/4	1/4-18	3/4	.811	---
SS5406-C-06	3/8	3/8-18	7/8	.811	---
SS5406-C-08	1/2	1/2-14	1	1.000	---
SS5406-C-12	3/4	3/4-14	1-5/16	1.129	---
SS5406-C-16	1	1-11 1/2	1-5/8	1.500	---

SWAGELOK: SS-X-C / SSP: XMM / PARKER: XCR-SS / AEROQUIP: 259-2085-X-X

MALE PIPE ELBOW 90°

PART	(A) MNPT SIZE	(B) MNPT SIZE	(A) MNPT THREAD	(B) MNPT THREAD	(L)	LIST PRICE
SS5500-02-02	1/8	1/8	1/8-27	1/8-27	.748	---
SS5500-04-04	1/4	1/4	1/4-18	1/4-18	1.129	---
SS5500-06-06	3/8	3/8	3/8-18	3/8-18	1.129	---
SS5500-08-08	1/2	1/2	1/2-14	1/2-14	1.129	---
SS5500-12-12	3/4	3/4	3/4-14	3/4-14	1.500	----
SS5500-16-16	1	1	1-11 1/2	1-11 1/2	1.500	---

SWAGELOK: SS-X-ME / SSP: XMM / PARKER: XCR-SS / AEROQUIP: 259-2085-X-X

MALE NPT X FEMALE NPT STREET ELBOW 90°

PART	(A) MNPT SIZE	(B) FNPT SIZE	(A) MNPT THREAD	(B) FNPT THREAD	LIST PRICE
SS5502-02-02	1/8	1/8	1/8-27	1/8-27	---
SS5502-04-04	1/4	1/4	1/4-18	1/4-18	---
SS5502-06-06	3/8	3/8	3/8-18	3/8-18	---
SS5502-08-08	1/2	1/2	1/2-14	1/2-14	---
SS5502-12-12	3/4	3/4	3/4-14	3/4-14	---
SS5502-16-16	1	1	1-11 1/2	1-11 1/2	---

SWAGELOK: SS-X-ME / SSP: XMM / PARKER: XCR-SS / AEROQUIP: 259-2085-X-X

MALE NPT X FEMALE NPT STREET ELBOW 45°

PART	(A) MNPT SIZE	(B) FNPT SIZE	(A) MNPT THREAD	(B) FNPT THREAD	LIST PRICE
SS5503-04-04	1/4	1/4	1/4-18	1/4-18	---

PIPE FITTINGS

316 STAINLESS STEEL ADAPTERS

FEMALE PIPE ELBOW 90°



PART	(A) FNPT SIZE	(B) FNPT SIZE	(A) FNPT THREAD	(B) FNPT THREAD	LIST PRICE
SS5504-02-02	1/8	1/8	1/8-27	1/8-27	---
SS5504-04-04	1/4	1/4	1/4-18	1/4-18	---
SS5504-06-06	3/8	3/8	3/8-18	3/8-18	---
SS5504-08-08	1/2	1/2	1/2-14	1/2-14	---
SS5504-12-12	3/4	3/4	3/4-14	3/4-14	---
SS5504-16-16	1	1	1-11 1/2	1-11 1/2	---

SWAGELOK: SS-X-E / SSP: XFF / PARKER: XDD-SS / AEROQUIP: 259-2087-X-X

MALE PIPE TEE



PART	(A) MNPT SIZE	(B) MNPT SIZE	(C) MNPT SIZE	(A) MNPT THREAD	(B) MNPT THREAD	(C) MNPT THREAD	LIST PRICE
SS5600-02-02-02	1/8	1/8	1/8	1/8-27	1/8-27	1/8-27	---
SS5600-04-04-04	1/4	1/4	1/4	1/4-18	1/4-18	1/4-18	---
SS5600-06-06-06	3/8	3/8	3/8	3/8-18	3/8-18	3/8-18	---
SS5600-08-08-08	1/2	1/2	1/2	1/2-14	1/2-14	1/2-14	---
SS5600-12-12-12	3/4	3/4	3/4	3/4-14	3/4-14	3/4-14	---
SS5600-16-16-16	1	1	1	1-11 1/2	1-11 1/2	1-11 1/2	---

SWAGELOK: SS-X-MT / SSP: XMMM / PARKER: XRRS-SS / AEROQUIP: 259-2257-X-X

MALE RUN TEE



PART	(A) FNPT SIZE	(B) FNPT SIZE	(A) FNPT THREAD	(B) FNPT THREAD	LIST PRICE
SS5602-04-04-04	1/4	1/4	1/4-18	1/4-18	---
SS5602-08-08	1/2	1/2	1/2-14	1/2-14	---
SS5602-16-16	1	1	1-11 1/2	1-11 1/2	---

FEMALE PIPE TEE



PART	(A) FNPT SIZE	(B) FNPT SIZE	(C) FNPT SIZE	(A) FNPT THREAD	(B) FNPT THREAD	(C) FNPT THREAD	LIST PRICE
SS5605-02-02-02	1/8	1/8	1/8	1/8-27	1/8-27	1/8-27	---
SS5605-04-04-04	1/4	1/4	1/4	1/4-18	1/4-18	1/4-18	---
SS5605-06-06-06	3/8	3/8	3/8	3/8-18	3/8-18	3/8-18	---
SS5605-08-08-08	1/2	1/2	1/2	1/2-14	1/2-14	1/2-14	---
SS5605-12-12-12	3/4	3/4	3/4	3/4-14	3/4-14	3/4-14	---
SS5605-16-16-16	1	1	1	1-11 1/2	1-11 1/2	1-11 1/2	---

SWAGELOK: SS-X-T / SSP: XFF / PARKER: XMMO-SS / AEROQUIP: 259-2090-X-X

CROSS



PART	FNPT SIZE	FNPT SIZE	FNPT SIZE	FNPT SIZE	LIST PRICE
SS5652-04-04-04-04	1/4	1/4	1/4	1/4	---
SS5652-06-06-06-06	3/8	3/8	3/8	3/8	---

SAE O-RING BOSS (ORB)

316 STAINLESS STEEL ADAPTERS

MALE JIC X MALE SAE O-RING BOSS

PART	(A) MJIC SIZE	(B) MORB SIZE	(A) MJIC THREAD	(B) MORB THREAD	(L)	
SS6400-04-04	1/4	1/4	7/16-20	7/16-20	1.228	---
SS6400-04-06	1/4	3/8	7/16-20	9/16-18	1.291	---
SS6400-04-08	1/4	1/2	7/16-20	3/4-16	1.37	---
SS6400-06-05	3/8	5/16	9/16-18	1/2-20	1.27	---
SS6400-06-06	3/8	3/8	9/16-18	9/16-18	1.299	---
SS6400-06-08	3/8	1/2	9/16-18	3/4-16	1.377	---
SS6400-06-10	3/8	5/8	9/16-18	7/8-14	1.500	---
SS6400-08-06	1/2	3/8	3/4-16	9/16-18	1.440	---
SS6400-08-08	1/2	1/2	3/4-16	3/4-16	1.488	---
SS6400-08-10	1/2	5/8	3/4-16	7/8-14	1.598	---
SS6400-08-12	1/2	3/4	3/4-16	1-1/16-12	1.759	---
SS6400-12-08	3/4	1/2	1-1/16-12	3/4-16	1.940	---
SS6400-12-12	3/4	3/4	1-1/16-12	1-1/16-12	1.968	---
SS6400-12-16	3/4	1	1-1/16-12	1-5/16-12	1.988	---
SS6400-16-12	1	3/4	1-5/16-12	1-1/16-12	2.039	---
SS6400-16-16	1	1	1-5/16-12	1-5/16-12	2.039	---
SS6400-16-20	1	1-1/4	1-5/16-12	1-5/8-12	2.120	---
SS6400-20-20	1-1/4	1-1/4	1-5/8-12	1-5/8-12	2.170	---

SWAGELOK: SS-X-SAE-1-XAN / SSP: JXGC / PARKER: XF50X-SS / AEROQUIP: 259-202702-X-X

MALE SAE O-RING BOSS X FEMALE JIC SWIVEL

PART	(A) MORB SIZE	(B) FJIC SIZE	(A) MORB THREAD	(B) FJIC THREAD	(L)	
SS6402-04-04	1/4	1/4	7/16-20	7/16-20	1.625	---
SS6402-06-06	3/8	3/8	9/16-18	9/16-18	1.842	---
SS6402-08-08	1/2	1/2	3/4-16	3/4-16	2.078	---
SS6402-12-12	3/4	3/4	1-1/16-12	1-1/16-12	2.582	---
SS6402-16-16	1	1	1-5/16-12	1-5/16-12	2.807	---

SSP: JSX6C / PARKER: XF650X-SS / AEROQUIP: 259-2266-X-X

MALE SAE O-RING BOSS X FEMALE NPT

PART	(A) MORB SIZE	(B) FNPT SIZE	(A) MORB THREAD	(B) FNPT SIZE	(L)	LIST PRICE
SS6405-04-04	1/4	1/4	7/16-20	1/4-18	1.161	---
SS6405-06-04	3/8	1/4	9/16-18	1/4-18	1.090	---
SS6405-06-06	3/8	3/8	9/16-18	3/8-18	1.330	---
SS6405-08-08	1/2	1/2	3/4-16	1/2-14	1.468	---
SS6405-12-08	3/4	1/2	1-1/16-12	1/2-14	1.409	---
SS6405-12-12	3/4	3/4	1-1/16-12	3/4-14	1.590	---
SS6405-16-16	1	1	1-5/16-12	1-11 1/2	1.897	---

SWAGELOK: SS-X-SAE-7-X / SSP: XXXGCF / PARKER: XXX-F50G-SS / AEROQUIP: 259-2216-X-X

SAE O-RING BOSS (ORB)

316 STAINLESS STEEL ADAPTERS


MALE SAE O-RING BOSS HEX PLUG



PART	(A) MORB SIZE	(A) MORB THREAD	HEX	(L)	LIST PRICE
SS6408-04	1/4	7/16-20	9/16	.669	---
SS6408-06	3/8	9/16-18	11/16	.728	---
SS6408-08	1/2	3/4-16	7/8	.779	---
SS6408-10	5/8	7/8-14	1"	.929	---
SS6408-12	3/4	1-1/16-12	1-1/4	1.090	---
SS6408-16	1	1-5/16-12	1-1/2	1.118	---

SWAGELOK: SS-X-HPST / SSP: XCGP /
PARKER: XHP50N-SS / AEROQUIP: 259-FF2138-X

MALE SAE O-RING BOSS HOLLOW HEX PLUG



PART	(A) MORB SIZE	(A) MORB THREAD	HEX SIZE	(L)	LIST PRICE
SS6408-HH-02	1/8	5/16-24	1/8	.401	---
SS6408-HH-04	1/4	7/16-20	3/16	.468	---
SS6408-HH-06	3/8	9/16-18	1/4	.500	---
SS6408-HH-08	1/2	3/4-16	5/16	.578	---
SS6408-HH-10	5/8	7/8-14	3/8	.649	---
SS6408-HH-12	3/4	1-1/16-12	9/16	.767	---
SS6408-HH-16	1	1-5/16-12	5/8	.767	---

SWAGELOK: SS-X-PST / SSP: XGP / PARKER: XP50N-SS /
AEROQUIP: 259-900598-X

MALE JIC X FEMALE JIC 90



PART	JIC TUBE SIZE 1	JIC FEMALE SWIVEL SIZE 2	LIST PRICE
SS6500-04-04	1/4	1/4	---
SS6500-06-06	3/8	3/8	---
SS6500-08-08	1/2	1/2	---
SS6500-10-10	5/8	5/8	---
SS6500-12-12	3/4	3/4	---
SS6500-16-16	1	1	---
SS6500-20-20	1-1/4	1-1/4	---

MALE PIPE X FEMALE JIC 90



PART	MNPT SIZE 1	JIC FEMALE SWIVEL SIZE 2	LIST PRICE
SS6501-04-04	1/4	1/4	---
SS6501-04-06	1/4	3/8	---

FEMALE JIC SWIVELS

316 STAINLESS STEEL ADAPTERS

MALE JIC X FEMALE JIC SWIVEL 45

PART	JIC TUBE SIZE 1	JIC FEMALE SWIVEL SIZE 2	LIST PRICE
SS6502-04-04	1/4	1/4	---
SS6502-06-06	3/8	3/8	---
SS6502-08-08	1/2	1/2	---
SS6502-10-10	5/8	5/8	---
SS6502-12-12	3/4	3/4	---
SS6502-16-16	1	1	---
SS6502-20-20	1-1/4	1-1/4	---

MALE NPT X FEMALE JIC SWIVEL

PART	(A) MNPT SIZE	(B) FJIC SIZE	(A) MNPT THREAD	(B) FJIC THREAD	(L)	LIST PRICE
SS6505-04-04	1/4	1/4	1/4-18	7/16-20	1.807	---
SS6505-06-06	3/8	3/8	3/8-18	9/16-18	1.952	---
SS6505-08-08	1/2	1/2	1/2-14	3/4-16	2.358	---
SS6505-12-12	3/4	3/4	3/4-14	1-1/16-12	2.668	---
SS6505-16-16	1	1	1-11 1/2	1-5/16-12	3.055	---

SWAGELOK: JSX-XC / PARKER: XXXF6X-SS / AEROQUIP: 259-2018-X-X

FEMALE NPT X FEMALE JIC SWIVEL

PART	(A) FNPT SIZE	(B) FJIC SIZE	(A) FNPT THREAD	(B) FJIC THREAD	(L)	LIST PRICE
SS6506-04-04	1/4	1/4	1/4-18	7/16-20	1.862	---
SS6506-06-06	3/8	3/8	3/8-18	9/16-18	2.011	---
SS6506-08-08	1/2	1/2	1/2-14	3/4-16	2.389	---
SS6506-12-12	3/4	3/4	3/4-14	1-1/16-12	2.673	---
SS6506-16-16	1	1	1-11 1/2	1-5/16-12	3.114	---

SWAGELOK: JSX-XFC / PARKER: X-XG6X-SS / AEROQUIP: 259-2242-X-X

FEMALE JIC SWIVEL X FEMALE JIC SWIVEL

PART	(A) FJIC SIZE	(B) FJIC SIZE	(A) FJIC THREAD	(B) FJIC THREAD	(L)	LIST PRICE
SS6565-04-04	1/4	1/4	7/16-20	7/16-20	1.862	---
SS6565-06-06	3/8	3/8	9/16-18	9/16-18	2.011	---
SS6565-08-08	1/2	1/2	3/4-16	3/4-16	2.389	---
SS6565-12-12	3/4	3/4	1-1/16-12	1-1/16-12	2.673	---

O-RING ADAPTERS

316 STAINLESS STEEL ADAPTERS

MALE JIC X MALE ORB ELBOW




PART	(A) FNPT SIZE	(B) FJIC SIZE	LIST PRICE
SS6801-04-04	1/4	1/4	---
SS6801-04-06	1/4	3/8	---
SS6801-04-08	1/4	1/2	---
SS6801-06-04	3/8	1/4	---
SS6801-06-06	3/8	3/8	---
SS6801-06-08	3/8	1/2	
SS6801-08-06	1/2	3/8	
SS6801-08-08	1/2	1/2	
SS6801-08-10	1/2	5/8	
SS6801-08-12	1/2	3/4	
SS6801-08-16	1/2	1	
SS6801-12-12	3/4	3/4	
SS6801-16-16	1	1	

JIC TO O-RING 45° ELBOW



PART	JIC TUBE SIZE 1	O-RING SIZE 2	LIST PRICE
SS6802-04-04	1/4	1/4	---
SS6802-06-06	3/8	3/8	---
SS6802-08-08	1/2	1/2	---
SS6802-12-12	3/4	3/4	---
SS6802-16-16	1	1	---


JIC TO O-RING BRANCH TEE



PART	JIC TUBE SIZE 1	O-RING SIZE 2	LIST PRICE
SS6803-06-06-06	3/8	3/8	---

WELD-ON FITTINGS

316 STAINLESS STEEL ADAPTERS

FEMALE JIC TO WELD-ON

PART	JIC TUBE SIZE 1	WELD-ON SIZE 2	LIST PRICE
SSWO-04FJ	1/4	1/4	---
SSWO-06FJ	3/8	3/8	---
SSWO-08FJ	1/2	1/2	---
SSWO-12FJ	3/4	3/4	---
SSWO-16FJ	1	1	---
SSWO-20FJ	1-1/4	1-1/4	---
SSWO-24FJ	1-1/2	1-1/2	---
SSWO-32FJ	2	2	---

MALE PIPE TO WELD-ON

PART	MALE PIPE SIZE 1	WELD-ON SIZE 2	LIST PRICE
SSWO-04MP	1/4	1/4	---
SSWO-06MP	3/8	3/8	---
SSWO-08MP	1/2	1/2	---
SSWO-12MP	3/4	3/4	---
SSWO-16MP	1	1	---
SSWO-20MP	1-1/4	1-1/4	---
SSWO-24MP	1-1/2	1-1/2	---
SSWO-32MP	2	2	---

43 SERIES CRIMP HOSE FITTINGS

316 STAINLESS STEEL ADAPTERS

STRAIGHT MALE NPT PIPE - RIGID



PART	HOSE DASH SIZE	HOSE I.D. (INCHES)	THREAD DASH SIZE	MNPT THREAD	LIST PRICE
SS43-04-04MP	-04	1/4	-04	1/4-18	---
SS43-04-06MP	-04	1/4	-06	3/8-18	---
SS43-06-04MP	-06	3/8	-04	1/4-18	---
SS43-06-06MP	-06	3/8	-06	3/8-18	---
SS43-08-08MP	-08	1/2	-08	1/2-14	---
SS43-10-08MP	-10	5/8	-08	1/2-14	---
SS43-12-12MP	-12	3/4	-12	3/4-14	---
SS43-16-16MP	-16	1	-16	1-11-1/2	---

PARKER: 10143-X-XC

STRAIGHT FEMALE JIC - SWIVEL



PART	HOSE DASH SIZE	HOSE I.D. (INCHES)	THREAD DASH SIZE	FJIC THREAD	LIST PRICE
SS43-04-04FJ	-04	1/4	-04	7/16-20	---
SS43-04-06FJ	-04	1/4	-06	9/16-18	---
SS43-06-04FJ	-06	3/8	-04	7-16-20	---
SS43-06-06FJ	-06	3/8	-06	9/16-18	---
SS43-06-08FJ	-06	3/8	-08	3/4-16	---
SS43-08-08FJ	-08	1/2	-08	3/4-16	---
SS43-08-10FJ	-08	1/2	-10	7/8-14	---
SS43-10-10FJ	-10	5/8	-10	7/8-14	---
SS43-12-12FJ	-12	3/4	-12	1-1/16-12	---
SS43-16-16FJ	-16	1	-16	1-5/16-12	---

PARKER: 10643-X-XC

90 DEGREE FEMALE JIC - SWIVEL



PART	HOSE DASH SIZE	HOSE I.D. (INCHES)	THREAD DASH SIZE	FJIC THREAD	LIST PRICE
SS43-04-04FJ90	-04	1/4	-04	7/16-20	---
SS43-04-06FJ90	-04	1/4	-06	9/16-18	---
SS43-06-06FJ90	-06	3/8	-06	9/16-18	---
SS43-08-08FJ90	-08	1/2	-08	3/4-16	---
SS43-12-12FJ90	-12	3/4	-12	1-1/16-12	---
SS43-16-16FJ90	-16	1	-16	1-5/16-12	---

PARKER: 10143-X-XC

45 DEGREE FEMALE JIC - SWIVEL



PART	HOSE DASH SIZE	HOSE I.D. (INCHES)	THREAD DASH SIZE	FJIC THREAD	LIST PRICE
SS43-04-04FJ45	-04	1/4	-04	7/16-20	---
SS43-04-06FJ45	-04	1/4	-06	9/16-18	---
SS43-06-06FJ45	-06	3/8	-06	9/16-18	---
SS43-08-08FJ45	-08	1/2	-08	3/4-16	---
SS43-12-12FJ45	-12	3/4	-12	1-1/16-12	---

43 SERIES CRIMP HOSE FITTINGS

316 STAINLESS STEEL ADAPTERS

90 DEGREE FEMALE O-RING FACE SEAL

PART	HOSE SIZE	FORFS	LIST PRICE
SS43-04-04FORFS90	1/4	9/16-18	---
SS43-06-06FORFS90	3/8	11/16-16	---
SS43-12-12FORFS90	3/4	1-13/16-12	---

PARKER: IJ543-X-XC

LONG FEMALE O-RING FACE SEAL

PART	HOSE SIZE	FORFS	LIST PRICE
SS43-04-04FORFS-L	1/4	9/16-18	---
SS43-06-06FORFS-L	3/8	1-1/16-16	---
SS43-08-08FORFS-L	1/2	13/13-16	---
SS43-12-12FORFS-L	3/4	1-13/16-12	---

STRAIGHT FEMALE O-RING FACE SEAL

PART	HOSE SIZE	FORFS	LIST PRICE
SS43-06-06FORFS	3/8	1-1/16-16	---
SS43-08-08FORFS	1/2	13/13-16	---

PARKER: 1JC43-X-XC

STRAIGHT MALE O-RING FACE SEAL

PART	HOSE SIZE	MORFS	LIST PRICE
SS43-06-06MORFS	3/8	11/16-16	---

45 DEGREE FEMALE O-RING FACE SEAL

PART	HOSE SIZE	FORFS	LIST PRICE
SS43-08-08FORFS45	1/2	13/13-16	---

PARKER: IJ743-X-XC

STRAIGHT MALE O-RING BOSS

PART	HOSE SIZE	MORB	LIST PRICE
SS43-08-08RA	1/2	9/16-18	---

HY SERIES CRIMP HOSE FITTINGS

316 STAINLESS STEEL ADAPTERS

STRAIGHT MALE PIPE-RIGID



PART	HOSE SIZE	MALE NPT	LIST PRICE
SSHY-04-02MP	1/4	1/8	---
SSHY-04-04MP	1/4	1/4	---
SSHY-06-04MP	3/8	1/4	---
SSHY-06-06MP	3/8	3/8	---
SSHY-08-06MP	1/2	3/8	---
SSHY-08-08MP	1/2	1/2	---
SSHY-10-08MP	5/8	1/2	---
SSHY-12-08MP	3/4	1/2	---
SSHY-12-12MP	3/4	3/4	---
SSHY-16-16MP	1	1	---

STRAIGHT FEMALE JIC SWIVEL



PART	HOSE SIZE	FEMALE JIC	LIST PRICE
SSHY-04-04FJ	1/4	1/4	---
SSHY-04-06FJ	1/4	3/8	---
SSHY-06-04FJ	3/8	1/4	---
SSHY-06-06FJ	3/8	3/8	---
SSHY-06-08FJ	3/8	1/2	---
SSHY-08-08FJ	1/2	1/2	---
SSHY-08-10FJ	1/2	5/8	---
SSHY-10-10FJ	5/8	5/8	---
SSHY-12-12FJ	3/4	3/4	---
SSHY-16-16FJ	1	1	---

45 DEGREE FEMALE JIC SWIVEL



PART	HOSE SIZE	FEMALE JIC	LIST PRICE
SSHY-04-04FJ45	1/4	1/4	---

90 DEGREE FEMALE JIC SWIVEL



PART	HOSE SIZE	FEMALE JIC	LIST PRICE
SSHY-04-04FJ90	1/4	1/4	---
SSHY-04-06FJ90	1/4	3/8	---
SSHY-06-06FJ90	3/8	3/8	---
SSHY-06-08FJ90	3/8	1/2	---
SSHY-08-08FJ90	1/2	1/2	---
SSHY-12-12FJ90	3/4	3/4	---

STAINLESS STEEL FLARELESS BITE-TYPE

316 STAINLESS STEEL ADAPTERS

TUBE NUT



- Double Ferule bite-type
- Material 316SS
- Metal to Metal

PART #	TUBE O.D	THREAD SIZE	LIST PRICE
SSC3182	1/8	5/16-24	
SSC3184	1/4	7/16-20	
SSC3186	3/8	9/16-18	
SSC3188	1/2	3/4-16	
SSC31812	3/4	1-1/16-12	
SSC31816	1	1-5/16-12	

SLEEVE SET



- Front and Back sold as a set

PART #	TUBE O.D	LIST PRICE
SSC3202	1/8	
SSC3204	1/4	
SSC3206	3/8	
SSC3208	1/2	
SSC32012	3/4	
SSC32016	1	

TUBE UNION



PART #	TUBE SIZE	LIST PRICE
SSC240344	1/4	
SSC240366	3/8	
SSC240388	1/2	
SSC24031212	3/4	
SSC24031616	1	

- Reducers available upon request


SS = Stainless Steel (316)

MALE CONNECTOR




PART #	TUBE SIZE 1	MALE PIPE THREAD 2	LIST PRICE
SSC240442	1/4	1/8	
SSC240444	1/4	1/4	
SSC240448	1/4	1/2	
SSC240464	3/8	1/4	
SSC240466	3/8	3/8	
SSC240468	3/8	1/2	
SSC240488	1/2	1/2	
SSC24041212	3/4	3/4	
SSC24041616	1	1	

FEMALE CONNECTOR



PART #	TUBE O.D. 1	THREAD SIZE 2	LIST PRICE
SSC240542	1/4	1/8	
SSC240544	1/4	1/4	
SSC240562	3/8	1/8	
SSC240566	3/8	3/8	
SSC240568	3/8	1/2	
SSC240584	1/2	1/4	
SSC240586	1/2	3/8	
SSC240588	1/2	1/2	
SSC24051212	3/4	3/4	
SSC24051616	1	1	

UNION ELBOW




PART #	TUBE SIZE	LIST PRICE
SSC250022	1/8	
SSC250044	1/4	
SSC250066	3/8	
SSC250088	1/2	
SSC25001212	3/4	
SSC25001616	1	

WARNING: This product can expose you to chemicals, including Cobalt, which are known to the State of California to cause cancer. For more information, visit www.P65Warnings.ca.gov

STAINLESS STEEL FLARELESS BITE-TYPE


316 STAINLESS STEEL ADAPTERS

MALE ELBOW




PART #	TUBE SIZE 1	MALE PIPE SIZE 2	LIST PRICE
SSC250142	1/4	1/8	
SSC250144	1/4	1/4	
SSC250162	3/8	1/8	
SSC250164	3/8	1/4	
SSC250166	3/8	3/8	
SSC250168	3/8	1/2	
SSC250184	1/2	1/4	
SSC250186	1/2	3/8	
SSC250188	1/2	1/2	
SSC25011212	3/4	3/4	
SSC25011616	1	1	

FEMALE ELBOW




PART #	TUBE SIZE 1	FEMALE PIPE SIZE 2	LIST PRICE
SSC250244	1/4	1/4	
SSC250264	3/8	1/4	
SSC250266	3/8	3/8	
SSC250288	1/2	1/2	
SSC25021212	3/4	3/4	
SSC25021616	1	1	

MALE BRANCH TEE




PART #	TUBE SIZE 1&2	PIPE THREAD SIZE 3	LIST PRICE
SSC260122	1/8	1/8	
SSC260144	1/4	1/4	
SSC260164	3/8	1/4	
SSC260166	3/8	3/8	
SSC260188	1/2	1/2	

UNION TEE



PART #	TUBE SIZE	LIST PRICE
SSC260322	1/8	
SSC260344	1/4	
SSC260366	3/8	
SSC260388	1/2	
SSC26031212	3/4	
SSC26031616	1	

O-RING ELBOW CONNECTOR



SAE 080220
C5BU-SS

PART #	TUBE SIZE 1	O-RING THREAD SIZE 2	LIST PRICE
SSC680144	1/4	7/16-20	
SSC680166	3/8	9/16-18	
SSC680188	1/2	3/4-16	
SSC68011212	3/4	1-1/16-12	
SSC68011616	1	1-5/16-12	

IFW SUPPLY

NUMERICAL INDEX

Part#	Page	Part#	Page	Part#	Page	Part#	Page
120AH-BB-BW	41	5406SHP6	589	6410088	595	6805NWO44	599
120AH-CC-BW	41	5406SHP8	589	64100124	595	6805NWO64	599
265PPNIC-10MM	143	5406SHP12	589	64100126	595	6805NWO66	599
265PPNIC-12MM	143	5406SHP16	589	64100128	595	6805NWO86	599
0304C2	580	5406SHP20	589	64100166	595	6805NWO88	599
0304C3	580	5406SHP24	589	64100168	595	6805NWO108	599
0304C4	580	5406SHP32	589	64100810	595	6805NWO128	599
0304C5	580	6402O44	593	64100812	595	6805NWO1212	599
0304C6	580	6402O46	593	641001210	595	6805NWO1616	599
0304C8	580	6402O66	593	641001212	595	6805NWO2020	599
0304C10	580	6402O68	593	641001216	595	6805NWO2424	599
0304C12	580	6402O86	593	641001612	595	6806NWO44	599
0304C14	580	6402O88	593	641002012	595	6806NWO66	599
0304C16	580	6402O108	593	641002016	595	6806NWO86	599
0304C20	580	6402O810	593	641002412	595	6806NWO88	599
0304C24	580	6402O1010	593	641002416	595	6806NWO1212	599
0304C32	580	6402O1212	593	641002420	595	6806NWO1616	599
320PPC-4	150	6402O1616	593	641003216	595	6809NWO44	599
320PPC-6	150	6402O2020	593	641003220	595	6809NWO66	599
320PPC-8	150	6403O4	594	641003224	595	6809NWO88	599
00560-04	221	6403O6	594	6801NWO68	598	6809NWO1212	599
00560-05	221	6403O8	594	6801NWO4	598	6815NWO44	600
00560-06	221	6403O12	594	6801NWO6	598	6815NWO66	600
00560-08	221	6403O16	594	6801NWO8	598	6815NWO88	600
00560-10	221	6405O22	594	6801NWO10	598	6815NWO1010	600
940-352B	297	6405O32	594	6801NWO12	598	6815NWO1212	600
940-353B	297	6405O34	594	6801NWO16	598	6900O42	600
940-354B	297	6405O42	594	6801NWO20	598	6900O44	600
940-355B	297	6405O44	594	6801NWO24	598	6900O46	600
940-356B	297	6405O46	594	6801NWO32	598	6900O64	600
940-357B	297	6405O52	594	6801NWO46	598	6900O66	600
958PPNI-2.5x1032	136	6405O54	594	6801NWO48	598	6900O68	600
958PPNI-2A	136	6405O62	594	6801NWO54	598	6900O84	600
958PPNI-2x1032	136	6405O64	594	6801NWO64	598	6900O86	600
958PPNI-4A	136	6405O66	594	6801NWO84	598	6900O88	600
958PPNI-4B	136	6405O68	594	6801NWO86	598	6900O104	600
958PPNI-6B	136	6405O84	594	6801NWO106	598	6900O106	600
958PPNI-6C	136	6405O86	594	6801NWO108	598	6900O108	600
03044	580	6405O88	594	6801NWO128	598	6900O126	600
03045	580	6405O104	594	6801NWO1610	598	6900O128	600
03046	580	6405O106	594	6801NWO612	598	6900O812	600
03048	580	6405O108	594	6801NWO810	598	6900O1012	600
03062	585	6405O126	594	6801NWO812	598	6900O1212	600
03064	585	6405O128	594	6801NWO816	598	6900O1612	600
03065	585	6405O168	594	6801NWO1016	598	6900O1616	600
03066	585	6405O812	594	6801NWO1210	598	6901NWO42	600
03068	585	6405O1012	594	6801NWO1216	598	6901NWO44	600
03182	580	6405O1212	594	6801NWO1612	598	6901NWO64	600
03183	580	6405O1216	594	6801NWO1614	598	6901NWO66	600
03184	580	6405O1612	594	6801NWO1620	598	6901NWO68	600
03185	580	6405O1616	594	6801NWO1624	598	6901NWO84	600
03186	580	6405O1620	594	6801NWO2012	598	6901NWO86	600
03188	580	6405O2012	594	6801NWO2016	598	6901NWO88	600
03192	580	6405O2016	594	6801NWO2024	598	6901NWO104	600
03193	580	6405O2020	594	6801NWO2420	598	6901NWO106	600
03194	580	6405O2416	594	6802NWO2	599	6901NWO108	600
03195	580	6405O2420	594	6802NWO4	599	6901NWO126	600
03196	580	6405O2424	594	6802NWO6	599	6901NWO128	600
03198	580	6405O3224	594	6802NWO8	599	6901NWO812	600
3895BA	180	6405O3232	594	6802NWO10	599	6901NWO1212	600
5406C2	589	6408HO2	595	6802NWO12	599	6901NWO1612	600
5406C4	589	6408HO3	595	6802NWO16	599	6901NWO1616	600
5406C6	589	6408HO4	595	6802NWO20	599	6901NWO2012	600
5406C8	589	6408HO5	595	6802NWO24	599	6901NWO2016	600
5406C12	589	6408HO6	595	6802NWO32	599	6901NWO2020	600
5406C16	589	6408HO8	595	6802NWO46	599	6901NWO2424	600
5406FLP2	589	6408HO10	595	6802NWO68	599	6901NWO3232	600
5406FLP4	589	6408HO12	595	6802NWO86	599	6902NWO42	601
5406FLP6	589	6408HO14	595	6802NWO108	599	6902NWO44	601
5406FLP8	589	6408HO16	595	6802NWO812	599	6902NWO46	601
5406FLP12	589	6408HO20	595	6802NWO816	599	6902NWO64	601
5406HHP2	589	6408HO24	595	6802NWO1012	599	6902NWO66	601
5406HHP4	589	6408HO32	595	6802NWO1216	599	6902NWO68	601
5406HHP6	589	6408O2	595	6802NWO1612	599	6902NWO84	601
5406HHP8	589	6408O3	595	6802NWO1620	599	6902NWO86	601
5406HHP12	589	6408O4	595	6802NWO2016	599	6902NWO88	601
5406HHP16	589	6408O5	595	6803NWO2	599	6902NWO108	601
5406HHP20	589	6408O6	595	6803NWO4	599	6902NWO128	601
5406HHP24	589	6408O8	595	6803NWO6	599	6902NWO1616	601
5406HHP32	589	6408O10	595	6803NWO8	599	7202NWO42	609
5406P2	588	6408O12	595	6803NWO10	599	7202NWO44	609
5406P4	588	6408O14	595	6803NWO12	599	7202NWO64	609
5406P6	588	6408O16	595	6803NWO16	599	7202NWO66	609
5406P8	588	6408O20	595	6804NWO4	598	7202NWO68	609
5406P12	588	6408O24	595	6804NWO6	598	7202NWO86	609
5406P16	588	6408O32	595	6804NWO8	598	7202NWO88	609
5406P20	588	6410O46	595	6804NWO10	598	7202NWO108	609
5406P24	588	6410O64	595	6804NWO12	598	7202NWO812	609
5406P32	588	6410O68	595	6804NWO16	598	7202NWO1212	609
5406SHP2	589	6410O84	595	6804NWO42	598	7202NWO1616	609
5406SHP4	589	6410O86	595	6805NWO42	599		

IFW SUPPLY

NUMERICAL INDEX

Part#	Page	Part#	Page	Part#	Page	Part#	Page
7202NWO1616	609	9640FL3	331	9650L120	320	10045	81
7205NWO410	611	9640FL4	331	9650L812	320	10046	81
7205NWO412	611	9640FL6	331	9650RP12	320	10047	81
7205NWO414	611	9640FL8	331	9650RP23	320	10048	81
7205NWO512	611	9640FL10	331	9650RP46	320	10049	81
7205NWO614	611	9640FL12	331	9650WH23	320	10051	81
7205NWO616	611	9640FL25	331	9650WH46	320	10052	81
7205NWO816	611	9640RT2	330	9650WH812	320	10053	81
7205NWO818	611	9640RT3	330	9660G2	318	10054	81
7205NWO822	611	9640RT4	330	9660G2.5	318	10055	81
7205NWO1018	611	9640RT6	330	9660G2.5SE	318	10056	81
8555H8	611	9640RT8	330	9660G2SE	318	10057	81
8555H10	611	9640RT25	330	9660G3	318	10058	81
8555H12	611	9640TH2	330	9660G3SE	318	10062	81
8555H14	611	9640TH3	330	9660G4	318	10063	81
8555H16	611	9640TH4	330	9660G4SE	318	10064	81
8555H18	611	9640TH6	330	9660G6	318	10065	81
8555H20	611	9640TH25	330	9660G6ABE	319	10066	81
8555H22	611	9642FL2	329	9660G6SE	318	10067	81
8555H26	611	9642FL3	329	9660G8	318	10068	81
8555H27	611	9642FL4	329	9660G8ABE	319	10069	81
8555H30	611	9642FL6	329	9660G8SE	318	10073	82
8555P10	611	9642FL8	329	9660G10	318	10074	82
8555P12	611	9642FL10	329	9660G10ABE	319	10075	82
8555P14	611	9642FL12	329	9660G10SE	318	10076	82
8555P16	611	9642FL25	329	9660G12	318	10077	82
8555P18	611	9642TH03	329	9660G12ABE	319	10078	82
8555P20	611	9642TH04	329	9660G12SE	318	10079	82
8555P22	611	9642TH05	329	9660L2	318	10080	82
8555P26	611	9642TH06	329	9660L2.5	318	10081	82
8555P30	611	9642TH07	329	9660L2.5ABE	319	10082	82
08944-0806	196	9642TH08	329	9660L2ABE	319	10084	82
08949-0606	196	9642TH09	329	9660L2SE	318	10085	82
08949-0608	196	9642TH10	329	9660L3	318	10086	82
9522H2	610	9650EX1224	320	9660L3ABE	319	10087	82
9522H4	610	9650EX1236	320	9660L3SE	318	10088	82
9522H6	610	9650EX1248	320	9660L4	318	10089	82
9522H8	610	9650EX1260	320	9660L4ABE	319	10090	82
9522H12	610	9650EX1272	320	9660L4SE	318	10095	82
9522H16	610	9650EX2324	320	9660L5	318	10097	82
9522P2	610	9650EX2336	320	9660L5SE	318	10098	82
9522P4	610	9650EX2348	320	9660L6	318	10099	82
9522P6	610	9650EX2360	320	9660L6ABE	319	10100	82
9522P8	610	9650EX2372	320	9660L6SE	318	10104	83
9522P12	610	9650EX4624	320	9660L8	318	10105	83
9522P16	610	9650EX4636	320	9660L8ABE	319	10106	83
9600FJ3	328	9650EX4648	320	9660L8SE	318	10106L	83
9600FJ4	328	9650EX4660	320	9660L10	318	10106SS*	83
9600FJ6	328	9650EX4672	320	9660L10SE	318	10107	83
9600FJ8	328	9650G2	317	9660L12	318	10108	83
9600FJ10	328	9650G2.5	317	9660L12SE	318	10108L	83
9600FJ12	328	9650G2.5SE	317	10001	80	10108SS*	83
9600FL3	326	9650G2SE	317	10002	80	10109	83
9600FL4	326	9650G3	317	10003	80	10109L	83
9600FL4PIV	333	9650G3SE	317	10003L	80	10110	83
9600FL6	326	9650G4	317	10004	80	10110L	83
9600FL6PIV	333	9650G4SE	317	10005	80	10111	83
9600FL8	326	9650G6	317	10006	80	10112	83
9600FL8PIV	333	9650G6SE	317	10007	80	10115	83
9600FL10	326	9650G8	317	10008	80	10116	83
9600FL10PIV	333	9650G8SE	317	10013	80	10117	83
9600FL12	326	9650G10	317	10013	117	10118	83
9600FL12PIV	333	9650G10SE	317	10014	80	10119	83
9600FL25	326	9650G12	317	10015	80	10120	83
9600IPA412	332	9650G12SE	317	10015L	80	10121	83
9600MJ3	327	9650G23	320	10016	80	10122	83
9600MJ4	327	9650G46	320	10017	80	10123	83
9600MJ4PIV	334	9650G120	320	10017L	80	10126	83
9600MJ6	327	9650G812	320	10018	80	10127	83
9600MJ6PIV	334	9650IP23	320	10019	80	10131*	83
9600MJ8	327	9650IP46	320	10019L	80	10133*	83
9600MJ8PIV	334	9650IP812	320	10020	80	10135	90
9600MJ10	327	9650L2	317	10020L	80	10136	90
9600MJ10PIV	334	9650L2.5	317	10021	80	10137	90
9600MJ12	327	9650L2SE	317	10022	80	10138	90
9600MJ12PIV	334	9650L3	317	10023*	80	10139	90
9610F3	325	9650L3SE	317	10024*	80	10157	84
9610F4	325	9650L4	317	10025*	80	10158	84
9610F6	325	9650L4SE	317	10026	80	10159	84
9610F8	325	9650L5	317	10028	80	10160	84
9610F10	325	9650L5SE	317	10030	80	10161	84
9610F12	325	9650L6	317	10031	80	10162	84
9610F25	325	9650L6SE	317	10032	80	10163	84
9610NYCF3	325	9650L8	317	10033	80	10164	84
9610NYCF4	325	9650L8SE	317	10038	81	10165	84
9610NYCF6	325	9650L10	317	10039	81	10170	84
9610NYCF8	325	9650L10SE	317	10040	81	10174	84
9610NYCF10	325	9650L12	317	10041	81	10175	84
9610NYCF12	325	9650L12SE	317	10042	81	10176	84
9610NYCF25	325	9650L23	320	10043	81	10178	84
9640FL2	331	9650L46	320	10044	81	10181	84

IFW SUPPLY

NUMERICAL INDEX

Part#	Page	Part#	Page	Part#	Page	Part#	Page
10188	84	10272	86	10405	89	12026	100
10189	84	10272L	86	10406	89	12027	100
10203	84	10273	86	10407	89	12028	100
10204	84	10273L	86	10408	89	12029	100
10204B	84	10274	86	10409	89	12030	100
10205	84	10275	86	10410	89	12031	100
10207	84	10276	86	10411	89	12032	100
10208	84	10277	86	10412	89	12033	100
10209	84	10278	86	10416	89	12034	100
10210	84	10279	86	10419	89	12035	100
10211	84	10280	86	10420	89	12036	100
10212	84	10283	87	10421	89	12037	100
10213	84	10283B*	87	10438	90	12038	100
10214	84	10284	87	10440	90	12039	100
10215	84	10284B*	87	10441	90	12040	100
10216	84	10285	87	10442	90	12041	100
10217	84	10286	87	10443	90	12042	100
10218	84	10286B*	87	10444	90	12043	100
10220	84	10286L	87	10447	90	12044	100
10222	85	10287	87	10448	90	12045	100
10223	85	10287B*	87	10448B*	90	12046	100
10225	85	10288	87	10449	90	12047	100
10227	85	10289	87	10449B	90	12048	100
10228	85	10290	87	10450	90	12049	100
10228L	85	10290B*	87	10451	90	12050	100
10229	85	10291	87	10452	90	12051	100
10229L	85	10291B*	87	10452B*	90	12052	100
10230	85	10292	87	10453	90	12053	100
10231	85	10293	87	10453B	90	12055	100
10232	85	10293B*	87	10454	90	12056	101
10233	85	10294	87	10455	90	12057	101
10234	85	10294B*	87	10455B*	90	12058	101
10235	85	10295	87	10456	90	12059	101
10235L	85	10295B*	87	10456B	90	12060	101
10236	85	10295L	87	10457	90	12061	101
10236L	85	10296	87	10458	90	12062	101
10237	85	10297	87	10459	90	12063	101
10237L	85	10298	87	10460	90	12064	101
10238	85	10298B*	87	10461	90	12065	101
10239	85	10299	87	10462	90	12066	101
10240	85	10299B*	87	10463	90	12067	101
10240L	85	10300	87	10464	90	12068	101
10241	85	10300B*	87	10467	90	12069	101
10241L	85	10301	87	10468	90	12070	101
10242	85	10302	87	10469	90	12072	101
10242L	85	10302B*	87	10470	90	12073	101
10243	85	10303	87	10471	90	12074	101
10244	85	10303B*	87	10473	90	12075	101
10244L	85	10303L	87	10481	91	12076	101
10245	85	10304	87	10482	91	12077	101
10246	85	10305	87	10483	91	12079	101
10247	85	10306	87	10483L	91	12080	101
10248	85	10306B*	87	10484	91	12081	101
10251	86	10307	87	10484L	91	12082	101
10252	86	10309	87	10485	91	12085	101
10253	86	10311	87	10486	91	12086	101
10254	86	10312	88	10487	91	12087	101
10255	86	10313	88	10488	91	12088	101
10255L	86	10314	88	10489	91	12089	101
10256	86	10315	88	10491	90	12090	101
10256L	86	10316	88	10493	91	12091	102
10256SS*	86	10317	88	10494	91	12092	102
10256WC	83	10318	88	10495	91	12093	102
10257	86	10319	88	10496	91	12094	102
10258	86	10320	88	10497	91	12095	102
10259	86	10320B*	88	10600	91	12096	102
10259L	86	10321	88	10612	91	12097	102
10260	86	10321L	88	12000	99	12098	102
10260L	86	10322	88	12001	99	12099	100
10261	86	10323	88	12002	99	12100	102
10262	86	10324	88	12003	99	12101	102
10262L	86	10325	88	12004	99	12102	102
10263	86	10325L	88	12005	99	12103	102
10263L	86	10326	88	12006	99	12104	100
10263SS*	86	10327	88	12007	99	12105	100
10264	86	10328	88	12008	99	12110	102
10264L	86	10329	88	12009	99	12111	102
10264SS	86	10333	88	12010	99	12112	102
10265	86	10343	88	12011	99	12114	101
10265L	86	10344	88	12012	99	12115	101
10265SS*	86	10345	88	12013	99	12118	102
10266	86	10347	88	12014	99	12119	102
10267	86	10350	88	12015	99	12120	102
10268	86	10351	88	12016	99	12121	102
10268L	86	10352	88	12017	99	12127	103
10269	86	10354	88	12018	99	12129	103
10269EH	86	10355	88	12019	99	12130	103
10269L	86	10373	89	12022	100	12146	103
10270	86	10375	89	12023	100	12147	103
10270EH	86	10376	89	12024	100	12150	103
10271	86	10382	89	12025	100	12151	103

IFW SUPPLY

NUMERICAL INDEX

Part#	Page	Part#	Page	Part#	Page	Part#	Page
12200	103	17105N	426	18069	107	18181	110
12202	103	17106N	426	18069L	107	18182	110
12205	105	17124N	426	18070	107	18183	110
12206	104	17124P	426	18071	107	18184	110
12207	104	17126N	426	18071L	107	18184L	110
12208	104	17126P	426	18076	108	18185	110
12209	104	17127P	426	18077	108	18186	110
12210	104	17145P	427	18078	108	18187	110
12211	104	17146N	427	18079	108	18187L	110
12212	104	17153N	427	18080	108	18188	110
12213*	104	17153P	427	18081	108	18188L	110
12215	104	17154P	427	18082	108	18189	110
12216	104	17158P	427	18083	108	18189L	110
12217	104	17159P	427	18084	108	18190	110
12218*	104	17176N	427	18088	114	18190L	110
12220	104	17179N	427	18089	114	18191	110
12221	104	17179P	427	18090	114	18192	110
12222*	104	17180N	427	18092	114	18193	110
12224	104	17180P	427	18094	114	18193L	110
12230	104	17188N	427	18096	114	18194	110
12250	105	17188P	427	18101	108	18194L	110
12252	105	17189N	427	18101B*	108	18195	110
12254	105	17189P	427	18102	108	18195L	110
12256	105	17190N	427	18103	108	18196	110
12257	105	17190P	427	18103B*	108	18197	110
12260	99	17193N	427	18104	108	18198	110
12261	99	17193P	427	18105	108	18199	110
12262	99	17194N	427	18105B*	108	18200	110
12263	99	17194P	427	18106	108	18201	110
12264	99	17195N	427	18107	108	18202	110
12265	99	17195P	427	18108	108	18203	110
12266	99	17224N	427	18109	108	18204	110
12268	99	17225N	427	18110	108	18205	110
12269	99	17225P	427	18114	108	18207	110
12270	99	17233N	427	18115	108	18208	114
12271	99	17233P	427	18116	108	18209	114
12274	99	17234N	427	18117	108	18210	114
12275	99	17234P	427	18118	108	18211	114
12310	104	17237N	427	18119	108	18212	114
12327	105	17237P	427	18122B*	109	18213	114
12328	105	17238N	427	18123	109	18214	114
12329	105	17238P	427	18124	109	18215	114
12330	105	18001	107	18124B	109	18216	110
12335	105	18002	107	18125	109	18219	111
12336	105	18003	107	18126	109	18220	111
12337	105	18004	107	18127	109	18220B*	111
12341	105	18005	107	18128	109	18221	111
12342	105	18006	107	18129	109	18221B*	111
12343	105	18007	107	18130	109	18223	111
12344	105	18008	107	18135	109	18224	111
12345	105	18009	107	18136	109	18224B*	111
14001	92	18010	107	18137	109	18225	111
14011	92	18011	107	18138	109	18225B*	111
14016	92	18015	117	18142	109	18226	111
14017	92	18016	117	18143	109	18227	111
14018	92	18017	117	18143L	109	18228	111
14025	92	18018	117	18144	109	18228B*	111
16001	115	18019	117	18145	109	18229	111
16002	115	18028	113	18145L	109	18229B*	111
16003	115	18029	113	18146	109	18230	111
16004	115	18030	113	18146L	109	18232	111
16005	115	18033	107	18148	109	18232B*	111
16009	115	18034	107	18149	109	18233	111
16010	115	18035	107	18150	109	18233B*	111
16011	115	18035L	107	18152	109	18234	111
16012	115	18036	107	18153	109	18234B*	111
16090	115	18037	107	18153L	109	18235	111
16117	115	18037L	107	18154	109	18235B*	111
16118	115	18038	107	18154L	109	18236	111
16119	115	18039	107	18155	109	18237	111
16121	115	18039L	107	18156	109	18237B*	111
16122	115	18040	107	18157	109	18238	111
16123	115	18040L	107	18158	109	18238B*	111
16127	115	18041	107	18158L	109	18239	111
16128	115	18042	107	18159	109	18240	111
16130	115	18043	107	18159L	109	18241	111
17064N	426	18046	114	18162	109	18241B*	111
17064P	426	18047	114	18162L	109	18242	111
17065N	426	18048	114	18163	109	18243	111
17066N	426	18049	114	18164	109	18245	111
17066P	426	18050	114	18165	109	18246	111
17068N	426	18062	107	18166	109	18247	111
17068P	426	18063	107	18167	109	18248	111
17078N	426	18064	107	18175	110	18249	111
17079N	426	18064L	107	18176	110	18251	112
17079P	426	18065	107	18177	110	18252	112
17081P	426	18066	107	18178	110	18253	112
17088N	426	18066L	107	18179	110	18253B*	112
17090N	426	18067	107	18179L	110	18254	112
17091N	426	18068	107	18180	110	18255	112
17103N	426	18068L	107	18180L	110	18256	112

IFW SUPPLY

NUMERICAL INDEX

Part#	Page	Part#	Page	Part#	Page	Part#	Page
18257	112	20021	126	20050C	147	20075	128
18258	112	20021C	146	20050C534	147	20076**	127
18259	112	20021N	133	20050C5332	147	20076N	134
18260	112	20021NIC	140	20050N	134	20076NIC	141
18261	112	20021P	428	20050NIC	141	20077	127
18262	112	20021SS	144	20050P	429	20077C*	147
18263	112	20022	126	20051*	127	20078**	127
18264	112	20022C	146	20052	127	20078C	147
18265	112	20022N	133	20052C	147	20079	127
18266	112	20022SS	144	20052C34	147	20079C	147
18267	112	20023	127	20053*	127	20079C210	127
18268	112	20023N	134	20053C	147	20079N	134
18269	112	20023NIC	141	20053N	134	20079NIC	141
18273	112	20024C	146	20053NIC	141	20080	127
18274	112	20024N	133	20054	127	20080C*	147
18275	112	20025	126	20054C	147	20080N	134
18276	112	20025C	146	20054N	134	20080NIC	141
18279	112	20025N	133	20054NIC	141	20081	127
18280	112	20025NIC	140	20054P	429	20081C	147
18281	112	20026	126	20054SS	144	20081N	134
18282	112	20026C	146	20055	127	20081NIC	141
18289	112	20026N	133	20055C	147	20081SS	144
18290	112	20026NIC	140	20055N	134	20082	127
18291	112	20027	126	20055NIC	141	20082C	147
18292	112	20027C	146	20055P	429	20082N	134
18293	112	20028	126	20055SS	144	20082NIC	141
18294	112	20028C	146	20056	127	20082SS	144
18295	112	20028N	133	20056C	147	20083	127
18296	112	20028NIC	140	20056N	134	20083C	147
18297	112	20028P	428	20056NIC	141	20083N	134
18298	112	20028SS	144	20056P	429	20083NIC	141
18299	112	20029	126	20056SS	144	20083SS	144
18300	112	20029C	146	20057	127	20084	127
18301	112	20029N	133	20057C	147	20084C	147
18302	112	20029NIC	140	20057N	134	20084N	134
18307	113	20029P	428	20057NIC	141	20084NIC	141
18314	113	20029R64	126	20057P	429	20084SS	144
18316	113	20029R64SS	144	20058	127	20085	127
18321	113	20029SS	144	20058C	147	20085C	147
18325	113	20030	126	20058N	134	20085N	134
18328	113	20030C	146	20058NIC	141	20085NIC	141
18329	113	20030N	133	20058P	429	20086	127
18330	113	20030NIC	140	20058SS	144	20086C	147
18331	113	20030P	428	20059	127	20086N	134
18332	113	20030SS	144	20059C	147	20086NIC	141
18333	113	20031*	126	20059N	134	20086SS	144
18334	113	20031C	146	20059NIC	141	20087	127
18335	113	20031N	133	20059P	429	20087C	147
18336	113	20031P	428	20059SS	144	20087N	134
18338	113	20032	126	20060	127	20087NIC	141
18339	113	20032N	133	20060C	147	20087SS	144
18534	53	20032NIC	140	20060N	134	20088	127
20001	126	20034	126	20060NIC	141	20088C	147
20001C	146	20034C	146	20060SS	144	20088N	134
20002C	146	20034N	133	20061	127	20088NIC	141
20006	131	20034NIC	140	20061C	147	20089	128
20008	131	20035	126	20061N	134	20089C	147
20009	131	20035C	146	20061NIC	141	20089N	135
20010	131	20035N	133	20061P	429	20089S	128
20011	131	20035NIC	140	20061SS	144	20090	128
20012	126	20035P	429	20062	127	20090C	147
20013	131	20036	126	20062C	147	20090N	135
20014	131	20036C	146	20062N	134	20090S	128
20015	126	20036N	133	20062NIC	141	20091	128
20015C	146	20036NIC	140	20062P	429	20091C	147
20015N	133	20036P	429	20063	127	20091N	135
20015SS	140	20037	126	20063C	147	20092	127
20015SNC	144	20037C	146	20063N	134	20092C*	147
20016C	146	20037N	133	20063NIC	141	20092N	134
20016N	133	20037NIC	140	20063P	429	20092NIC	141
20017	126	20038	126	20063SS	144	20092SS	144
20017C	146	20038N	133	20064	128	20093	129
20017N	133	20039	127	20065	128	20094N	135
20017NIC	140	20045	127	20066	128	20094S	128
20018	126	20045C	147	20067	128	20095	129
20018C	146	20046	127	20068	128	20098	129
20018N	133	20046N	134	20068N	134	20099	129
20018NIC	140	20046NIC	141	20068P	429	20099C	148
20018P	428	20047*	127	20069	128	20100	129
20019	126	20047C	147	20069N	134	20100C	148
20019C	146	20047N	134	20069P	429	20101	129
20019N	133	20047NIC	141	20070	128	20102	129
20019NIC	140	20048	127	20070P	429	20103	129
20019P	428	20048C	147	20071	128	20103C*	148
20019SS	144	20048N	134	20072	128	20103N	135
20020	126	20048NIC	141	20072N	134	20103NIC	142
20020C	146	20049*	127	20072P	429	20104*	129
20020N	133	20049C*	147	20073	128	20104C*	148
20020NIC	140	20049N	134	20073N	134	20105	129
20020P	428	20049NIC	141	20073P	429	20105C	148
20020SS	144	20050	127	20074	128	20105N	135

IFW SUPPLY

NUMERICAL INDEX

Part#	Page	Part#	Page	Part#	Page	Part#	Page
20105NIC	142	20153SS	144	20250	120	20532P	429
20106	129	20154	126	20251	120	20535*	127
20106C	148	20154C	146	20252	120	20535C*	147
20106N	135	20154N	133	20253	120	20535N	134
20106NIC	142	20154NIC	140	20256	121	20535NIC	141
20107	129	20154P	428	20259	121	20537C	147
20107C	148	20154SS	144	20260	121	20537N	134
20107C62	148	20155	126	20261	121	20538*	127
20107N	135	20155C	146	20262	121	20538C	147
20107NIC	142	20155N	133	20263	121	20538N	134
20108	129	20155NIC	140	20268	121	20538NIC	141
20108C	148	20155P	428	20269	121	20538SS	144
20108N	135	20155SS	144	20270	121	20539*	127
20108NIC	142	20156N	135	20271	121	20539C*	147
20109	129	20157N	135	20272	121	20539N	134
20109C*	148	20158C*	148	20273	121	20539NIC	141
20109N	135	20158N	135	20274	121	20551	130
20110	129	20160	128	20275	121	20551C	146
20110C	148	20160C*	148	20276	121	20552	130
20110N	135	20160NIC	142	20277	121	20553	130
20111	129	20161	128	20278	121	20553C	146
20111C	148	20162	128	20279	121	20553N	136
20111N	135	20162C	148	20282	121	20555C	146
20112	129	20162N	135	20287	121	20557C	149
20112N	135	20162NIC	142	20289*	121	20591C	147
20113	129	20163	128	20290	121	20595C	147
20115	129	20163C	148	20291	121	20596C	147
20116	129	20163N	135	20292	121	20597C	147
20117	129	20163NIC	142	20293	121	20598C	147
20118	129	20164	128	20294	121	20600	150
20119	129	20164N	135	20295	121	20600N	137
20120	129	20164NIC	142	20296	121	20600NIC	142
20121C	148	20165	128	20302	122	20601	150
20122P	428	20165C	148	20303	122	20601N	137
20123N	135	20165N	135	20304	122	20601NIC	142
20123NIC	142	20166	128	20305	122	20602	150
20124	130	20166C	148	20310	122	20603	150
20124N	135	20166N	135	20311	122	20603N	137
20125	130	20167	128	20313	122	20603NIC	142
20125N	135	20167C	148	20319	122	20604	150
20125NIC	142	20167N	135	20320	122	20604N	137
20126	130	20168	128	20322	122	20604NIC	142
20127	130	20168N	135	20323	122	20607	129
20127C	148	20170	130	20324	122	20610	151
20127N	135	20171	130	20328	122	20610N	137
20127NIC	142	20171C	149	20330	120	20611	151
20127P	428	20172	130	20333	120	20611N	137
20128	130	20182C	146	20334	120	20611NIC	142
20128C	148	20184C	147	20337	120	20612	151
20128N	135	20184N	134	20339	120	20612N	137
20128NIC	142	20184NIC	141	20487C	149	20612NIC	142
20128P	428	20185C	146	20488C	149	20613	151
20129	130	20187C	149	20489C	149	20613N	137
20129C	148	20188C	149	20490C	149	20613NIC	142
20129N	135	20189C	149	20507C	146	20614	151
20129NIC	142	20192	128	20510	131	20614N	137
20129P	428	20194C	149	20510N	136	20614NIC	142
20135C*	148	20195C	149	20511	131	20623N	139
20136C*	148	20200	120	20511N	136	20624N	139
20137C*	148	20201	123	20512	131	20625N*	139
20138C*	148	20203	123	20512N	136	20626N	139
20139	129	20204	123	20512P	429	20628N	138
20139C	148	20205	123	20513N	136	20629N	138
20140	129	20206	123	20514N	136	20630	151
20140C	148	20206N	138	20514P	429	20630N*	138
20141	129	20206NIC	143	20515C	146	20630NIC	143
20142	130	20207	123	20515SS	144	20631	151
20143	130	20208	123	20516C	146	20631N*	138
20145P	428	20211	120	20516SS	144	20631NIC	143
20148P	428	20212	120	20517C*	147	20632	151
20149C	146	20213	120	20518C*	147	20632N*	138
20150	126	20214	120	20519C*	148	20632NIC	143
20150C	146	20218	123	20524P	429	20633	151
20150N	133	20219	123	20525P	429	20633N*	138
20150NIC	140	20220	123	20528P	429	20633NIC	143
20151	126	20221	123	20529P	429	20634	151
20151C	146	20222	123	20530	127	20634N*	138
20151N	133	20223	123	20530C	147	20634NIC	143
20151NIC	140	20223C	147	20530N	134	20635	151
20151SS	144	20227	123	20530NIC	141	20635N	138
20152	126	20228	123	20530P	429	20635NIC	143
20152C	146	20229	123	20531	127	20636	151
20152N	133	20230	123	20531C	147	20636N*	138
20152NIC	140	20231	123	20531N	134	20636NIC	143
20152P	428	20232	123	20531NIC	141	20637	151
20152SS	144	20240	120	20531P	429	20637C108	151
20153	126	20242	120	20531P	429	20637N*	138
20153C	146	20243	120	20532	127	20637NIC	143
20153N	133	20244	120	20532C	147	20638	151
20153NIC	140	20245	120	20532N	134	20638C128	151
20153P	428	20248	120	20532NIC	141	20638N*	138

IFW SUPPLY

NUMERICAL INDEX

Part#	Page	Part#	Page	Part#	Page	Part#	Page
20642	151	20736P	428	20927P	430	26103	118
20642N*	139	20737N	139	20944P	429	26105	118
20642NIC	143	20740	151	20973P	429	26142	118
20655	151	20742P	430	20974P	429	26145	118
20655N	139	20743N	137	20985P	430	26146	118
20655NIC	143	20743NIC	143	20986P	430	26153	118
20656	151	20746	152	20993P	429	26175	118
20656N*	139	20746N	138	21003	57	26176	118
20656NIC	143	20747P	430	21007	57	26177	118
20657	151	20748N	138	21009	57	26178	118
20657N*	139	20748P	430	21023	57	26179	118
20657NIC	143	20749N	138	21025	57	26180	118
20658	151	20750N	138	21027	57	26180L	118
20658N*	139	20751N	138	21082	57	26181	118
20659	151	20752N	138	21095	57	26182	118
20659N*	139	20753N	138	21097	57	26183	118
20660	151	20753P	428	21109	57	26184	118
20660N	138	20755P	428	21113	57	26188	118
20660NIC	143	20756P	428	21115	57	26189	118
20661	151	20758P	428	21117	57	26190	118
20661N	138	20762N	135	21119	57	26193	118
20661NIC	143	20776P	430	21121	57	26194	118
20672	152	20777P	430	21151	57	26195	118
20673	152	20778P	430	21155	57	26198	118
20674	152	20779P	430	21161	57	26220	118
20676	152	20780	559	21174	411	26220B	118
20677	152	20780C	149	21175	411	26221	118
20680	152	20781C	149	21176	411	26221B	118
20680N*	139	20782C	149	21177	411	26223	118
20682	152	20785C	150	21178	411	26224	118
20682N*	139	20785C46	150	21179	411	26224B	118
20683	152	20785C252	150	21180	411	26225	118
20683N*	139	20785C410S	150	21193	57	26225B	118
20684	152	20785C2510S	150	21195	57	26226	118
20684N*	139	20786C	150	21207	57	26228	118
20685	152	20787C	150	22008	117	26229	118
20686	152	20788C	150	22008A	117	26232	118
20686N*	139	20789C	150	22009	117	26233	118
20687	152	20790	151	22009A	117	26233B	118
20687N*	139	20794C42	152	22010	117	26234	118
20688	152	20795C6M5	152	22010A	117	26235	118
20689	152	20795C62	152	22010B	117	26237	118
20690*	151	20795C64	152	22011	117	26238	118
20698*	151	20797C4M5	152	22011A	117	26291	118
20699*	151	20801	151	22012	117	26292	118
20700N	138	20801N	138	22013	117	26293	118
20701N	138	20801NIC	143	22014	117	26296	118
20702C	151	20802	152	22015	117	27001	117
20702N*	138	20803	151	24002	117	27002	117
20702NIC	143	20803N*	139	24003	117	27003	117
20702NIC	143	20803NIC	143	24004	117	27005	117
20702P	428	20805	151	24005	117	27006	117
20703N	138	20805N*	139	24006	117	27008	585
20703P	428	20805NIC	143	24007	117	27014	585
20704N*	138	20806	151	24008	117	27015	585
20705N*	138	20807	151	24082	582	27016	585
20706N	138	20807N	138	24083	582	27018	585
20707N	138	20808	151	24084	582	27024	585
20708N*	139	20808N	138	24085	582	27026	585
20709N*	139	20809	152	24086	582	27028	585
20709NIC	143	20809N*	139	24088	582	27034	586
20710N	139	20810	152	25001	116	27036	586
20710NIC	143	20811	152	25033	116	27038	586
20711*	151	20813	152	25044	584	27044	586
20711N*	139	20813N	138	25046	584	27046	586
20712	151	20814	152	25048	584	27048	586
20712N	139	20814N	138	25062	116	28001	33
20713	151	20815	152	25175	116	28002	33
20713N*	139	20815N	138	25176	116	28003	33
20714N	139	20816	152	25219	116	28004	33
20715N	139	20817*	152	25220	116	28005	33
20718N	139	20818	152	25221	116	28009	33
20719N	139	20820*	152	26001	118	28010	33
20724N	137	20832C*	148	26002	118	28011	33
20724P	428	20841N	134	26003	118	28012	33
20725N	137	20848N	134	26004	118	28013	33
20725P	428	20855*	151	26005	118	28014	33
20726N	137	20856*	151	26007	118	28015	33
20727C	149	20857*	151	26008	118	28015B	33
20727N	137	20859*	151	26011	118	28016	33
20727NIC	142	20859NIC	143	26014	118	28016B	33
20728C	149	20861	151	26021	118	28017	33
20728N	137	20876P	430	26023	118	28018	33
20729N	137	20878P	430	26062	118	28019	33
20730C	150	20880P	430	26063	118	28020	33
20730N	137	20881P	430	26064	118	28021	33
20732N	139	20900P	430	26065	118	28022	33
20734N	139	20901P	430	26066	118	28023	33
20734P	428	20904P	430	26068	118	28024	33
20735N	139	20905P	430	26079	118	28025	33
20736N	139	20925P	430	26102	118	28026	33

IFW SUPPLY

NUMERICAL INDEX

Part#	Page	Part#	Page	Part#	Page	Part#	Page
28027	33	28122	37	28212L	39	28306	45
28028	33	28123	38	28213	39	28307	45
28029	34	28124	38	28213L	39	28308	45
28030	34	28125	38	28214	39	28309	45
28031	34	28126	38	28214L	39	28310	45
28032	33	28127	38	28215	39	28311	44
28033	33	28128	37	28215L	39	28312	45
28034	33	28129	37	28216L	39	28313	44
28035	33	28130	37	28218	39	28315*	44
28036	33	28131	38	28220	39	28316**	44
28038	34	28132	38	28220L	39	28317	44
28039	34	28133	38	28221	39	28318	44
28041	34	28134	38	28221L	39	28319	44
28042	34	28135	38	28222	39	28320	45
28043	34	28136	38	28222L	39	28321	44
28044	34	28140	38	28223	39	28321	170
28045	34	28141	38	28223L	39	28322	44
28046	34	28142	38	28224	39	28322	170
28047	34	28143	38	28224L	39	28324	44
28048	34	28144	38	28225	39	28325	45
28049	34	28145	38	28225L	39	28329	43
28050	34	28146	38	28226	39	28330	43
28051	34	28147	38	28227	39	28331	44
28052	34	28148	38	28228	41	28333	43
28053B	33	28149	38	28229	41	28335	43
28057	34	28150	38	28230	39	28336	43
28058	34	28151	38	28231	39	28337	43
28058L	34	28152	38	28232	39	28338	43
28059	34	28153	38	28233	39	28339	43
28059L	34	28154	38	28234	39	28340	43
28060	34	28155	38	28238	39	28345	45
28060L	34	28156	35	28239	39	28346	44
28061	34	28156S	35	28240	39	28347	44
28061L	34	28157	35	28241	41	28348	44
28062	34	28157S	35	28245	40	28350	555
28062L	34	28158	35	28246	40	28352	555
28063	34	28158S	35	28247	40	28354	555
28067	35	28159	35	28248	40	28364	556
28068	35	28159S	35	28249	40	28365	556
28069	35	28160	35	28253	40	28366	556
28070	35	28161	35	28254	40	28367	556
28071	35	28165	36	28255	40	28368	556
28075	35	28166	36	28256	40	28369	556
28076	35	28167	36	28259*	36	28370	556
28077	35	28168	36	28260	36	28371	556
28078	35	28169	36	28261	36	28372	556
28079	35	28170	41	28261B*	36	28373	556
28080	35	28174	37	28262	36	28374	556
28084	37	28175	37	28263	36	28375	556
28085	37	28176	37	28264	36	28376	556
28086	37	28178	35	28265	36	28377	556
28087	37	28179	35	28265B*	36	28378	556
28088**	37	28189*	35	28266	42	28380	556
28089**	37	28190	41	28266B	42	28381	556
28090	37	28190L	41	28267	42	28382	556
28091	36	28191	41	28267B	42	28400	200
28092	37	28191L	41	28268	42	28401	200
28093	37	28192	41	28268B	42	28402	200
28094	37	28192L	41	28269	42	28404	200
28095	37	28193	41	28269B	42	28405	200
28096	37	28193L	41	28270B	42	28406	200
28101	36	28194	41	28274	42	28407	200
28102	36	28194L	41	28275	42	28424	41
28102L	36	28195	41	28276	42	28425	41
28103	36	28195L	41	28276B	42	28426	41
28104	36	28196	41	28281	42	28427	41
28104L	36	28196L	41	28281F	42	28430	36
28105	36	28197	41	28282	42	28440	43
28105L	36	28198	41	28282F	42	28441	43
28106	36	28199	41	28283	42	28442	43
28106L	36	28199L	41	28284	42	28443	43
28107	36	28200	37	28285	42	28475	38
28107L	36	28201	37	28290	43	28476	38
28108	36	28201S	38	28291	43	28481	38
28108L	36	28202	37	28292	43	28482	38
28109	36	28202S	38	28293	43	28487	38
28109L	36	28203	37	28294	43	28488	38
28110	36	28203S	38	28295	43	28493	38
28110L	36	28204	37	28296	43	28496	38
28111	36	28204S	38	28298	43	28497	38
28111L	36	28205	37	28299	44	28498	38
28112	36	28205S	38	28300	44	28499	38
28113	36	28207	41	28300SS	45	28500	549
28114	36	28207L	41	28301	44	28501	549
28115	36	28208	41	28301SS	45	28501B	550
28116	37	28208L	41	28302	44	28502	549
28117	37	28209	41	28303	44	28502B	550
28118	37	28210	39	28303SS	45	28503	549
28119	37	28211	39	28304	44	28504	549
28120	37	28211L	39	28304SS	45	28507	550
28121	37	28212	39	28305	44	28507S	549

IFW SUPPLY

NUMERICAL INDEX

Part#	Page	Part#	Page	Part#	Page	Part#	Page
28508	550	28588	547	28675P	420	28762W	421
28508S	549	28588B	548	28675W	420	28763F	97
28509	549	28589	546	28676	552	28763P	421
28510	549	28589S	545	28677	552	28763W	421
28510B	550	28593	548	28678P	420	28764P	421
28511	549	28593S	547	28678W	420	28764W	421
28511B	550	28594	548	28679	552	28765W	421
28512	549	28594S	547	28679W	420	28766F	97
28513	549	28595	547	28680	552	28767W	421
28514S	549	28595B	548	28680P	420	28768F	97
28514S	549	28597	547	28680W	420	28768W	421
28515	550	28597B	548	28681	552	28770F	97
28516	550	28599	547	28682W	420	28772F	97
28516S	549	28599B	548	28683	551	28773F	97
28517	550	28601	548	28683S	551	28774F	97
28517S	549	28601B	419	28683W	420	28777F	97
28518	549	28601S	547	28684	551	28778F	97
28518B	550	28601W	419	28684S	551	28778P	421
28519S	549	28602B	419	28685	551	28780F	97
28520	549	28602W	419	28685W	420	28781F	97
28520B	550	28603	548	28686	551	28783F	97
28521	549	28603B	419	28687	551	28784F	97
28522	549	28603S	547	28688	552	28786F	97
28523	549	28603W	419	28690	546	28800	187
28524	549	28604B	419	28690S	545	28801	187
28525S	549	28604W	419	28691	546	28802	187
28526S	549	28605	552	28693P	421	28803	187
28527S	549	28605B	419	28694P	421	28804	187
28528	550	28605W	419	28695P	421	28805	187
28528S	549	28606W	419	28696P	421	28806	187
28529S	549	28607W	419	28697P	421	28807	187
28530	550	28608	552	28698P	421	28808	187
28530S	549	28608W	419	28699P	421	28810	187
28531	550	28609W	419	28701	96	28811	187
28532	550	28611B	420	28702	96	28812	187
28533	543	28611W	420	28703	96	28813	187
28534	543	28612B	420	28703W	419	28814	187
28534B	544	28612W	420	28704	96	28815	187
28534SS	543	28613B	420	28704P	419	28816	187
28535	543	28613P	420	28704W	419	28816P	420
28540	544	28613W	420	28705	96	28817	187
28540S	542	28614B	420	28705W	419	28818	187
28541	544	28614P	420	28706	96	28818P	420
28541S	542	28614W	420	28706W	419	28819	187
28543	549	28615P	420	28707	96	28819P	419
28545	543	28615W	420	28707W	419	28819W	419
28546	543	28616W	420	28708	96	28820	187
28546B	544	28617W	420	28709	96	28820P	419
28546SS	543	28618W	420	28710	96	28821	187
28547	543	28619	552	28711	96	28821P	419
28547SS	543	28619P	420	28712	96	28822	187
28552	544	28619W	420	28713	96	28823	187
28552S	542	28620	552	28714	96	28824	187
28553	544	28620W	420	28715	96	28825	187
28553S	542	28622W	420	28716	96	28826	187
28555	549	28623B	420	28717	96	28827	187
28557	543	28625B	420	28718	96	28828	187
28557B	544	28625W	420	28720W	419	28828	187
28558	543	28639	552	28721W	419	28829	187
28559	543	28640	552	28723P	419	28832	187
28559B	544	28640W	421	28723W	419	28833	187
28560	546	28641W	421	28724F	97	28835	187
28560BS	545	28642W	421	28724W	419	28836	187
28560S	545	28643W	421	28725W	419	28837	187
28560SC	546	28659P	420	28726W	419	28838	187
28560SS	545	28659W	420	28727W	419	28839	187
28561	543	28660P	420	28731F	97	28840	187
28562	544	28660W	420	28733F	97	28841	187
28562S	542	28661P	420	28736F	97	28842	187
28563	549	28661W	420	28738F	97	28843	187
28564	544	28663P	420	28740F	97	28844	187
28564S	542	28663W	420	28741W	419	28845	188
28565	544	28663W	420	28742F	97	28846	188
28565S	542	28664P	420	28742P	419	28847	188
28566	544	28664W	420	28743P	419	28848	188
28566S	542	28666P	420	28743W	419	28851	187
28578	547	28666W	420	28744P	419	28852	187
28578B	548	28667	552	28744W	419	28853	187
28579	546	28667W	420	28745W	419	28854	187
28579BS	545	28668	552	28746W	419	28855	187
28579S	545	28668P	420	28747W	419	28856	187
28579SC	546	28668W	420	28748	96	28857	187
28579SS	545	28669	552	28749	96	28858	187
28580	549	28671	552	28752	96	28859	187
28584	548	28671P	420	28753	96	28860	188
28584S	547	28671W	420	28754	96	28861	188
28585	548	28672P	420	28756	96	28862	188
28585S	547	28672W	420	28760F	97	28863	188
28586	547	28673	552	28761P	421	28864	188
28587	547	28674W	420	28762F	97	28866	188
28587B	548	28675	552	28762P	421	28867	188
						28868	188

IFW SUPPLY

NUMERICAL INDEX

Part#	Page	Part#	Page	Part#	Page	Part#	Page
28869	188	29109	188	30139	72	30267-86	64
28870	188	29110	188	30140	77	30268	64
28871	188	29111	188	30141	77	30269	64
28872	188	29112	188	30142	71	30269SS	66
28873	188	29113	188	30149	71	30270	64
28874	188	29114	188	30150	71	30271	63
28875	188	29115	188	30150B	71	30275	64
28876	188	29116	188	30150R	71	30276	64
28877	188	29119	188	30151	71	30277	64
28878	188	29120	188	30160	77	30278	64
28879	188	29122	188	30161	76	30279	64
28880	188	29123	188	30162	76	30280	64
28881	188	29129	189	30163	76	30282	64
28882	188	30000**	68	30180	71	30283	64
28883	188	30001	68	30180F	71	30284	64
28884	188	30006	68	30181*	69	30286	64
28885	188	30011	68	30182*	69	30290	63
28886	188	30012	68	30183	69	30291	63
28887	188	30013	68	30184*	69	30292	63
28888	188	30013LF*	215	30200	61	30293	63
28889	188	30016	68	30200SS	66	30294	63
28890	188	30017	68	30201	61	30295**	54
28891	188	30018	68	30201SS	66	30297	63
28892	188	30019LF*	215	30202	61	30300	62
28893	188	30020LF**	215	30203	61	30301	62
28894	188	30021	70	30203SS	66	30302	62
28895	188	30022	70	30204	61	30303	62
28896	188	30025	73	30204SS	66	30304	62
28897	188	30026	71	30205	61	30305	62
28898	188	30027	73	30206	61	30306	62
28899	188	30027SS	73	30206SS	66	30310	65
28900	188	30028	73	30207	61	30311	65
28901	188	30029	73	30207SS	66	30312	65
28902	188	30029SS	73	30208	61	30313	65
28903	188	30030	73	30209	61	30314	65
28905	189	30031	73	30210	61	30315	65
28906	189	30032	73	30210SS	66	30316	65
28907	189	30032SS	73	30211	61	30340	65
28908	189	30033	73	30212	61	30341	65
28909	189	30033SS	73	30213	61	30342	65
28910	187	30034	73	30214	61	30343	65
28911	189	30034SS	73	30215	61	30344	65
28912	189	30035	73	30215SS	66	30346	65
28915	189	30039	73	30216	61	30349	65
28917	189	30040	73	30217	61	30358	61
28918	189	30040SS	73	30218	61	30359	61
28919	189	30041	73	30219	61	30360	61
28920	189	30041SS	73	30220	62	30361	61
28921	189	30042	73	30221	62	30362	61
28922	189	30042SS	73	30222	62	30363	61
28928	189	30043	73	30223	62	30366	61
28930	189	30044	73	30224	62	30370	62
28931	189	30045	73	30225	62	30371	62
28932	189	30046	73	30226	62	30372	62
28933	189	30047	69	30227	62	30373	62
28934	189	30048	69	30229	62	30374	62
28944	189	30049	69	30230	63	30375	62
28945	187	30050	72	30230SS	66	30376	62
28947	189	30051	72	30231	63	30377	62
28948	189	30052	72	30232	63	30378	62
28949	189	30053	70	30233	63	30379	62
28950	189	30054	70	30234	63	30381	62
28951	188	30055	69	30234SS	66	30382	62
28957	96	30056	69	30235	63	30384	62
28958	96	30058	70	30236	63	30385	61
28959	96	30058S*	70	30237	63	30386	61
28960	96	30063**	70	30238	61	30387	61
28961	96	30063BE***	70	30239	61	30388	61
28962	96	30063S	70	30240	63	30389	61
28963	96	30064	70	30241	63	30390	61
28964	96	30065	70	30243	63	30392	61
28965	189	30066	70	30245	63	30393	62
28966	96	30067	70	30246	63	30394	62
28968	188	30068	70	30247	63	30395	62
28969	96	30073	70	30249	63	30396	62
28970	96	30074	70	30250	64	30399	62
28971	96	30078	69	30251	64	30400	62
28975	97	30083	69	30252	64	30401	56
28976	187	30087	69	30253	64	30402	62
28977	187	30088	69	30254	64	30406	56
28978	187	30088S	69	30255	64	30410	56
28979	187	30093	69	30257	64	030410	580
28996	415	30094	69	30258	64	30411	56
28997	415	30098	70	30259	64	030412	580
28998	415	30099	70	30260	64	30413	56
28999	415	30100*	70	30261	64	030416	580
29104	188	30103	71	30264	64	30420	56
29105	188	30103B	71	30265	64	30421	56
29106	188	30103P	425	30266	64	30422	61
29107	188	30123	72	30266SS	66	30424	61
29108	188	30138	72	30267	64	30426	63

IFW SUPPLY

NUMERICAL INDEX

Part#	Page	Part#	Page	Part#	Page	Part#	Page
30427	63	31093	425	32045	50	32123	50
30428	63	031810	580	32046	50	32124	50
30429	64	031812	580	32047	50	32125	50
30430	65	031814	580	32047B	51	32126	51
30450	72	031816	580	32048	50	32128	51
30451	72	031820	580	32049	49	32129	50
30452	72	031824	580	32050	49	32132	50
30453	74	031832	580	32051	49	32133	50
30454	74	031910	580	32052	49	32134	52
30455	74	031912	580	32053	49	32150	57
30457	74	031914	580	32054	49	32153	57
30458	74	031916	580	32055	49	32159	57
30459	74	031920	580	32056	49	32160	57
30461	74	031924	580	32057	49	32170	57
30462	74	031932	580	32058	49	32171	57
30463	74	32001	47	32059	49	32176	55
30464	74	32001SS	58	32060	49	32177	55
30466	74	32002	47	32061	49	32178	55
30467	74	32002SS	58	32062	49	32179	55
30468	74	32003	47	32063	49	32180	55
30469	74	32003SS	58	32064	49	32181	55
30471	74	32004	47	32065	49	32182	55
30472	74	32004SS	58	32066	53	32183	55
30480	65	32005	47	32067	53	32184	55
30482	65	32005SS	58	32068	53	32185	55
30483*	65	32006	47	32069	53	32186	55
30484	65	32006SS	58	32070	53	32187	55
30485	65	32007	47	32071	53	32188	55
30486	65	32008	47	32072	53	32189	55
30505	74	32008SS	58	32073	53	32190	55
30506	74	32009	47	32074	53	32191	55
30507	74	32009SS	58	32075	53	32192	55
30508	74	32010	47	32076	53	32194	55
30510	74	32010SS	58	32077	53	32195	55
30511	74	32011	47	32078	53	32200	48
30512	74	32011SS	58	32079	48	32201	48
30513	74	32012	47	32080	48	32202	48
30516	74	32012SS	58	32081	53	32300	47
30517	74	32013	47	32082	53	32301	47
30518	74	32013SS	58	32083	53	32302	47
30540	75	32014	47	32084	53	32303	47
30541	75	32014SS	58	32085	53	32304	47
30542	75	32015	47	32086	53	32305	47
30543	75	32015SS	58	32087	48	32306	47
30545	75	32016	47	32088	48	32307	47
30546	75	32016SS	58	32089	48	32308	50
30547	75	32017	47	32090	48	32309	50
30548	75	32017SS	58	32091	48	32309B	51
30550	75	32018	47	32091SS	58	32310	50
30551	75	32018SS	58	32092	48	32311	50
30552	75	32019	47	32093	48	32311B	51
30553	75	32019SS	58	32093SS	58	32311SS	58
30560	75	32020	47	32094	48	32312	50
30561	75	32020SS	58	32094SS	58	32313	50
30562	75	32021	47	32095	48	32314	50
30563	75	32021SS	58	32095SS	58	32314B	51
30565	75	32022	47	32096	48	32314SS	58
30566	75	32022SS	58	32096	72	32315	50
30567	75	32023	47	32096SS	58	32316	47
30568	75	32023SS	58	32097	48	32317	49
30570	75	32024	47	32097	72	32318	49
30571	75	32024SS	58	32098	48	32319	50
30572	75	32025	47	32098	72	32320	49
30573	75	32026	47	32098SS	58	32321	49
30600	78	32027	47	32099	48	32322	53
30609	78	32028	47	32099	72	32323	51
030610	585	32029	47	32100	54	32326	54
030612	585	32030	53	32101	54	32327	54
030614	585	32031	53	32102	54	32328	54
030616	585	32032	53	32103	54	32329	48
30620	78	32033	53	32104	54	32330	50
030620	585	32034	53	32105	54	32331	48
30626	77	32036	50	32105C**	54	32332	48
30627	77	32038	50	32106	54	32334	54
30629	77	32038B	51	32107	54	32335	54
30630	78	32038SS	58	32107C**	54	32336	54
30631	76	32039	50	32108	52	32336C	54
30637	78	32039B	51	32109*	52	32337	54
30638	78	32039SS	58	32110	52	32337C**	54
30640	78	32040	50	32111	52	32338	54
31022	425	32040B	51	32112	52	32338C	54
31031	425	32041	50	32113	52	32339	54
31033	425	32041B	51	32114	52	32340	54
31034	425	32041SS	58	32115	52	32341	54
31038	425	32042	50	32116	52	32341C**	54
31055	425	32042B	51	32117	50	32342	54
31058	425	32042SS	58	32118	50	32345	52
31063	425	32043	50	32119	50	32346	52
31067	425	32043B	51	32120	50	32349	48
31068	425	32043SS	58	32121	50	32350	51
31069	425	32044	50	32122	50	32351	48

IFW SUPPLY

NUMERICAL INDEX

Part#	Page	Part#	Page	Part#	Page	Part#	Page
32352	51	32458	48	32901	63	33043B	422
32353	51	32458	188	32902	63	33043W	422
32354	50	32460	53	32903	63	33044W	422
32355	48	32461	53	32905	63	33045B	422
32356	48	32462	53	32906	63	33045W	422
32357	48	32463	53	32907	63	33046B	422
32359	53	32470	49	32912	47	33046W	422
32360	48	32472	49	32915	47	33047B	422
32361	51	32473	49	32918	47	33047W	422
32362	53	32475	49	32919	47	33048W	422
32363	51	32476	49	32950	47	33052W	423
32364	53	32500	527	32951	47	33053B	423
32365	51	32501	527	32953	47	33053W	423
32366	51	32502	527	32954	47	33058W	423
32367	51	32503	527	32956	47	33059W	423
32368	51	32504	527	32957	47	33060W	423
32375	48	32505	527	32958	47	33061W	423
32376	48	32506	527	32959	47	33062P	423
32377	55	32507	527	32960	48	33063W	423
32379	48	32508	527	32961	48	33064W	423
32380	48	32510	527	32962	53	33065W	423
32381	55	32517	527	33000P	421	33067W	423
32382	55	32521	527	33000W	422	33068W	423
32383	55	32526	527	33002W	422	33079W	423
32384	55	32533	527	33003W	422	33089W	423
32385	55	32535	527	33004B	421	33091B	423
32386	48	32539	527	33004W	422	33091W	423
32387	55	32543	527	33005B	421	33092B	423
32388	55	32545	527	33005W	422	33092W	423
32390	47	32549	527	33006W	422	33093B	423
32391	50	32550	527	33007B	421	33093W	423
32392	53	32551	527	33007W	422	33094W	423
32394**	54	32552	527	33008W	422	33095B	423
32394C	54	32552SS	527	33009W	422	33095P	423
32397	54	32553	527	33010W	422	33095W	423
32397C	54	32554	527	33011W	422	33096B	423
32400	51	32555	527	33012B	421	33096P	423
32401	52	32556	527	33012P	421	33096W	423
32402	52	32557	527	33012W	422	33097B	423
32403	52	32557SS	527	33013B	421	33097W	423
32404	52	32558	527	33013P	421	33098B	423
32405	52	32559	527	33013W	422	33098P	423
32406	52	32559SS	527	33014B	421	33098W	423
32407	52	32561	527	33014P	421	33099P	423
32409	52	32561SS	527	33014W	422	33099W	423
32410	52	32564	527	33015B	421	33300P*	424
32411	52	32564SS	527	33015P	421	33301P*	424
32412	51	32565	527	33015W	422	33301W	424
32413	51	32566	527	33016B	421	33302P*	424
32414	51	32566SS	527	33016P	421	33306W	422
32415	51	32567	527	33016W	422	33308B	422
32416	51	32568	527	33017B	421	33309W	422
32417	51	32568SS	527	33017P	421	33311B	422
32418	51	32570	527	33017W	422	33311P	422
32419	51	32570SS	527	33018B	421	33311W	422
32420	51	32571	527	33018P	421	33312B	422
32425	51	32572	527	33018W	422	33312W	422
32429	51	32573	527	33019W	422	33313B	422
32433	51	32574	527	33020B	421	33313P	422
32434	51	32575	527	33020P	421	33313W	422
32435	51	32575SS	527	33020W	422	33314B	422
32436	51	32576	527	33021B	421	33314P	422
32437	56	32577	527	33021W	422	33314W	422
32438*	56	32577SS	527	33022B	421	33315W	422
32439	56	32578	527	33022P	421	33316B	422
32440*	56	32579	527	33022W	422	33316P	422
32441	49	32580	527	33023B	421	33316W	422
32442	49	32584	527	33023P	421	33320W	422
32443	49	32586	527	33023W	422	33321W	422
32444	49	32588	527	33024B	421	33322W	422
32445	49	32588SS	527	33024P	421	33343W	423
32446	49	32590	527	33024W	422	33344P	423
32447	49	32591	527	33025B	421	33344W	423
32448	49	32592	527	33025P	421	33345W	423
32449	49	32596	527	33025W	422	33347W	423
32450	48	32597	527	33026B	421	33348W	423
32450	188	32608	52	33026W	422	33351W	422
32451	48	32609	52	33028W	422	33380W	422
32451	188	32610	52	33029W	422	33384W	422
32452	48	32725	54	33030W	422	33385B	422
32452	188	32726	54	33032W	422	33385P	422
32453	48	32727	54	33033W	422	33385W	422
32453	188	32742	54	33035W	422	33386W	422
32454	48	32744	54	33038B	422	33389W	423
32454	188	32746	54	33038W	422	33390B	423
32455	48	32747	54	33039B	422	33390W	423
32455	188	32750	54	33039W	422	33391B	423
32456	48	32781	49	33041B	422	33391W	423
32456	188	32782	559	33041W	422	33394B	423
32457	48	32783	559	33042B	422	33394W	423
32457	188	32900	63	33042W	422	33395B	423

IFW SUPPLY

NUMERICAL INDEX

Part#	Page	Part#	Page	Part#	Page	Part#	Page
33395W	423	34122	94	35060CE	243	35250CE	240
33396B	423	34123	94	35061	238	35251	235
33396B	423	34130	95	35061CE	243	35251CE	240
33396W	423	34131	95	35062	237	35252	235
33397W	423	34141	95	35062CE	242	35252CE	240
33398W	423	34143	94	35063	237	35253	235
33399W	423	34160	94	35063CE	242	35253CE	240
33406B	423	34501	59	35063S	237	35254	235
33406W	423	34502	59	35063SCE	242	35254CE	240
33407B	423	34504	59	35064	237	35257	235
33407W	423	34510	59	35064CE	242	35258	235
33408B	423	34532	59	35064S	237	35258CE	240
33408W	423	34533	59	35064SCE	242	35259	235
33409W	423	34534	59	35065	237	35259CE	240
33410B	423	34535	59	35065CE	242	35260	235
33410W	423	34540	59	35065S	237	35260CE	240
33415B	424	34543	59	35065SCE	242	35261	235
33415W	424	34550	59	35073S	239	35261CE	240
33417W	424	34551	59	35073SCE	244	35263	235
33420B	424	34552	59	35074S	239	35263CE	241
33420W	424	34562	59	35074SCE	244	35264CE	241
33422B	424	34562T	59	35076	237	35265CE	241
33422W	424	34563	59	35076CE	242	35268	235
33423B	424	34563T	59	35076S	237	35270	235
33426B	424	34564T	59	35076SCE	242	35271	235
33426W	424	34567	59	35078	237	35272	235
33429B	424	34568	59	35078CE	242	35273	236
33429W	424	34572	59	35079CE	242	35276	236
33430B	424	34574	59	35080S	237	35276CE	241
33430W	424	34587	59	35080SCE	242	35277	236
33431W	424	34588	59	35081	237	35278	236
33432W	424	34591	59	35081CE	242	35278CE	241
33433B	424	34592	59	35081S	237	35279	236
33433W	424	34595	59	35081SCE	242	35280	236
33434B	424	34597	59	35082	237	35280CE	241
33435B	424	34621T	59	35082CE	242	35281	236
33435W	424	34622T	59	35083	237	35281CE	241
33436B	424	34633	59	35083CE	242	35284	236
33436W	424	34635T	59	35085	239	35285	236
33437B	424	34638T	59	35085CE	244	35285CE	241
33437W	424	34650T	59	35086	239	35286	236
33438W	424	34652T	59	35086CE	244	35287	236
33439W	424	35030	238	35090	239	35290	236
33440P	424	35030CE	243	35090CE	244	35290CE	241
33440W	424	35031	238	35091	239	35291	236
33441W	424	35031CE	243	35091CE	244	35291CE	241
33442W	423	35031PB	239	35092	239	35292	236
33448W	424	35032	238	35092CE	244	35292CE	241
33451W	424	35032CE	243	35095	239	35403LF	251
33455W	424	35032PB	239	35095CE	244	35403SS	251
33456W	424	35033	238	35096	239	35404LF	251
33460W	422	35033CE	243	35096CE	244	35404SS	251
33461P	422	35035	238	35132	92	35405LF	251
33461W	422	35035CE	243	35134	92	35405SS	251
33463P	422	35036	238	35135	92	35406LF	251
33463W	422	35036CE	243	35136	92	35406SS	251
33464W	422	35037	238	35142	92	35407LF	251
33470W	423	35037CE	243	35186	92	35407SS	251
33471W	423	35040	238	35210	236	35408LF	251
33480W	423	35040CE	243	35211	236	35408SS	251
33481W	423	35041	238	35212	236	35413LF	251
33482W	423	35041CE	243	35231	235	35413SS	251
34001	95	35043	238	35231CE	240	35414LF	251
34011	95	35043CE	243	35232	235	35414SS	251
34016	95	35044	238	35232CE	240	35415LF	251
34022	95	35044CE	243	35233	235	35415SS	251
34031	95	35046	238	35233CE	240	35416LF	251
34036	95	35046CE	243	35235	235	35416SS	251
34041	95	35047	238	35236	235	35417LF	251
34046	95	35047CE	243	35236CE	240	35417SS	251
34051	95	35048	238	35237	235	35418LF	251
34060	93	35048CE	243	35237CE	240	35418SS	251
34061	93	35049	238	35238	235	35420LF	251
34062	93	35049CE	243	35238CE	240	35420SS	251
34063	93	35050	238	35240	235	36110	182
34064	93	35050CE	243	35241	235	36110SS	182
34065	93	35051	238	35241CE	240	36111	182
34072	93	35051CE	243	35242	236	36112	182
34073	93	35052	238	35243	235	36113	182
34074	93	35052CE	243	35243CE	240	36114	182
34079	94	35053	238	35244	235	36116	182
34080	93	35053CE	243	35244CE	240	36116SS	182
34082	93	35054	238	35246	235	36118	182
34084	93	35054CE	243	35246CE	240	36120	182
34088	93	35057	238	35247	235	36120SS	182
34111	94	35057CE	243	35247CE	240	36121	182
34112	94	35058	238	35248	235	36130	182
34113	94	35058CE	243	35248CE	240	36130SS	182
34114	94	35059	238	35249	235	36132	183
34120	94	35059CE	243	35249CE	240	36140	183
34121	94	35060	238	35250	235	36140SS	183

IFW SUPPLY

NUMERICAL INDEX

Part#	Page	Part#	Page	Part#	Page	Part#	Page
36141	183	38053	167	38153	170	38802	55
36142	183	38054	167	38154	170	38806	55
36144	183	38055	167	38154S	170	38808	55
36146	183	38057	167	38155	170	38810	55
36146SS	183	38059	167	38156	170	38827	55
36147	183	38060	167	38157	170	38828	55
36148	183	38061	167	38158	170	38830	55
36150	183	38062	167	38160	169	38832	55
36150SS	183	38063	167	38161	172	38834	55
36152	183	38064	167	38162	172	38836	55
36160	184	38065	167	38163	172	38860	55
36164	184	38066	167	38164	172	38861	55
36166	184	38067	167	38165	172	38862	55
36166SS	184	38068	167	38166	169	38864	55
36168	184	38069	168	38170	172	38866	55
36170	184	38070	168	38171	172	38868	55
36172	184	38071	168	38172	172	38873	56
36174	184	38072	168	38173	172	38874	56
36176	184	38073	168	38174	172	38910	181
36178	184	38074	168	38179	172	38911	181
36180	185	38075	168	38180	172	38915	181
36182	185	38076	168	38181	172	38916	181
36184	185	38077	168	38182	172	38920	181
36186	185	38078	168	38183	172	38923	181
36188	185	38078S	168	38188	172	38926	181
36200	185	38079	168	38189	172	38927	181
36205	185	38079	237	38190	172	38950	180
36210	185	38080	168	38217	173	38951	180
36212	185	38080	237	38218	173	38951BA	180
36214	185	38080CE	242	38220	173	38952	180
36220	185	38081	168	38221	173	38952BA	180
36264	235	38081S	168	38222	173	38952G	180
36265	235	38082	168	38223	173	38952GA	180
36269	235	38083	168	38224	173	38952O	180
36300	186	38084	168	38225	173	38952OA	180
36301	186	38085	168	38226	173	38952R	180
36304	186	38086	168	38228	173	38952RA	180
36305	186	38087	168	38229	173	38952U	180
36306	186	38088	168	38235	173	38952UA	180
36307	186	38089	168	38236	173	38952Y	180
36311	186	38090	168	38239	173	38953	180
36360	186	38091	168	38240	173	38953BA	180
36362	186	38092	168	38241	173	38954	180
36370	186	38093	168	38243	173	38954BA	180
36371	186	38094	168	38244	173	38960	180
36372	186	38095	168	38245	173	38960B1	180
36374	186	38096	168	38246	173	38960B5	180
36375	186	38101	168	38247	173	38960BA	180
36376	186	38102	168	38300	174	38960G	180
36377	186	38103	168	38301	174	38960GA	180
38000	166	38104	168	38306	174	38960O	180
38001	166	38105	168	38307	174	38960R	180
38002	166	38106	168	38312	174	38960R5	180
38003	166	38107	168	38313	174	38960RA	180
38004	166	38108	168	38318	175	38960U	180
38005	166	38109	168	38319	175	38960U5	180
38009	166	38110	168	38324	176	38960UA	180
38010	166	38111	168	38325	176	38960Y	180
38011	166	38113	169	38326	176	38960YA	180
38012	166	38114	169	38327	176	38965	180
38013	166	38115	169	38328	176	38965B5	180
38014	166	38116	169	38333	176	38965BA	180
38015	175	38117	169	38334	176	38965G	180
38016	175	38118	169	38335	176	38965R	180
38018	166	38119	169	38336	176	38965R5	180
38019	166	38124	169	38337	176	38965RA	180
38020	166	38125	169	38342	176	38965U	180
38021	166	38126	169	38343	176	38965U5	180
38022	166	38127	169	38344	176	38965UA	180
38023	166	38128	169	38345	176	38970	180
38027	166	38129	169	38346	176	38970BA	180
38028	166	38131	169	38351	175	38970G	180
38029	166	38132	169	38352	175	38970GA	180
38030	166	38133	169	38357	175	38970RA	180
38031	166	38134	169	38358	175	38975	180
38035	166	38136	169	38362	175	38975BA	180
38036	166	38137	169	38363	175	38975GA	180
38037	166	38138	169	38364	175	39318	175
38038	166	38139	169	38368	176	39319	175
38039	166	38140	169	38369	176	39357	175
38040	166	38141	169	38370	176	39358	175
38041	166	38142	169	38371	176	39506	177
38042	166	38143	169	38372	176	39507	177
38043	166	38144	169	38711	116	39508	177
38044	167	38146	169	38715	116	39509	178
38045	167	38148	170	38718	116	39510	178
38046	167	38149	170	38732	116	39511	177
38047	167	38150	170	38761	116	39512	177
38048	166	38151	170	38769	116	39515	178
38049	167	38152	170	38770	116	39516	178
38052	167	38152S	170	38800	55	39520	178

IFW SUPPLY

NUMERICAL INDEX

Part#	Page	Part#	Page	Part#	Page	Part#	Page
39521	178	40063	344	40171	347	44127LF	351
39522	178	40064	344	40172	347	44130LF	351
39524	178	40065	344	40174	347	44131	351
39530	178	40066	344	40175	347	44131LF	351
39531	178	40067	344	40176	347	44134	351
39535	179	40068	344	40177	347	44134LF	351
39537	179	40069	344	40178	347	44137	351
39540	179	40070	344	40179	347	44137LF	351
39541	179	40071	344	40180	347	44138LF	351
39542	179	40072	344	40181	347	44142LF	351
39543	179	40073	344	40182	347	44146LF	351
39544	179	40074	344	40183	347	44160	352
39550	179	40075	344	40184	347	44160LF	352
39551	179	40076	344	40185	347	44161	352
39552	179	40079	344	40186	347	44161LF	352
39556	179	40080	345	40187	347	44162	352
39557	179	40081	345	40189	347	44162LF	352
39558	179	40082	345	40193	347	44163	352
39559	179	40083	345	40200	348	44163LF	352
39560	179	40084	345	40201	348	44164	352
39566	179	40085	345	40202	348	44164LF	352
39595	191	40086	345	40203	348	44165	352
39596	191	40087	345	40205	348	44165LF	352
39597	191	40088	345	40206	348	44166	352
39600	191	40089	345	40207	348	44166LF	352
39828	177	40090	345	40209	348	44167	352
39829	177	40091	345	40211	348	44167LF	352
39830	177	40092	345	40213	348	44168	352
39831	177	40093	345	40220	348	44168LF	352
39832	177	40094	345	40222	348	44169	352
39833	177	40095	345	40223	348	44169LF	352
39834	177	40096	345	40229	348	44170	352
39855	181	40097	345	40233	348	44170LF	352
*39856	181	40098	345	40234	348	44180	352
39857	181	40100	345	40245	344	44180LF	352
39870	177	40101	345	40262	345	44181	352
39871	177	40102	345	40273	345	44181LF	352
39874	177	40103	345	40276	347	44182	352
39875	177	40104	345	40280	347	44182LF	352
39877	177	40105	345	41040	349	44183	352
39878	177	40106	345	41041	349	44183LF	352
40001	343	40107	345	41042	349	44184	352
40002	343	40108	345	41043	349	44184LF	352
40003	343	40109	345	41044	349	44185	352
40004	343	40110	345	41045	349	44185LF	352
40005	343	40111	345	41046	349	44186	352
40006	343	40112	345	41047	349	44186LF	352
40007	343	40113	345	41048	349	44187	352
40008	343	40114	345	41049	349	44187LF	352
40009	343	40115	345	41050	349	44188	352
40010	343	40118	345	41054	349	44188LF	352
40011	343	40119	345	41060	349	44189	352
40012	343	40120	346	41061	349	44189LF	352
40013	343	40121	346	41062	349	44190	352
40014	343	40122	346	41063	349	44190LF	352
40015	343	40123	346	41064	349	44200	353
40017	343	40124	346	41065	349	44200LF	353
40020	343	40125	346	41066	349	44201	353
40021	343	40126	346	41067	349	44201LF	353
40022	343	40127	346	41068	349	44202	353
40023	343	40128	346	41069	349	44202LF	353
40024	343	40129	346	41070	349	44203	353
40025	343	40131	346	41072	349	44203LF	353
40026	343	40135	346	41074	349	44204	353
40027	343	40140	346	41076	349	44204LF	353
40028	343	40141	346	44100	351	44205	353
40029	343	40142	346	44100LF	351	44205LF	353
40030	343	40143	346	44101	351	44206	353
40031	343	40144	346	44101LF	351	44206LF	353
40032	343	40145	346	44102	351	44207	353
40034	343	40146	346	44102LF	351	44207LF	353
40035	343	40147	346	44103	351	44208	353
40036	343	40148	346	44103LF	351	44208LF	353
40040	344	40149	346	44104	351	44250	353
40041	344	40151	346	44104LF	351	44250LF	353
40042	344	40153	346	44105	351	44251	353
40043	344	40155	346	44105LF	351	44251LF	353
40044	344	40156	346	44106	351	44252	353
40045	344	40158	346	44106LF	351	44252LF	353
40046	344	40159	346	44107	351	44253	353
40047	344	40160	347	44107LF	351	44253LF	353
40048	344	40161	347	44108	351	44254	353
40049	344	40162	347	44108LF	351	44254LF	353
40050	344	40163	347	44109	351	44255	353
40051	344	40164	347	44109LF	351	44255LF	353
40052	344	40165	347	44110	351	44256	353
40054	344	40166	347	44110LF	351	44256LF	353
40056	344	40167	347	44123LF	351	44257	353
40060	344	40168	347	44124	351	44257LF	353
40061	344	40169	347	44124LF	351	44258	353
40062	344	40170	347	44127	351	44258LF	353

IFW SUPPLY

NUMERICAL INDEX

Part#	Page	Part#	Page	Part#	Page	Part#	Page
44259	353	44435	355	44516*	357	44672	358
44259LF	353	44435LF	355	44516LF	357	44672LF	358
44260	353	44436	355	44517	357	44673	358
44260LF	353	44436LF	355	44517LF	357	44673LF	358
44261LF	353	44437	355	44518	357	44674	358
44268LF	354	44437LF	355	44518LF	357	44674LF	358
44276	354	44438	355	44519	357	44675	358
44276LF	354	44438LF	355	44520	357	44675LF	358
44280	354	44440	355	44521*	357	44676	358
44280LF	354	44440LF	355	44521LF*	357	44676LF	358
44282	354	44441	355	44522*	357	44677	358
44282LF	354	44441LF	355	44522LF*	357	44677LF	358
44283	354	44442	355	44523	357	44678	358
44283LF	354	44442LF	355	44523LF	357	44678LF	358
44286	354	44445	355	44524	357	44701	358
44286LF	354	44445LF	355	44524LF	357	44703	358
44287	354	44446	355	44527*	357	44704	358
44287LF	354	44446LF	355	44527LF	357	44705	358
44288	354	44447	355	44528*	357	44720	359
44288LF	354	44447LF	355	44528LF	357	44721	359
44291	354	44448	355	44529*	357	44722	359
44291LF	354	44448LF	355	44529LF*	357	44723	359
44296	354	44449	355	44530	357	44724	359
44296LF	354	44449LF	355	44530LF	357	44725	359
44297LF	354	44450	355	44531	357	44726	359
44298	354	44450LF	355	44531LF	357	44727	359
44298LF	354	44451	355	44532	357	44728	359
44299	354	44451LF	355	44534	357	44740	359
44301LF	354	44452	355	44534LF	357	44742	359
44303	354	44452LF	355	44535	357	44753	359
44303LF	354	44453	355	44535LF	357	44791LF	359
44306	354	44453LF	355	44537	357	44792LF	359
44306LF	354	44454	355	44537LF	357	44794LF	359
44314LF	354	44454LF	355	44538	357	44795LF	359
44316LF	354	44456	355	44538LF	357	44796LF	359
44318LF	354	44456LF	355	44539	357	44797LF	359
44322LF	354	44462	355	44539LF	357	44798LF	359
44327LF	354	44462LF	355	44543	357	44840LF	352
44328LF	354	44463LF	355	44543LF	357	44841LF	352
44330LF	354	44470	356	44600	356	44842LF	352
44336LF	354	44470LF	356	44600LF	356	44843LF	352
44351LF	354	44471	356	44601	356	44844LF	352
44391	353	44471LF	356	44601LF	356	44845LF	352
44391LF	353	44472	356	44602	356	45102	366
44392	353	44472LF	356	44602LF	356	45102LF	366
44392LF	353	44473	356	44603	356	45103	366
44393	353	44473LF	356	44603LF	356	45103LF	366
44393LF	353	44474	356	44604	356	45104	366
44394	353	44474LF	356	44604LF	356	45104LF	366
44394LF	353	44475	356	44605	356	45105	366
44395	353	44475LF	356	44605LF	356	45105LF	366
44395LF	353	44476	356	44606	356	45162	366
44396	353	44476LF	356	44606LF	356	45163	366
44396LF	353	44477	356	44607	356	45164	366
44397	353	44477LF	356	44607LF	356	45165	366
44397LF	353	44478	356	44608	356	45412	366
44398	353	44478LF	356	44608LF	356	45412LF	366
44398LF	353	44479LF	356	44609	356	45413	366
44410	355	44480	356	44609LF	356	45413LF	366
44410LF	355	44480LF	356	44610	356	45414	366
44411	355	44500	357	44610LF	356	45435	366
44411LF	355	44500LF	357	44633	358	45473	366
44412	355	44501	357	44634	358	45652	366
44412LF	355	44501LF	357	44634LF	358	45653	366
44413	355	44502	357	44635	358	46002	194
44413LF	355	44502LF	357	44636	358	46003	194
44414	355	44503	357	44637	358	46011	194
44414LF	355	44503LF	357	44638	358	46012	194
44415	355	44504	357	44650*	358	46013	194
44415LF	355	44504LF	357	44650LF	358	46020	194
44416	355	44505	357	44651*	358	46021	194
44416LF	355	44505LF	357	44651LF	358	46022	194
44417	355	44506	357	44652*	358	46023	194
44417LF	355	44506LF	357	44652LF	358	46028	194
44418	355	44507	357	44653	358	46029	194
44418LF	355	44507LF	357	44653LF	358	46036	195
44419	355	44508	357	44654	358	46040	195
44419LF	355	44508LF	357	44654LF	358	46045	195
44420	355	44509	357	44655	358	46046	195
44420LF	355	44509LF	357	44655LF	358	46048	195
44421LF	355	44510*	357	44656	358	46050	195
44430	355	44510LF*	357	44656LF	358	46051	195
44430LF	355	44511*	357	44657	358	46055*	195
44431	355	44511LF	357	44657LF	358	46056	195
44431LF	355	44512	357	44658	358	46060	195
44432	355	44512LF	357	44658LF	358	46061	195
44432LF	355	44513	357	44660	358	46064	191
44433	355	44513LF	357	44670	358	46066	191
44433LF	355	44514	357	44670LF	358	46067	191
44434	355	44514LF	357	44671	358	46069	191
44434LF	355	44515	357	44671LF	358	46070	191

IFW SUPPLY

NUMERICAL INDEX

Part#	Page	Part#	Page	Part#	Page	Part#	Page
46071	191	46562	201	46988	198	48125	371
46072	191	46563	201	46989	198	48126	371
46073	191	46564	201	48001	368	48127	371
46074	192	46565	201	48002	368	48128	371
46075	192	46566	201	48003	368	48129	371
46076	192	46567	201	48004	368	48131	371
46077	192	46568	201	48005	368	48135	371
46078	192	46570	201	48006	368	48140	371
46079	192	46571	201	48007	368	48141	371
46080	192	46572	201	48008	368	48142	371
46081	192	46573	201	48009	368	48143	371
46082	192	46575	201	48010	368	48144	371
46083	192	46576	201	48011	368	48145	371
46084*	192	46577	201	48015	368	48146	371
46085	192	46578	201	48020	368	48147	371
46086	192	46600	562	48021	368	48148	371
46087	192	46607	562	48022	368	48149	371
46088	192	46615	561	48023	368	48151	371
46089	192	46620	559	48024	368	48152	371
46089A	192	46621	559	48025	368	48153	371
46090HLF	232	46622	559	48026	368	48155	371
46130	193	46630	559	48027	368	48160	372
46131	193	46631	559	48028	368	48161	372
46140	193	46650	200	48029	368	48162	372
46141	193	46651	200	48030	368	48163	372
46142	193	46652	200	48032	368	48164	372
46151	193	46653	200	48034	368	48165	372
46152	193	46660	200	48036	368	48166	372
46153	193	46661	200	48040	369	48167	372
46160	193	46662	200	48041	369	48168	372
46161	193	46670	200	48042	369	48170	372
46161T*	193	46681	200	48043	369	48172	372
46162	193	46682	200	48044	369	48174	372
46165	193	46830	199	48045	369	48180	372
46166	193	46832	199	48046	369	48187	372
46167	193	46833	199	48047	369	48200	372
46200	201	46878	199	48048	369	48201	372
46201	201	46900	199	48049	369	48203	372
46202	201	46903	199	48050	369	48205	372
46241	197	46903I	287	48052	369	48207	372
46244	197	46903SS	305	48054	369	48213	372
46247	197	46904I	287	48060	369	48220	372
46248	197	46904SS	305	48061	369	48223	372
46250	197	46905SS	305	48062	369	48227	372
46251	197	46910	199	48063	369	48229	372
46252	197	46912	199	48064	369	49001	368
46255	197	46912SS	305	48065	369	49002	368
46256	197	46913SS	305	48066	369	49003	368
46270	259	46920	199	48067	369	49004	368
46277	259	46922	199	48068	369	49005	368
46401	196	46922A	199	48069	369	49006	368
46401M	196	46922I	287	48070	369	49007	368
46402	196	46922SS	305	48071	369	49008	368
46406M	196	46923	199	48072	369	49009	368
46411M	196	46923I	287	48073	369	49010	368
46429M	196	46923SS	305	48074	369	49011	368
46440	199	46924	199	48075	369	49017	368
46443	199	46924I	287	48076	369	49020	368
46450	196	46924SS	305	48080	370	49021	368
46451	196	46930	289	48081	370	49022	368
46455	196	46930SS	304	48082	370	49023	368
46456	196	46930T	289	48083	370	49024	368
46457	196	46931	289	48084	370	49025	368
46465	196	46931SS	304	48085	370	49026	368
46466	196	46931T	289	48086	370	49027	368
46467	196	46932	289	48087	370	49028	368
46475	196	46932SS	304	48088	370	49029	368
46476	196	46932T	289	48089	370	49030	368
46485	196	46933	289	48090	370	49032	368
46500	201	46933SS	304	48092	370	49033	368
46505	201	46933T	289	48094	370	49034	368
46510	201	46934	288	48096	370	49035	368
46511	201	46934L	288	48100	370	49036	368
46512	201	46934LT	288	48101	370	49040	369
46513	201	46934SS	304	48102	370	49041	369
46514	201	46935	288	48103	370	49042	369
46517	201	46935L	288	48104	370	49043	369
46520	198	46935LT	288	48105	370	49044	369
46521	198	46935SS	304	48106	370	49045	369
46522	198	46936	288	48107	370	49046	369
46523	198	46936L	288	48108	370	49047	369
46524	198	46936LT	288	48109	370	49048	369
46529	198	46936SS	304	48110	370	49049	369
46530	198	46937	288	48111	370	49050	369
46531	198	46937L	288	48113	370	49052	369
46532	198	46937SS	304	48115	370	49054	369
46533	198	46951	199	48120	371	49060	369
46540	44	46956	199	48121	371	49061	369
46541	44	46980	199	48122	371	49062	369
46560	201	46981	199	48123	371	49063	369
46561	201	46987	198	48124	371	49064	369

IFW SUPPLY

NUMERICAL INDEX

Part#	Page	Part#	Page	Part#	Page	Part#	Page
49065	369	54046	587	55179	432	56092	384
49066	369	54048	587	55200	432	56093	384
49067	369	55002	589	55201	432	56094	384
49068	369	55004	589	55203	432	56095	384
49069	369	55006	589	55205	432	56096	384
49070	369	55008	589	55207	432	56100	385
49076	369	55018	590	55209	432	56101	385
49080	370	55022	590	55211	432	56102	385
49081	370	55024	590	55213	432	56103	385
49082	370	55026	590	55241	431	56104	385
49083	370	55032	590	55292	432	56105	385
49084	370	55034	590	56001	382	56106	385
49085	370	55036	590	56002	382	56107	385
49086	370	55038	590	56003	382	56108	385
49087	370	55042	591	56004	382	56109	385
49088	370	55044	591	56005	382	56110	385
49089	370	55046	591	56006	382	56111	385
49090	370	55048	591	56007	382	56112	385
49091	370	55052	591	56008	382	56113	385
49092	370	55054	591	56009	382	56114	385
49094	370	55056	591	56010	382	56115	385
49096	370	55058	591	56011	382	56120	386
49100	370	55060	431	56012	382	56121	386
49101	370	55061	431	56013	382	56122	386
49102	370	55062	431	56014	382	56123	386
49103	370	55063	431	56015	382	56124	386
49104	370	55064	431	56017	382	56125	386
49105	370	55065	431	56020	382	56126	386
49106	370	55066	431	56021	382	56127	386
49107	370	55067	431	56022	382	56128	386
49108	370	55068	431	56023	382	56129	386
49109	370	55069	431	56024	382	56130	386
49111	370	55070	431	56025	382	56131	386
49113	370	55072	431	56026	382	56132	386
49115	370	55074	431	56027	382	56133	386
49120	371	55075	431	56028	382	56134	386
49121	371	55076	431	56029	382	56135	386
49122	371	55080	431	56030	382	56140	386
49123	371	55081	431	56031	382	56141	386
49124	371	55082	431	56032	382	56142	386
49125	371	55083	431	56033	382	56143	386
49126	371	55084	431	56034	382	56144	386
49127	371	55085	431	56035	382	56145	386
49128	371	55086	431	56036	382	56146	386
49129	371	55087	431	56038	382	56147	386
49140	371	55088	431	56040	383	56148	386
49141	371	55089	431	56041	383	56149	386
49142	371	55090	431	56042	383	56150	386
49143	371	55092	431	56043	383	56151	386
49144	371	55093	431	56044	383	56152	386
49145	371	55096	431	56045	383	56153	386
49146	371	55097	431	56046	383	56154	386
49147	371	55098	431	56047	383	56155	386
49148	371	55099	431	56048	383	56160	387
49149	371	55120	431	56049	383	56161	387
49160	372	55121	431	56050	383	56162	387
49161	372	55122	431	56051	383	56163	387
49162	372	55123	431	56052	383	56164	387
49163	372	55124	431	56054	383	56165	387
49164	372	55125	431	56055	383	56166	387
49165	372	55126	431	56056	383	56167	387
49166	372	55127	431	56058	592	56168	387
49167	372	55128	431	56060	383	56169	387
49168	372	55129	431	56061	383	56170	387
49170	372	55131	431	56062	383	56171	387
49174	372	55132	431	56063	383	56172	387
49200	372	55140	432	56064	383	56173	387
49201	372	55141	432	56065	383	56174	387
49203	372	55142	432	56066	383	56180	387
49207	372	55143	432	56067	383	56181	387
49213	372	55144	432	56068	383	56182	387
49220	372	55145	432	56069	383	56183	387
49223	372	55146	432	56070	383	56184	387
49234	372	55147	432	56071	383	56185	387
49236	372	55148	432	56072	383	56186	387
50001	92	55149	432	56073	383	56187	387
50002	587	55150	432	56074	383	56188	387
50004	587	55151	432	56075	383	56189	387
50008	587	55160	432	56076	383	56190	387
50011	92	55161	432	56080	384	56191	387
50016	68	55162	432	56081	384	56192	387
53725-0604	424	55163	432	56082	384	56193	387
53725-1008	424	55164	432	56083	384	56220	388
53746-0812	425	55165	432	56084	384	56221	388
53746-1012	425	55166	432	56085	384	56223	388
53746-1212	425	55167	432	56086	384	56224	388
53748-0812	425	55168	432	56087	384	56225	388
53748-1012	425	55170	432	56088	384	56226	388
53748-1212	425	55174	432	56089	384	56227	388
54042	587	55175	432	56090	384	56228	388
54044	587	55176	432	56091	384	56229	388

IFW SUPPLY

NUMERICAL INDEX

Part#	Page	Part#	Page	Part#	Page	Part#	Page
56240	383	57043	383	57151	386	57253	384
56241	383	57044	383	57152	386	57255	384
56242	383	57045	383	57153	386	57256	384
56243	383	57046	383	57154	386	57257	384
56245	383	57047	383	57155	386	57260	385
56246	383	57048	383	57160	387	57261	385
56247	383	57049	383	57161	387	57262	385
56250	384	57050	383	57162	387	57263	385
56251	384	57051	383	57162GBS	398	57265	385
56252	384	57052	383	57162TB	399	57266	385
56253	384	57053	383	57162TV	398	57267	385
56255	384	57054	383	57162V	399	57270	386
56256	384	57055	383	57163	387	57271	386
56257	384	57056	383	57164	387	57272	386
56260	385	57060	383	57164TV	398	57273	386
56261	385	57061	383	57164V	399	57275	386
56262	385	57062	383	57165	387	57276	386
56263	385	57063	383	57166	387	57280	386
56265	385	57064	383	57167	387	57281	386
56266	385	57065	383	57168	387	57282	386
56267	385	57066	383	57168TV	398	57283	386
56270	386	57067	383	57168V	399	57285	386
56271	386	57068	383	57169	387	57286	386
56272	386	57069	383	57170	387	57287	386
56273	386	57070	383	57170TV	398	57290	387
56275	386	57071	383	57170V	399	57291	387
56276	386	57072	383	57171	387	57292	387
56280	386	57073	383	57172	387	57293	387
56281	386	57074	383	57172TV	398	57295	387
56282	386	57075	383	57172V	399	57296	387
56283	386	57076	383	57173	387	57297	387
56285	386	57080	384	57174	387	57300	389
56286	386	57081	384	57174TV	398	57301	389
56290	387	57082	384	57174V	399	57304	389
56291	387	57083	384	57180	387	57305	389
56292	387	57084	384	57181	387	57306	389
56293	387	57085	384	57182	387	57308	389
56295	387	57086	384	57183	387	57320	389
56296	387	57087	384	57184	387	57322	389
56297	387	57088	384	57185	387	57324	389
56300	389	57089	384	57186	387	57326	389
56301	389	57090	384	57187	387	57328	389
56330	388	57091	384	57188	387	57330	388
56331	388	57092	384	57189	387	57331	388
56332	388	57093	384	57190	387	57332	388
56340	388	57094	384	57191	387	57332TV	398
56341	388	57095	384	57192	387	57332V	399
56342	388	57096	384	57193	387	57400GBS	398
56343	388	57100	385	57201GBS	398	57430	383
56344	388	57101	385	57201TB	399	57431	383
56346	388	57102	385	57201TV	398	57500GBS	398
56347	388	57103	385	57201V	399	57600GBS	398
56430	383	57104	385	57203TV	398	59001SMLS	391
56526	592	57105	385	57203V	399	59002SMLS	391
56528	592	57106	385	57207TV	398	59003SMLS	391
57001	382	57107	385	57207V	399	59004SMLS	391
57002	382	57108	385	57209TV	398	59005SMLS	391
57003	382	57109	385	57209V	399	59006SMLS	391
57004	382	57110	385	57211TV	398	59007SMLS	391
57005	382	57111	385	57211V	399	59008SMLS	391
57006	382	57112	385	57213TV	398	59009SMLS	391
57007	382	57113	385	57213V	399	59010SMLS	391
57008	382	57114	385	57220	388	59011SMLS	391
57009	382	57115	385	57221TB	399	59020SMLS	391
57010	382	57120	386	57222GBS	398	59021SMLS	391
57011	382	57121	386	57222TV	398	59022SMLS	391
57012	382	57122	386	57223	388	59023SMLS	391
57013	382	57123	386	57223TV	398	59024SMLS	391
57014	382	57124	386	57223V	399	59025SMLS	391
57015	382	57125	386	57224	388	59026SMLS	391
57017	382	57126	386	57225	388	59027SMLS	391
57020	382	57127	386	57226	388	59028SMLS	391
57021	382	57128	386	57227	388	59029SMLS	391
57022	382	57129	386	57227TV	398	59030SMLS	391
57023	382	57130	386	57227V	399	59032SMLS	391
57024	382	57131	386	57228	388	59034SMLS	391
57025	382	57132	386	57228TV	398	59036SMLS	391
57026	382	57133	386	57228V	399	59040SMLS	392
57027	382	57134	386	57229	388	59041SMLS	392
57028	382	57135	386	57229TV	398	59042SMLS	392
57029	382	57140	386	57229V	399	59043SMLS	392
57030	382	57141	386	57240	383	59044SMLS	392
57031	382	57142	386	57241	383	59045SMLS	392
57032	382	57143	386	57242	383	59046SMLS	392
57033	382	57144	386	57243	383	59047SMLS	392
57034	382	57145	386	57245	383	59048SMLS	392
57035	382	57146	386	57246	383	59049SMLS	392
57036	382	57147	386	57247	383	59050SMLS	392
57040	383	57148	386	57250	384	59056SMLS	392
57041	383	57149	386	57251	384	59060SMLS	392
57042	383	57150	386	57252	384	59060SMLSXX	397

IFW SUPPLY

NUMERICAL INDEX

Part#	Page	Part#	Page	Part#	Page	Part#	Page
59061SMLS	392	59162SMLS	395	59231V	399	62410B	376
59062SMLS	392	59162SMLSXX	397	59300SMLS	396	62411	376
59062SMLSXX	397	59162TV	398	59301SMLS	396	62411B	376
59063SMLS	392	59162V	399	59305SMLS	396	62412	376
59064SMLS	392	59163SMLS	395	59308SMLS	396	62412B	376
59064SMLSXX	397	59163SMLSXX	397	59320SMLS	396	62413	376
59065SMLS	392	59164SMLS	395	59322SMLS	396	62413B	376
59066SMLS	392	59164SMLSXX	397	59324SMLS	396	62414	376
59066SMLSXX	397	59164TV	398	59328SMLS	396	62414B	376
59067SMLS	392	59164V	399	61050	612	62415	376
59068SMLS	392	59165SMLS	395	61052	612	62415B	376
59069SMLS	392	59166SMLS	395	61053	612	62416	376
59070SMLS	392	59166SMLSXX	397	61054	612	62416B	376
59070SMLSXX	397	59167SMLS	395	61055	612	62417	376
59071SMLS	392	59168SMLS	395	61150	612	62417B	376
59072SMLS	392	59168SMLSXX	397	61152	612	62418	376
59074SMLS	392	59168TV	398	61153	612	62418B	376
59076SMLS	392	59168V	399	61154	612	62419	376
59080SMLS	393	59169SMLS	395	61155	612	62420	376
59080SMLSXX	397	59170SMLS	395	61451	448	62420B	376
59081SMLS	393	59170SMLSXX	397	61452	448	62421	376
59082SMLS	393	59170TV	398	61453	448	62428	376
59082SMLSXX	397	59170V	399	61455	448	62430	376
59083SMLS	393	59171SMLS	395	61457	448	62431	376
59084SMLS	393	59172SMLS	395	61775	400	62432	376
59085SMLS	393	59172SMLSXX	397	61776	400	62433	376
59086SMLS	393	59172TV	398	61777	400	62434	376
59086SMLSXX	397	59172V	399	61778	400	62435	376
59087SMLS	393	59173SMLS	395	62075	377	62436	376
59088SMLS	393	59174SMLS	395	62076	377	62437	376
59089SMLS	393	59174SMLSXX	397	62077	377	62438	376
59090SMLS	393	59174TV	398	62078	377	62440	376
59090SMLSXX	397	59174V	399	62079	377	62441	376
59091SMLS	393	59180SMLS	395	62080	377	62442	376
59092SMLS	393	59181SMLS	395	62100	374	62445	376
59094SMLS	393	59182SMLS	395	62101	374	62446	376
59096SMLS	393	59183SMLS	395	62102	374	62447	376
59100SMLS	393	59184SMLS	395	62103	374	62448	376
59100SMLSXX	397	59185SMLS	395	62104	374	62449	376
59101SMLS	393	59186SMLS	395	62105	374	62450	376
59101SMLSXX	397	59187SMLS	395	62106	374	62451	376
59102SMLS	393	59188SMLS	395	62107	374	62452	376
59103SMLS	393	59189SMLS	395	62108	374	62453	376
59103SMLSXX	397	59190SMLS	395	62109	374	62454	376
59104SMLS	393	59191SMLS	395	62110	374	62455	376
59105SMLS	393	59192SMLS	395	62112	374	62456	376
59105SMLSXX	397	59193SMLS	395	62160	374	62457	376
59106SMLS	393	59197SMLS	395	62161	374	62458	376
59107SMLS	393	59200SMLS	396	62162	374	62459	376
59108SMLS	393	59201SMLS	396	62163	374	62462	376
59109SMLS	393	59201TV	398	62164	374	62470	377
59109SMLSXX	397	59201V	399	62165	374	62471	377
59110SMLS	393	59202SMLS	396	62166	374	62472	377
59111SMLS	393	59203SMLS	396	62167	374	62473	377
59112SMLS	393	59203TV	398	62168	374	62474	377
59113SMLS	393	59203V	399	62169	374	62475	377
59115SMLS	393	59204SMLS	396	62170	374	62476	377
59120SMLS	394	59205SMLS	396	62171	374	62477	377
59121SMLS	394	59206SMLS	396	62180	374	62478	377
59122SMLS	394	59207SMLS	396	62181	374	62480	377
59123SMLS	394	59207TV	398	62182	374	62481	377
59124SMLS	394	59207V	399	62183	374	62500	378
59125SMLS	394	59209SMLS	396	62184	374	62501	378
59126SMLS	394	59209TV	398	62185	374	62502	378
59127SMLS	394	59209V	399	62186	374	62503	378
59128SMLS	394	59211SMLS	396	62187	374	62504	378
59129SMLS	394	59211TV	398	62188	374	62505	378
59130SMLS	394	59211V	399	62189	374	62506	378
59131SMLS	394	59212SMLS	396	62190	374	62507	378
59132SMLS	394	59213SMLS	396	62191	374	62508	378
59133SMLS	394	59213TV	398	62250	375	62509	378
59134SMLS	394	59213V	399	62251	375	62510	378
59135SMLS	394	59220SMLS	396	62252	375	62511	378
59140SMLS	394	59221SMLS	396	62253	375	62512	378
59141SMLS	394	59221TV	398	62254	375	62513	378
59142SMLS	394	59221V	399	62255	375	62515	378
59143SMLS	394	59222TV	398	62256	375	62516	378
59144SMLS	394	59223SMLS	396	62257	375	62517	378
59145SMLS	394	59224SMLS	396	62258	375	62518	378
59146SMLS	394	59225SMLS	396	62259	375	62521	378
59147SMLS	394	59225TV	398	62260	375	62522	378
59148SMLS	394	59225V	399	62261	375	62524	378
59149SMLS	394	59227SMLS	396	62391	375	62527	378
59150SMLS	394	59227TV	398	62392	375	62528	378
59151SMLS	394	59227V	399	62393	375	62529	378
59153SMLS	394	59228SMLS	396	62394	375	62530	378
59155SMLS	394	59229SMLS	396	62395	375	62531	378
59160SMLS	395	59229TV	398	62396	375	62532	378
59160SMLSXX	397	59229V	399	62397	375	62534	378
59161SMLS	395	59231SMLS	396	62398	375	62535	378
59161SMLSXX	397	59231TV	398	62410	376	62537	378

IFW SUPPLY

NUMERICAL INDEX

Part#	Page	Part#	Page	Part#	Page	Part#	Page
62538	378	63161	374	63459	376	63725	375
62539	378	63162	374	63470	377	63726	375
62541	378	63163	374	63471	377	63727	375
62543	378	63164	374	63472	377	63728	375
62550	378	63165	374	63473	377	63740	375
62557	378	63166	374	63474	377	63741	375
62559	378	63167	374	63475	377	63742	375
62600	377	63168	374	63476	377	63744	375
62601	377	63169	374	63477	377	63745	375
62602	377	63170	374	63478	377	63748	375
62603	377	63171	374	63480	377	63749	375
62604	377	63180	374	63500	378	63760	380
62605	377	63181	374	63501	378	63761	380
62606	377	63182	374	63502	378	63762	380
62607	377	63183	374	63504	378	63763	380
62608	377	63184	374	63505	378	63764	380
62609	377	63185	374	63506	378	63765	380
62610	377	63186	374	63507	378	63771	377
62630	379	63187	374	63508	378	63772	377
62631	379	63188	374	63509	378	63773	377
62632	379	63189	374	63510	378	63774	377
62633	379	63190	374	63511	378	63775	377
62634	379	63192	374	63512	378	63776	377
62635	379	63214	378	63513	378	63777	377
62636	379	63215	378	63515	378	63778	377
62637	379	63216	378	63516	378	64002	593
62638	379	63217	378	63517	378	64003	593
62640	379	63218	378	63518	378	64004	593
62653	379	63250	375	63521	378	64005	593
62654	379	63251	375	63522	378	64006	593
62655	379	63252	375	63523	378	64008	593
62656	379	63253	375	63524	378	64100	403
62657	379	63254	375	63526	378	64101	403
62658	379	63255	375	63527	378	64102	403
62659	379	63256	375	63528	378	64103	403
62660	379	63257	375	63529	378	64104	403
62670	379	63258	375	63530	378	64105	403
62671	379	63260	375	63531	378	64106	403
62672	379	63261	375	63534	378	64107	403
62700	379	63390	375	63535	378	64108	403
62701	379	63391	375	63537	378	64109	403
62702	379	63392	375	63538	378	64110	403
62703	379	63393	375	63539	378	64112	403
62704	379	63394	375	63541	378	64114	403
62705	379	63395	375	63543	378	64122	403
62706	379	63396	375	63550	378	64123	403
62707	379	63397	375	63600	377	64124	403
62720	375	63398	375	63601	377	64126	403
62721	375	63410	376	63602	377	64127	403
62722	375	63410B	376	63603	377	64128	403
62723	375	63411	376	63604	377	64130	403
62724	375	63411B	376	63605	377	64131	403
62725	375	63412	376	63606	377	64133	403
62726	375	63412B	376	63607	377	64134	403
62727	375	63413	376	63608	377	64136	403
62728	375	63413B	376	63630	379	64137	403
62740	375	63414	376	63631	379	64138	403
62741	375	63414B	376	63632	379	64139	403
62742	375	63415	376	63633	379	64140	403
62744	375	63415B	376	63634	379	64141	403
62745	375	63416	376	63635	379	64142	403
62748	375	63416B	376	63636	379	64145	403
62749	375	63417	376	63637	379	64150	403
62770	377	63417B	376	63638	379	64160	403
62771	377	63418	376	63641	379	64161	403
62772	377	63418B	376	63643	379	64162	403
62773	377	63420	376	63653	379	64163	403
62774	377	63421	376	63654	379	64164	403
62775	377	63430	376	63655	379	64165	403
62776	377	63431	376	63656	379	64166	403
62777	377	63432	376	63657	379	64167	403
62778	377	63433	376	63658	379	64168	403
62779	377	63434	376	63660	380	64169	403
63075	377	63435	376	63661	380	64170	403
63076	377	63436	376	63662	380	64171	403
63077	377	63437	376	63663	380	64180	404
63078	377	63438	376	63664	380	64181	404
63079	377	63440	376	63665	380	64182	404
63080	377	63441	376	63670	379	64183	404
63100	374	63442	376	63671	379	64184	404
63101	374	63445	376	63672	379	64185	404
63102	374	63446	376	63680	380	64186	404
63103	374	63447	376	63681	380	64187	404
63104	374	63448	376	63682	380	64188	404
63105	374	63449	376	63683	380	64189	404
63106	374	63450	376	63684	380	64190	404
63107	374	63452	376	63720	375	64191	404
63108	374	63453	376	63721	375	64192	404
63110	374	63454	376	63722	375	64200	404
63112	374	63455	376	63723	375	64201	404
63160	374	63456	376	63724	375	64202	404
						64203	404

IFW SUPPLY

NUMERICAL INDEX

Part#	Page	Part#	Page	Part#	Page	Part#	Page
64204	404	64417	407	64534	408	65110	403
64205	404	64418	407	64535	408	65112	403
64206	404	64419	407	64537*	408	65113	403
64207	404	64420	407	64538	408	65114	403
64208	404	64421	407	64539	408	65115	403
64209	404	64422	407	64540	408	65122	403
64210	404	64429	407	64541*	408	65123	403
64211	404	64430	407	64542*	408	65124	403
64250	405	64431	407	64543	408	65126	403
64251	405	64432	407	64545*	408	65127	403
64252	405	64433	407	64546*	408	65130	403
64253	405	64434	407	64547*	408	65131	403
64254	405	64435	407	64549	408	65133	403
64255	405	64436	407	64549*	408	65134	403
64256	405	64437	407	64550	408	65136	403
64257	405	64438	407	64553*	408	65137	403
64258	405	64439	407	64557	408	65138	403
64259	405	64440	407	64583	410	65139	403
64260	405	64441	407	64584	410	65140	403
64261	405	64442	407	64585	410	65141	403
64262	405	64443	407	64600	409	65142	403
64268	405	64444	407	64601	409	65145	403
64269	405	64445	407	64602	409	65146	403
64273	405	64446	407	64603	409	65150	403
64276	405	64447	407	64604	409	65151	403
64279	405	64448	407	64605	409	65160	403
64280	405	64449	407	64606	409	65161	403
64282	405	64450	407	64607	409	65162	403
64283	405	64451	407	64608	409	65163	403
64286	405	64452	407	64609	409	65164	403
64287	406	64453	407	64610	409	65165	403
64288	406	64454	407	64611	409	65166	403
64289	405	64456	407	64651	409	65167	403
64291	405	64457	407	64652	409	65168	403
64292	406	64458	407	64653	409	65169	403
64293	406	64459	407	64654	409	65170	403
64294	406	64460	407	64655	409	65171	403
64296	406	64461	407	64656	409	65180	404
64297	406	64462	407	64657	409	65181	404
64298	405	64463	407	64658	409	65182	404
64299	405	64464	407	64659	409	65183	404
64300	405	64465	407	64660	409	65184	404
64301	405	64466	407	64661	409	65185	404
64303	405	64470	409	64662	409	65186	404
64305	406	64471	409	64690	411	65187	404
64306	405	64472	409	64692	411	65188	404
64309	406	64473	409	64693	411	65189	404
64310	406	64474	409	64694	411	65190	404
64314	406	64475	409	64695	411	65191	404
64316	405	64476	409	64696	411	65192	404
64317	405	64477	409	64697	411	65200	404
64318	405	64478	409	64703	410	65201	404
64319	405	64479	409	64704	410	65202	404
64322	405	64480	409	64705	410	65203	404
64325	406	64481	409	64706	410	65204	404
64327	405	64482	409	64707	410	65205	404
64328	405	64486	407	64708	410	65206	404
64330	405	64500	408	64721	405	65207	404
64334	405	64501	408	64729	405	65208	404
64336	405	64502	408	64770	400	65209	404
64342	405	64503	408	64771	400	65210	404
64344	405	64504	408	64772	400	65211	404
64347	406	64505	408	64773	400	65250	405
64348	406	64506	408	64774	400	65251	405
64351	405	64507	408	64775	400	65252	405
64363	406	64508	408	64776	400	65253	405
64364	406	64509	408	64777	400	65254	405
64372	406	64510*	408	64778	400	65255	405
64375	406	64511*	408	64779	400	65256	405
64377	406	64512	408	64780	400	65257	405
64383	406	64513	408	64781	400	65258	405
64384	406	64514	408	64963	410	65259	405
64385	406	64515	408	64964	410	65260	405
64386	406	64516*	408	64966	410	65261	405
64390	404	64517	408	64968	410	65262	405
64391	404	64518	408	65004	596	65267	406
64392	404	64519*	408	65006	596	65268	405
64393	404	64520*	408	65008	596	65269	405
64394	404	64521*	408	65024	596	65273	405
64395	404	64522*	408	65026	596	65276	405
64396	404	64523	408	65028	596	65279	405
64397	404	64524	408	65100	403	65280	405
64398	404	64525*	408	65101	403	65281	406
64400	404	64526*	408	65102	403	65282	405
64410	407	64527*	408	65103	403	65283	405
64411	407	64528*	408	65104	403	65286	405
64412	407	64529*	408	65105	403	65287	406
64413	407	64530	408	65106	403	65288	406
64414	407	64531	408	65107	403	65289	405
64415	407	64532*	408	65108	403	65291	405
64416	407	64533*	408	65109	403	65292	406

IFW SUPPLY

NUMERICAL INDEX

Part#	Page	Part#	Page	Part#	Page	Part#	Page
65293	406	65435	407	65534	408	65780API	401
65294	406	65436	407	65535	408	65781	400
65295	406	65437	407	65537*	408	65781API	401
65296	406	65438	407	65538	408	65781H	400
65297	406	65439	407	65539	408	65782	400
65298	405	65440	407	65540	408	65783	400
65299	405	65441	407	65540DT	411	65783API	401
65300	405	65442	407	65541*	408	65784API	401
65301	405	65443	407	65541DT	411	65963	410
65302	406	65444	407	65542*	408	65964	410
65303	405	65445	407	65543	408	65965	410
65305	406	65446	407	65543DT	411	65966	410
65306	405	65447	407	65544	408	65967	410
65309	406	65448	407	65545*	408	65968	410
65310	406	65449	407	65546*	408	65970	410
65311	406	65450	407	65547*	408	65971	410
65312	406	65451	407	65549*	408	66000	455
65313	406	65452	407	65550	408	66015	448
65314	406	65453	407	65552	408	66024	598
65316	405	65454	407	65553*	408	66025	598
65317	405	65455	407	65555	408	66026	598
65318	405	65456	407	65557	408	66028	598
65319	405	65457	407	65558	408	66470	412
65320	406	65458	407	65559	408	66471	412
65321	406	65459	407	65573	410	66472	412
65322	405	65460	407	65574	410	66473	412
65323	406	65461	407	65575	410	66474	412
65325	406	65462	407	65576	410	66475	412
65326	406	65463	407	65583	410	66476	412
65327	405	65464	407	65584	410	66477	412
65328	405	65465	407	65600	409	66478	412
65330	405	65466	407	65601	409	66500	412
65331	406	65468	407	65602	409	66501	412
65332	406	65470	409	65603	409	66502	412
65334	405	65471	409	65604	409	66503	412
65335	406	65472	409	65605	409	66504	412
65336	405	65473	409	65606	409	66505	412
65339	406	65474	409	65607	409	66506	412
65342	405	65475	409	65608	409	66507	412
65343	405	65476	409	65609	409	66508	412
65344	405	65477	409	65610	409	66509	412
65347	406	65478	409	65611	409	66510	412
65348	406	65479	409	65650	409	66511	412
65349	406	65480	409	65651	409	66512	412
65350	406	65481	409	65652	409	66513	412
65351	405	65482	409	65653	409	66630	413
65357	405	65486	407	65654	409	66631	413
65359	405	65491	407	65655	409	66632	413
65363	406	65500	408	65656	409	66633	413
65364	406	65501	408	65657	409	66634	413
65365	406	65502	408	65658	409	66635	413
65372	406	65503	408	65659	409	66636	413
65375	406	65504	408	65660	409	66637	413
65377	406	65505	408	65661	409	66653	413
65383	406	65506	408	65662	409	66654	413
65384	406	65507	408	65664	409	66655	413
65385	406	65508	408	65690	411	66656	413
65386	406	65509	408	65692	411	66657	413
65387	406	65510*	408	65693	411	66658	413
65388	406	65511*	408	65694	411	66670	412
65390	404	65512	408	65695	411	66671	413
65391	404	65512DT	411	65696	411	66672	413
65392	404	65513	408	65697	411	66705	412
65393	404	65514*	408	65703	410	66709	412
65394	404	65515*	408	65704	410	66713	412
65395	404	65516*	408	65705	410	66760	413
65396	404	65517	408	65706	410	66761	413
65397	404	65518	408	65707	410	66762	413
65398	404	65518DT	411	65708	410	66763	413
65399	404	65519*	408	65721	405	66764	413
65400	404	65520*	408	65770	400	66765	413
65401	404	65521*	408	65770API	401	66766	413
65410	407	65522*	408	65771	400	66767	413
65411	407	65522DT	411	65771API	401	66768	413
65412	407	65523	408	65772	400	66769	413
65413	407	65523DT	411	65772API	401	66770	413
65414	407	65524	408	65773	400	66771	413
65415	407	65525*	408	65773API	401	66772	413
65416	407	65526*	408	65774	400	66773	413
65417	407	65527*	408	65774API	401	66774	413
65418	407	65527DT	411	65775	400	66775	413
65419	407	65528*	408	65775API	401	66776	413
65420	407	65528DT	411	65776	400	66777	413
65421	407	65529*	408	65776API	401	66778	413
65422	407	65529DT	411	65777	400	66779	413
65429	407	65530	408	65777API	401	67470	412
65430	407	65530DT	411	65778	400	67471	412
65431	407	65531	408	65778API	401	67472	412
65432	407	65531DT	411	65779	400	67473	412
65433	407	65532*	408	65779API	401	67474	412
65434	407	65533*	408	65780	400	67475	412
						67476	412

IFW SUPPLY

NUMERICAL INDEX

Part#	Page	Part#	Page	Part#	Page	Part#	Page
67477	412	69412	414	73954	58	80306	566
67500	412	69413	414	73954	379	80307	566
67501	412	69414	414	73955	58	80331	566
67502	412	69415	414	73955	379	80332	566
67503	412	69416	414	73956	58	80333	566
67504	412	69417	414	73956	379	80334	566
67505	412	69418	414	73957	58	80335	566
67506	412	69432	415	73957	379	80336	566
67507	412	69434	415	73958	58	80463	567
67508	412	69435	415	73958	379	80501	566
67509	412	69438	415	73959	58	80502	566
67510	412	69441	415	73959	379	80503	566
67511	412	69442	415	73960	58	80504	566
67512	412	69471	415	73960	379	80505	566
67513	412	69472	415	73970	58	80506	566
67630	413	69473	415	73970	380	80511	566
67631	413	69474	415	73971	58	80512	566
67632	413	69475	415	73971	380	80513	566
67633	413	69476	415	73972	58	80514	566
67634	413	69477	415	73972	380	80515	566
67635	413	69478	415	73973	58	80516	566
67636	413	69600	415	73973	380	80601	567
67637	413	69601	415	73974	58	80602	567
67638	413	69602	415	73974	380	80603	567
67653	413	69603	415	73975	58	80604	567
67654	413	69604	415	73975	380	80605	567
67655	413	69605	415	73976	58	80606	567
67656	413	69606	415	73976	380	80611	567
67657	413	69607	415	73977	58	80612	567
67658	413	69608	415	73977	380	80613	567
67670	413	72404	609	73979	58	80614	567
67671	413	72406	609	73979	380	80615	567
67672	413	72408	609	73980	58	80616	567
67700	412	73043	456	73980	380	86001	540
67704	412	73044	456	73981	58	86002	540
67705	412	73045	456	73982	58	86005	540
67709	412	73046	456	73982	380	86006	540
67713	412	73200N5	530	73983	454	86012	540
67760	413	73201B	531	73984	454	86013	540
67761	413	73201U	531	74252	609	86017	540
67762	413	73203B	531	74254	609	86018	540
67763	413	73203B1	531	74258	609	86020	540
67764	413	73203B5	531	78252	609	86022	540
67765	413	73203G	531	78254	609	86030	539
67766	413	73203N1	530	78256	609	86030RG	540
67767	413	73203N5	530	78258	609	86030SS	539
67768	413	73203R	531	80001	566	86031	539
67769	413	73203R5	531	80002	566	86031RG	540
67770	413	73203U	531	80003	566	86031SS	539
67771	413	73203U5	531	80004	566	86032	539
67772	413	73203W	531	80005	566	86035	539
67773	413	73203Y	531	80006	566	86035RG	540
67774	413	73204B	531	80007	566	86035SS	539
67775	413	73204N5	530	80020	566	86036	539
67776	413	73204U	531	80031	566	86036RG	540
67777	413	73204Y	531	80032	566	86036SS	539
67778	413	73205B	531	80033	566	86037	539
69101	414	73206B	531	80034	566	86040	539
69102	414	73206B5	531	80035	566	86040SS	539
69103	414	73206N1	530	80036	566	86041	539
69104	414	73206N5	530	80061	567	86041SS	539
69105	414	73206R	531	80062	567	86042	539
69106	414	73206R5	531	80063	567	86045	539
69107	414	73206U	531	80064	567	86045SS	539
69108	414	73206U5	531	80065	567	86046	539
69112	414	73206W	531	80066	567	86046SS	539
69161	414	73206Y	531	80067	567	86047	539
69162	414	73207B	531	80068	567	87400	563
69163	414	73207B5	531	80069	567	87402	563
69164	414	73207N5	530	80080	567	87404	563
69165	414	73207R	531	80081	567	87406	563
69166	414	73207U	531	80100	567	87408	564
69167	414	73207Y	531	80101	567	87410	564
69168	414	73230B	532	80102	567	87412	564
69181	414	73231B	532	80103	567	87414	565
69182	414	73232B	532	80104	567	87416	565
69183	414	73232N5*	532	80105	567	87418	565
69184	414	73233B	532	80201	567	87420	565
69185	414	73238B	532	80202	567	87422	565
69186	414	73341B	529	80203	567	88024	525
69187	414	73343B	529	80204	567	88028	525
69188	414	73343U	529	80205	567	88032	525
69251	414	73345B	529	80206	567	88038	525
69252	414	73345U	529	80207	567	88050	525
69253	414	73346B	529	80208	567	88056	525
69254	414	73951	58	80209	567	88065	525
69255	414	73951	379	80301	566	88075	525
69256	414	73952	58	80302	566	88085	525
69257	414	73952	379	80303	566	88095	525
69258	414	73953	58	80304	566	88112	525
69411	414	73953	379	80305	566	89024	525

IFW SUPPLY

NUMERICAL INDEX

Part#	Page	Part#	Page	Part#	Page	Part#	Page
89028	525	95314	526	99825	542	108094	337
89032	525	95315	526	99826	542	108095	337
89038	525	95316	526	99828	543	108096	337
89044	525	95317	526	99830	543	108097	337
89050	525	95318	526	99841	542	108098	337
89056	525	95319	526	99843	542	108099	337
89065	525	95320	526	99850	547	108100	337
89075	525	95321	526	99851	547	108101	337
89085	525	95322	526	99852	547	140422	578
89095	525	95323	526	99853	547	140442	578
89112	525	95324	526	99857	547	140444	578
90005	416	95325	526	99859	547	140446	578
90008	416	95326	526	99860	547	140446	578
90010	416	95327	526	99861	547	140448	578
90011	416	95328	526	99862	546	140448	578
90102	417	95329	526	99862S	545	140464	578
90103*	417	95330	526	99863	546	140466	578
90104*	417	95331	526	99864	546	140468	578
90105*	417	95402	526	99865	546	140484	578
90106*	417	95404	526	99865S	545	140486	578
90107*	417	95406	526	99866	546	140488	578
90110*	417	95408	526	99866S	545	140522	578
90111*	417	95410	526	99867	546	140542	578
90114	417	95414	526	99868	546	140544	578
90115	417	95418	526	99869S	545	140546	578
90116	417	95422	526	99869SS	545	140564	578
90117	417	95424	526	99870S	545	140566	578
90119	417	95427	526	99871S	545	140568	578
90120	417	95432	526	99872SS	545	140568	578
90121	417	95433	526	99873SS	545	140584	578
90122	417	95504	526	99874SS	545	140584	578
90123	417	95506	526	100025	315	140586	578
90124	417	95508	526	100035	315	140588	578
90125	417	95510	526	100045	315	150122	578
90128	417	95512	526	100065	315	150124	578
90130	417	95514	526	100085	315	150142	578
90131	417	95516	526	107024	335	150144	578
90132	417	95518	526	107025	335	150146	578
90140	417	95522	526	107026	335	150148	578
90141	417	95523	526	107027	335	150164	578
90150	417	95524	526	107029	335	150166	578
90212	416	95610	181	107031	335	150184	578
90215	416	95611	181	107032	335	150186	578
91008	416	95612	181	107033	335	150188	578
91011	416	95613	181	107034	335	150222	578
92010	525	96203LW	323	107040	336	150224	578
92011	525	96203LUL	323	107042	336	150242	578
92012	525	96204LW	323	107043	336	150244	578
92013	525	96204LUL	323	107044	336	150246	578
92014	525	96206LW	323	107045	336	150248	578
92015	525	96206LUL	323	107047	336	150264	578
92016	525	96208LW	323	107049	336	150266	578
92017	525	96208LUL	323	107051	336	150268	578
92107	417	96301	526	107060	335	150286	578
92116	417	96302	526	107061	335	150288	578
92121	417	96303	526	107062	335	150322	579
92128	417	96304	526	107063	335	150324	579
93008	525	96305	526	107064	335	150344	579
93009	525	96306	526	107065	335	150346	579
93011	525	96307	526	107066	335	150364	579
93013	525	96308	526	107067	335	150366	579
93017	525	96310	526	107069	335	150368	579
93113	416	96312	526	107071	335	150384	579
93121	416	96314	526	107072	335	150386	579
93123	416	96316	526	107073	335	150388	579
93124	416	96318	526	107074	335	150422	579
93125	416	96320	526	108025	338	150444	579
93127	416	96322	526	108026	338	150466	579
93128	416	96323	526	108027	338	150488	579
93130	416	98801	543	108028	338	160122	579
93131	416	98802	543	108029	338	160144	579
93139	416	98810	542	108031	337	160166	579
93212*	416	98811	542	108032	337	160188	579
95082	608	98812	542	108033	337	160244	579
95084	608	98814	543	108034	337	160266	579
95086	608	98815	543	108035	337	160288	579
95088	608	98815SS	543	108036	337	160344	579
95300	526	98823	542	108037	337	160366	579
95301	526	98824	542	108038	337	160388	579
95302	526	98825	542	108039	337	170088	620
95303	526	98828	543	108040	337	170388	620
95304	526	98830	543	108041	337	170488	620
95305	526	98840	542	108074	338	180088	620
95306	526	98841	542	108075	337	190112	621
95307	526	98842	542	108076	337	190116	621
95308	526	99803	543	108077	337	190120	621
95309	526	99804	543	108088	337	190124	621
95310	526	99812	542	108089	337	190132	621
95311	526	99813	542	108090	337	190212	621
95312	526	99816	543	108091	337	190216	621
95313	526	99817	543	108092	337	190220	621

IFW SUPPLY

NUMERICAL INDEX

Part#	Page	Part#	Page	Part#	Page	Part#	Page
190224	621	250022	582	300003	555	400014	601
190232	621	250044	582	300004	555	400016	601
195456	253	250055	582	300005	507	400020	601
195457	253	250064	582	300006	555	400022	601
195458	253	250066	582	300008	555	400024	601
195459	253	250086	582	300010	507	400032	601
195460	253	250088	582	300012	507	400044	601
195461	253	250122	583	300014	555	400066	601
195462	253	250132	583	300015	555	400088	601
195470	253	250142	583	300016	507	400110	601
195471	253	250144	583	300017	555	400112	601
195472	253	250146	583	300018	555	400116	601
195473	253	250148	583	300019	555	400120	601
195474	253	250162	583	300020	555	400122	601
195475	253	250164	583	300021	555	400124	601
195476	253	250166	583	300022	555	400132	601
195481	253	250168	583	300023	555	400133	601
195502	253	250184	583	300024	555	400144	601
195510	253	250186	583	300026	555	400155	601
195511	253	250188	583	300028	555	400166	601
195512	253	250242	583	300032	555	400188	601
195520	253	250244	583	300033	555	444000	458
195521	253	250246	583	300034	555	444001	458
196112	621	250262	583	300035	555	444002	458
196116	621	250264	583	307030	561	444005	458
196120	621	250266	583	307031	561	444006	458
196124	621	250268	583	308070	524	444007	458
196132	621	250284	583	320000	562	444008	458
196212	621	250286	583	320005	562	444011	458
196216	621	250288	583	320010	562	444020	458
196220	621	250322	584	320011	562	444021	458
196224	621	250342	584	320021	561	444023	458
196232	621	250344	584	320022	561	444026	458
206112	622	250346	584	320023	561	444040	458
206116	622	250352	584	320035	560	444042	458
206120	622	250362	584	320036	560	444045	458
206124	622	250364	584	320050	560	444048	458
206132	622	250366	584	320053	560	444049	458
206212	622	250368	584	320054	560	444060	458
206216	622	250384	584	320060	553	444062	458
206220	622	250386	584	320061	553	444111	458
206224	622	250388	584	320062	554	444112	458
206232	622	260132	584	320063	554	444113	458
226188	622	260142	584	320064	554	444318	458
240322	580	260144	584	320065	554	500012	511
240332	580	260166	584	320065SB	554	500016	587
240333	580	260186	584	320066	554	500024	587
240344	580	260188	584	320068	554	500032	587
240355	580	260244	584	320070	560	500042	587
240364	580	260266	584	320071	553	500064	587
240366	580	260288	584	320072	553	500066	587
240384	580	260322	584	320073	553	500084	587
240386	580	260333	584	320074	553	500086	587
240388	580	260344	584	320076	561	500088	511
240422	581	260366	584	320078	561	500104	511
240442	581	260388	584	320080	561	500128	511
240444	581	270010	585	320081	553	500152	511
240446	581	270012	585	320082	553	500188	511
240448	581	270014	585	320083	560	500216	511
240454	581	270016	585	320084	560	500248	511
240462	581	270022	585	320085	560	500280	511
240464	581	270024	585	320086	560	540402	157
240466	581	270032	585	320087	560	540402S	157
240468	581	270044	585	320095	561	540402SC	163
240484	581	270055	585	325004	508	540404	157
240486	581	270066	585	325005	508	540404S	157
240488	581	270110	585	325006	508	540404SC	163
240522	581	270112	585	325008	508	540406SC	163
240532	581	270116	585	325010	508	540412	587
240542	581	270120	585	325012	508	540416	587
240544	581	270124	585	325016	508	540420	587
240546	581	270210	585	325020	508	540424	587
240562	581	270212	585	350004	509	540432	587
240564	581	270216	585	350004SS	510	540442	587
240566	581	270220	585	350005	509	540462	587
240568	581	270310	586	350005SS	510	540464	587
240584	581	270312	586	350006	509	540484	587
240586	581	270316	586	350006SS	510	540486	587
240588	581	270410	586	350008	509	540522	587
240664	582	270412	586	350008SS	510	540524	587
240666	582	270416	586	350010	509	540542	587
240668	582	270544	586	350010SS	510	540544	587
240684	582	270566	586	350012	509	540546	587
240686	582	270568	586	350012SS	510	540548	587
240810	582	270588	586	350016	509	540564	587
240812	582	270644	586	350016SS	510	540566	587
240814	582	270666	586	350020	509	540568	587
240816	582	270688	586	350020SS	510	540588	587
240820	582	300000	555	389522	180	540602	157
240824	582	300001	555	400010	601	540602S	157
240832	582	300002	555	400012	601	540602SC	163

IFW SUPPLY

NUMERICAL INDEX

Part#	Page	Part#	Page	Part#	Page	Part#	Page
540604	157	560022	591	611270	508	640016	593
540604S	157	560044	591	611312	508	640020	593
540604SC	163	560066	591	611332	508	640024	593
540606	157	560088	591	611390	508	640032	593
540606S	157	560112	591	620006	509	640042	593
540606SC	163	560116	591	620006SS	510	640046	593
540608	157	560122	591	620008	509	640048	593
540608S	157	560144	591	620008SS	510	640054	593
540608SC	163	560166	591	620010	509	640056	593
540642	588	560212	591	620010SS	510	640064	593
540662	588	560216	591	620012	509	640065	593
540664	588	560222	591	620012SS	510	640068	593
540682	588	560244	591	620016	509	640084	593
540684	588	560266	591	620016SS	510	640086	593
540686	588	560288	591	620020	509	640142	593
540802C	163	560312	592	620020SS	510	640144	593
540804	157	560316	592	620024	509	640164	593
540804S	157	560322	592	620024SS	510	640166	593
540804SC	163	560344	592	620028	509	640168	593
540806	157	560366	592	620028SS	510	640184	593
540806S	157	560388	592	620032	509	640186	593
540806SC	163	560412	592	620032SS	510	640188	593
540808	157	560416	592	620036	509	640300C	161
540808S	157	560422	592	620036SS	510	640400	154
540808SC	163	560444	592	620040	509	640400C	161
541006	157	560466	592	620040SS	510	640406C	161
541006SC	163	560488	592	620044	509	640442	594
541008	157	560512	592	620044SS	510	640444	594
541008S	157	560516	592	620048	509	640464	594
541008SC	163	560520	592	620048SS	510	640466	594
541012SC	163	560522	592	620052	509	640468	594
541206SC	163	560544	592	620052SS	510	640486	594
541208	157	560566	592	620056	509	640488	594
541208SC	163	590400	154	620056SS	510	640509	154
541212	157	590600	154	620060	509	640600	154
545302C	163	590800	154	620060SS	510	640600C	161
550012	511	595320	154	620064	509	640600M	159
550016	589	600006	507	620064SS	510	640604C	161
550020	511	600008	507	620072	509	640800	154
550024	589	600010	507	620072SS	510	640800C	161
550028	511	600012	507	620080	509	640800M	159
550032	589	600016	507	620088	509	640806C	161
550036	511	600020	507	620096	509	641000	154
550042	589	600024	507	620104	509	641000C	161
550048	511	600028	507	620116	509	641000M	159
550056	511	600032	507	620128	509	641200	154
550064	589	600036	507	620152	509	641200M	159
550072	511	600040	507	620164	509	641208M	159
550084	589	600044	507	620176	509	645320C	161
550086	589	600048	507	620188	509	650010	596
550088	511	600052	507	620200	509	650012	596
550104	511	600056	507	620212	509	650016	596
550122	590	600060	507	620224	509	650024	596
550128	511	600064	507	620248	509	650032	596
550144	590	600072	507	620270	509	650068	596
550152	511	600080	507	620300C	161	650086	596
550166	590	600088	507	620312	509	650142	596
550188	511	600096	507	620332	509	650144	596
550212	590	600104	507	620390	509	650164	596
550216	511	611006	508	620400	154	650166	596
550220	590	611008	508	620400C	161	650168	596
550224	590	611010	508	620400M	159	650186	596
550232	590	611012	508	620409C	164	650188	596
550242	590	611016	508	620532	154	650210	596
550246	590	611020	508	620532C	161	650212	596
550248	511	611024	508	620553C	164	650216	596
550264	590	611028	508	620555C	164	650300	154
550268	590	611032	508	620557C	164	650344	596
550280	511	611036	508	620558C	164	650364	596
550284	590	611040	508	620559C	164	650366	596
550286	590	611044	508	620600	154	650386	596
550288	590	611048	508	620600C	161	650388	596
550312	511	611052	508	620600M	159	650400	154
550316	590	611056	508	620604	154	650400C	161
550320	590	611060	508	620604C	164	650444	596
550324	590	611064	508	620606C	164	650464	596
550332	590	611072	508	620800	154	650466	596
550412	591	611072	508	620800C	161	650486	596
550416	591	611080	508	620800M	159	650488	596
550420	591	611088	508	620806C	164	650488	596
550424	591	611096	508	620806CC	161	650524	597
550442	591	611104	508	620808C	164	650542	597
550464	591	611116	508	621000	154	650544	597
550484	591	611128	508	621000C	161	650546	597
550486	591	611152	508	621000M	159	650554	597
550512	591	611164	508	621200	154	650556	597
550516	591	611176	508	621200C	161	650562	597
550520	591	611188	508	621200M	159	650564	597
560012	591	611200	508	621600M	159	650566	597
560016	591	611212	508	640010	593	650586	597
560020	591	611224	508	640012	593	650588	597
		611248	508			650600	154

IFW SUPPLY

NUMERICAL INDEX

Part#	Page	Part#	Page	Part#	Page	Part#	Page
650600C	161	685302C	162	700064-04	223	700069-0808	227
650642	597	685304C	162	700064-05	223	700069-0812	227
650644	597	685320	155	700064-06	223	700069-1006	227
650664	597	685321	155	700064-08	223	700069-1008	227
650666	597	685322	155	700064-10	223	700069-1012	227
650668	597	690302	155	700064-14	223	700069-1208	227
650686	597	690402	155	700065-02	224	700069-1212	227
650688	597	690402S	155	700065-03	224	700069-1412	227
650800	154	690402SC	162	700065-04	224	700070-0202	228
650800C	161	690404	155	700065-05	224	700070-0402	228
651000C	161	690404S	155	700065-06	224	700070-0404	228
655320	154	690404SC	162	700065-08	224	700070-0406	228
655320C	161	690406	155	700065-10	224	700070-0502	228
660010	598	690406S	155	700065-12	224	700070-0504	228
660012	598	690406SC	162	700065-14	224	700070-0602	228
660016	598	690408SC	162	700066	608	700070-0604	228
660020	598	690602	155	700066-0202	225	700070-0606	228
660044	598	690602S	155	700066-0302	225	700070-0608	228
660066	598	690602SC	162	700066-0304	225	700070-0612	228
660088	598	690604	155	700066-0402	225	700070-0806	228
660210	598	690604S	155	700066-0404	225	700070-0808	228
660212	598	690604SC	162	700066-0406	225	700070-1006	228
660216	598	690606	155	700066-0408	225	700070-1008	228
660224	598	690606S	155	700066-0502	225	700070-1012	228
660402	154	690606SC	162	700066-0504	225	700071-0402	228
660402C	161	690608	155	700066-0506	225	700071-0404	228
660404	154	690608S	155	700066-0602	225	700071-0502	228
660404C	161	690608SC	162	700066-0604	225	700071-0504	228
660406C	161	690804	155	700066-0606	225	700071-0604	228
660602	154	690804S	155	700066-0608	225	700071-0606	228
660602C	161	690804SC	162	700066-0612	225	700071-0806	228
660604	154	690806	155	700066-0804	225	700072-0202	229
660604C	161	690806S	155	700066-0806	225	700072-0302	229
660606	154	690806SC	162	700066-0808	225	700072-0402	229
660606C	161	690808	155	700066-0812	225	700072-0404	229
660608C	161	690808S	155	700066-1006	225	700072-0502	229
660802C	161	690808SC	162	700066-1008	225	700072-0504	229
660804	154	690812SC	162	700066-1012	225	700072-0602	229
660804C	161	691006	155	700066-1208	225	700072-0604	229
660806	154	691006S	155	700066-1212	225	700072-0606	229
660806C	161	691006SC	162	700066-1408	225	700072-0806	229
660808	154	691008	155	700066-1412	225	700072-0808	229
660808C	161	691008S	155	700068	608	700072-1008	229
661008C	161	691008SC	162	700068-0202	226	700072-1212	229
665302C	161	691012SC	162	700068-0302	226	700073-060604	230
665304C	161	691208	155	700068-0304	226	700073-060606	230
680300	155	691208S	155	700068-0402	226	700075-040202	229
680302	155	691208SC	162	700068-0404	226	700076-0404	229
680302C	162	691212	155	700068-0406	226	700078-0602	229
680402	155	691212S	155	700068-0408	226	700078-0604	229
680402C	162	691212SC	162	700068-0502	226	700078-0606	229
680404	155	695302	155	700068-0504	226	700078-1002	229
680404C	162	695304SC	162	700068-0506	226	700081-04	222
680406	155	695322	155	700068-0508	226	700081-05	222
680406C	162	695322S	155	700068-0602	226	700081-06	222
680408C	162	695322SC	162	700068-0604	226	700081-08	222
680421	155	700042	608	700068-0606	226	700081-10	222
680602	155	700044	608	700068-0608	226	700082-0402	223
680602C	162	700060-02	221	700068-0612	226	700082-0403	223
680602M	159	700060-03	221	700068-0704	226	700082-0504	223
680604	155	700060-04	221	700068-0706	226	700082-0604	223
680604C	162	700060-05	221	700068-0804	226	700082-0605	223
680604M	159	700060-06	221	700068-0806	226	700082-0806	223
680606	155	700060-07	221	700068-0808	226	700082-1006	223
680606C	162	700060-08	221	700068-0812	226	700082-1008	223
680608	155	700060-10	221	700068-1006	226	700084-040402	224
680608C	162	700060-12	221	700068-1008	226	700084-040406	224
680802M	159	700060-14	221	700068-1012	226	700084-060604	224
680804	155	700061-02	222	700068-1208	226	700084-080806	224
680804C	162	700061-03	222	700068-1212	226	700084-101006	224
680804M	159	700061-04	222	700068-1408	226	700085-0604	224
680806	155	700061-05	222	700068-1412	226	700085-0806	224
680806C	162	700061-06	222	700068-1416	226	700085-1006	224
680806M	159	700061-07	222	700069-0202	227	700085-1008	224
680808	155	700061-08	222	700069-0302	227	700086	608
680808C	162	700061-10	222	700069-0304	227	700086-0610	225
681004M	159	700061-12	222	700069-0402	227	700088	608
681006	155	700061-14	222	700069-0404	227	700088-0302	227
681006C	162	700062-02	223	700069-0406	227	700088-0402	227
681006M	159	700062-03	223	700069-0408	227	700088-0404	227
681008	155	700062-04	223	700069-0502	227	700088-0606	227
681008C	162	700062-05	223	700069-0504	227	700088-0608	227
681012C	162	700062-06	223	700069-0506	227	700088-0806	227
681204M	159	700062-07	223	700069-0602	227	700088-0808	227
681206C	162	700062-08	223	700069-0604	227	700092-06	223
681206M	159	700062-10	223	700069-0606	227	700092-08	223
681208	155	700062-12	223	700069-0608	227	700092-10	223
681208C	162	700062-14	223	700069-0612	227	700092-14	223
681212	155	700064	608	700069-0704	227	700093-0404	229
681212C	162	700064-02	223	700069-0804	227	700094-0404	229
685301C	162	700064-03	223	700069-0806	227	700095-0402	228

IFW SUPPLY

NUMERICAL INDEX

Part#	Page	Part#	Page	Part#	Page	Part#	Page
700095-0404	228	704044-08	217	704056-0804	217	706114-02	205
700095-0604	228	704044-10	217	704056-0806	217	706114-04	205
700095-0606	228	704045-0402	218	704056-1006	217	706114-06	205
700095-0806	228	704045-0406	218	704056-1008	217	706114-08	205
700095-1008	228	704045-0604	218	704057-0806	219	706114-12	205
700097-0806	230	704045-0606	218	704058-080808	219	706115-02	205
700242	609	704045-0608	218	704059-060604	217	706115-04	205
700244	609	704045-0806	218	704059-060608	217	706115-06	205
700246	609	704045-0808	218	704059-080806	217	706115-08	205
700248	609	704045-1008	218	704059-080810	217	706115-12	205
700261-02	222	704046-0402	218	704059-101008	217	706116-02	208
700261-03	222	704046-0404	218	704070-04	218	706116-04	208
700261-04	222	704046-0406	218	704070-05	218	706116-06	208
700261-05	222	704046-0408	218	704070-06	218	706116-08	208
700261-06	222	704046-0502	218	704070-08	218	706116-12	208
700261-08	222	704046-0504	218	704070-10	218	706118-02	208
700261-10	222	704046-0602	218	704075-0604	218	706118-04	208
700261-12	222	704046-0604	218	704075-0806	218	706118-06	208
700261-14	222	704046-0606	218	704222	610	706119-0402	208
700264	609	704046-0608	218	704242	610	706119-0602	208
700266	609	704046-0612	218	704244	610	706119-0604	208
700268	609	704046-0804	218	704266	610	706119-0802	208
700286	609	704046-0806	218	704288	610	706119-0804	208
700288	609	704046-0808	218	705302C	162	706119-0806	208
700402	156	704046-0812	218	705304C	162	706119-1208	208
700402SC	162	704046-1006	218	706100-02	203	706120-0202	208
700404	156	704046-1008	218	706100-04	203	706120-0402	208
700404S	156	704046-1012	218	706100-06	203	706120-0404	208
700404SC	162	704046-1212	218	706100-08	203	706120-0602	208
700406SC	162	704048-0202	219	706100-12	203	706120-0604	208
700561-02	222	704048-0302	219	706101-02	204	706120-0606	208
700561-03	222	704048-0402	219	706101-04	204	706120-0804	208
700561-04	222	704048-0404	219	706101-06	204	706120-0806	208
700561-05	222	704048-0406	219	706101-08	204	706120-0808	208
700561-06	222	704048-0408	219	706101-12	204	706120-1208	208
700561-08	222	704048-0502	219	706102-02	204	706120-1212	208
700561-10	222	704048-0504	219	706102-04	204	706121-02	206
700602C	162	704048-0506	219	706102-06	204	706121-04	206
700604	156	704048-0602	219	706102-08	204	706121-06	206
700604SC	162	704048-0604	219	706102-12	204	706121-08	206
700606	156	704048-0606	219	706103-02	204	706121-12	206
700606SC	162	704048-0608	219	706103-04	204	706122-02	207
700608SC	162	704048-0612	219	706103-06	204	706122-04	207
700804C	162	704048-0804	219	706103-08	204	706122-06	207
700806	156	704048-0806	219	706103-12	204	706122-08	207
700806SC	162	704048-0808	219	706104-02	205	706122-12	207
700808	156	704048-0812	219	706104-04	205	706122-16	207
700808SC	162	704048-1006	219	706104-06	205	706123-0402	207
702242	610	704048-1008	219	706104-08	205	706123-0602	207
702244	610	704048-1012	219	706104-12	205	706123-0604	207
702264	610	704048-1208	219	706107-02	203	706123-0804	207
702266	610	704048-1212	219	706107-04	203	706123-0806	207
702288	610	704048-1412	219	706108-02	205	706123-1208	207
704014-02	216	704049-0302	220	706108-04	205	706124-02	209
704014-03	216	704049-0402	220	706108-06	205	706124-04	209
704014-04	216	704049-0404	220	706108-08	205	706124-06	209
704014-05	216	704049-0406	220	706108-12	205	706124-08	209
704014-06	216	704049-0408	220	706109-02	205	706124-12	209
704014-08	216	704049-0502	220	706109-04	205	706125-02	206
704014-10	216	704049-0504	220	706109-06	205	706125-04	206
704014-12	216	704049-0602	220	706109-08	205	706125-06	206
704018-04	216	704049-0604	220	706109-12	205	706125-08	206
704018-06	216	704049-0606	220	706110-0402	206	706125-12	206
704018-08	216	704049-0608	220	706110-0602	206	706127-02	209
704018-10	216	704049-0612	220	706110-0604	206	706127-04	209
704018-12	216	704049-0804	220	706110-0802	206	706127-06	209
704020-0604	216	704049-0806	220	706110-0804	206	706127-08	209
704020-0806	216	704049-0808	220	706110-0806	206	706127-12	209
704020-1008	216	704049-0812	220	706110-1202	206	706130-02	209
704039-04	217	704049-1006	220	706110-1204	206	706130-04	209
704039-06	217	704049-1008	220	706110-1206	206	706131-02	210
704039-08	217	704049-1012	220	706110-1208	206	706131-04	210
704039-10	217	704049-1208	220	706110-1604	206	706131-06	210
704040-04	217	704049-1212	220	706110-1606	206	706131-08	210
704040-05	217	704050-0402	220	706110-1608	206	706140-0402	206
704040-06	217	704050-0404	220	706110-1612	206	706140-0604	206
704040-08	217	704050-0604	220	706112-02	207	706140-0806	206
704040-10	217	704050-0606	220	706112-04	207	706140-1208	206
704042-02	217	704050-0608	220	706112-06	207	706200-02	203
704042-03	217	704050-0612	220	706112-08	207	706200-04	203
704042-04	217	704050-0806	220	706112-12	207	706200-06	203
704042-05	217	704050-0808	220	706113-0224	207	706200-08	203
704042-06	217	704050-0812	220	706113-0232	207	706200-12	203
704042-08	217	704050-1008	220	706113-0240	207	706201-02	204
704042-10	217	704050-1012	220	706113-0248	207	706201-04	204
704042-12	217	704050-1212	220	706113-0424	207	706201-06	204
704044-02	217	704055-04	219	706113-0432	207	706201-08	204
704044-03	217	704055-06	219	706113-0440	207	706201-12	204
704044-04	217	704055-08	219	706113-0448	207	706205-0604	203
704044-05	217	704055-10	219	706113-0624	207	706206-060604	204
704044-06	217	704056-0604	217	706113-0632	207	706216-02	209
						706216-04	209

IFW SUPPLY

NUMERICAL INDEX

Part#	Page	Part#	Page	Part#	Page	Part#	Page
706216-06	209	707048-0612	213	715304C	163	771004C	163
706216-08	209	707048-0812	213	720042	608	780404	164
706216-12	209	707048-1012	213	720044	608	780606	164
706227-02	209	707048-1212	213	720064	608	780608	164
706227-04	209	707201-0402	210	720066	608	780808	164
706227-06	209	707201-0404	210	720068	608	782512	609
706228-0402	209	707201-0604	210	720086	608	782516	609
706228-0406	209	707201-0606	210	720088	608	820400	158
706228-0608	209	707201-0608	210	720302	157	820400C	164
706228-0806	209	707201-0808	210	720402	157	820600	158
706230-02	210	707401-1208	213	720402S	158	820600C	164
706230-04	210	707401-1212	213	720402SC	163	820800	158
706230-06	209	707402-12	213	720404	157	820800C	164
706230-06	210	707403-12	213	720404S	158	821000	158
706230-08	210	707404-12	215	720404SC	163	821000C	164
706232-02	210	707406-12	215	720406SC	163	825320C	164
706232-04	210	707406-12	215	720602S	158	840131	512
706232-06	210	707407-12	215	720602SC	163	840150	512
706235-0402	210	707407-12	215	720604	157	840175	512
706235-0602	210	707411-1202	213	720604S	158	840188	512
706235-0604	210	707420-1204	214	720604SC	163	840200	512
706235-0806	210	707420-1206	214	720606	157	840225	512
707001-0202	211	707420-1208	214	720606S	158	840238	512
707001-0204	211	707461-12	214	720606SC	163	840250	512
707001-0302	211	707469-0612	230	720608C	163	840256	512
707001-0304	211	707469-0612*	230	720804	157	840263	512
707001-0402	211	707478-1206	214	720804C	163	840275	512
707001-0404	211	707478-1208	214	720804S	158	840288	512
707001-0406	211	707478-120808	214	720806	157	840300	512
707001-0408	211	707478-121208	214	720806S	158	840312	512
707001-0502	211	707480-1204	214	720806SC	163	840325	512
707001-0504	211	707480-1206	214	720808	157	840350	512
707001-0506	211	707480-1208	214	720808S	158	840375	512
707001-0602	211	707480-1212	214	720808SC	163	840382	512
707001-0604	211	707482-1208	213	721006C	163	840400	512
707001-0606	211	707482-1212	213	721008C	163	840425	512
707001-0608	211	707484-1208	214	724010	609	840450	512
707001-0804	211	707484-121208	214	724012	609	840475	512
707001-0806	211	707486-1212	214	724016	609	840500	512
707001-0808	211	707486-121208	214	725301C	163	840525	512
707001-0812	211	709101-0402	231	725302C	163	840550	512
707001-1006	211	709101-0404	231	725304C	163	840575	512
707001-1008	211	709101-0604	231	730097-0604	230	840600	512
707001-1012	211	709103-0402	231	734822-0606	230	840625	512
707001-1208	211	709103-0404	230	737422-1204	230	840650	512
707001-1212	211	709103-0502	231	737422-1206	230	840675	512
707001-1612	211	709103-0602	231	742022	608	840700	512
707001-1616	211	709103-0604	231	742042	608	840750	512
707002-0202	211	709104-0404	231	742064	608	840800	512
707002-0204	211	709106-04	231	742066	608	840850	512
707002-0302	211	709106-05	231	742086	608	840888	512
707002-0304	211	709106-06	231	742088	608	841040	515
707002-0402	211	709108-04	232	742510	609	841045	515
707002-0404	211	709110-04	231	742512	609	841050	515
707002-0406	211	709110-06	231	742516	609	841175	515
707002-0502	211	709134-02	231	746435	245	841200	515
707002-0504	211	709134-04	231	746436	245	841250	515
707002-0506	211	709135-02	231	746438	245	841300	515
707002-0604	211	709135-04	231	746439	245	841350	515
707002-0606	211	709178-0406	232	746440	245	841400	515
707002-0608	211	709178-0410	232	746446	245	841450	515
707002-0804	211	709178-0606	232	746456	245	841500	515
707002-0806	211	709190	232	746457	245	842010	514
707002-0808	211	709195-04	232	746466	245	842012	514
707002-1212	211	709195-05	232	746470	245	842016	514
707014-03	212	709195-06	232	746506	246	842020	514
707014-04	212	709199-04	232	746535	246	842024	514
707014-05	212	710402	156	746536	246	842200	514
707014-06	212	710402S	156	746537	246	842250	514
707014-08	212	710402SC	163	746538	246	842300	514
707014-10	212	710404	156	746546	246	842350	514
707014-12	212	710404S	156	746556	246	842400	514
707020-0402	212	710404SC	163	746566	246	842450	514
707020-0404	212	710604	156	746567	246	842500	514
707020-0602	212	710604S	156	746570	246	842550	514
707020-0604	212	710604SC	163	752022	608	843321	514
707020-0606	212	710606	156	752044	608	843382	514
707020-0608	212	710606S	156	752066	608	843388	514
707020-0804	212	710606SC	163	752088	608	843450	514
707020-0806	212	710608	156	760001	233	843461	514
707020-0808	212	710608SC	163	760002	233	843475	514
707024-04	212	710804C	163	760004	233	843525	514
707024-05	212	710804S	156	760005	233	843588	514
707024-06	212	710806	156	760008	233	844213	513
707042-08	213	710806S	156	770402	158	844225	513
707042-10	213	710806SC	163	770402C	163	844238	513
707042-12	213	710808C	163	770404	158	844250	513
707046-0612	213	710808S	156	770404C	163	844263	513
707046-0812	213	711008C	163	770604	158	844275	513
707046-1012	213	715301C	163	770604C	163	844300	513
707046-1212	213	715302C	163	770806C	163	844306	513

NUMERICAL INDEX

IFW SUPPLY

NUMERICAL INDEX

Part#	Page	Part#	Page	Part#	Page	Part#	Page
844313	513	923416	247	940214LF	264	940813	556
844325	513	923420	247	940215LF	264	940823	556
844338	513	923648	248	940216LF	264	940824	556
844350	513	923660	248	940281	258	940825	556
844356	513	923672	248	940282	258	940826	556
844363	513	923936	248	940284	258	940827	556
844375	513	923948	248	940285	258	941121NP	283
844406	513	923960	248	940286	258	941122NP	283
844413	513	923972	248	940287	258	941123NP	283
844425	513	924115	248	940288	258	941124NP	283
844456	513	924118	248	940289	258	941125NP	283
844500	513	924124	248	940291	258	941126NP	283
844525	513	924248	248	940292	258	941127NP	283
844600	513	924260	248	940294	258	941128NP	283
844625	513	924272	248	940295	258	941133	295
846350	516	939132	294	940296	258	941134	295
846400	516	939133	294	940297	258	941135	295
846500	516	939134	294	940298	258	941136	295
847200	516	939135	294	940299	258	941137	295
847250	516	939136	294	940300	258	941138	295
847275	516	939137	294	940301	258	941140	295
847300	516	939138	294	940302	258	941141	295
847350	516	939139	294	940325	259	941151LF	261
847400	516	939140	294	940326	259	941151NP	282
847500	516	940121	291	940327	259	941152LF	261
847600	516	940122	291	940328	259	941152NP	282
848500	516	940123	291	940329	259	941153LF	261
860402	158	940130	293	940330	259	941153NP	282
860402C	164	940130LF	268	940331	259	941154LF	261
860404	158	940131	293	940332	259	941154NP	282
860404C	164	940131LF	268	940333	259	941155LF	261
860604	158	940132	293	940334	259	941155NP	282
860604C	164	940132LF	268	940335	259	941156LF	261
860606	158	940133	293	940336	259	941156NP	282
860606C	164	940133LF	268	940352	297	941157LF	261
860806C	164	940134	293	940352LF	268	941157NP	282
860808	158	940134LF	268	940353	297	941158LF	261
860808C	164	940135	293	940353LF	268	941158NP	282
865304C	164	940135LF	268	940354	297	941159LF	261
880402C	164	940136	293	940354LF	268	941160LF	261
880404C	164	940136LF	268	940355	297	941161LF	261
880406C	164	940137	293	940355LF	268	941163LF	261
899000	258	940137LF	268	940356	297	941164LF	261
899001	258	940138	293	940356LF	268	941165LF	261
899002	258	940138LF	268	940357	297	941166LF	261
899003	258	940139	293	940357LF	268	941167LF	261
899004	258	940139LF	268	940358	297	941168LF	261
899005	258	940140	293	940358LF	268	941169LF	261
899050	258	940140LF	268	940359	297	941170LF	261
899051	258	940142LF	268	940359LF	268	941171LF	261
899052	258	940143LF	268	940360	297	942100	292
899053	258	940144LF	268	940360LF	268	942101	292
899054	258	940145LF	268	940362LF	268	942102	292
899055	258	940146LF	268	940363LF	268	942110LF	270
922009	248	940147LF	268	940364LF	268	942111LF	270
922012	247	940171	275	940365LF	268	942112LF	270
922012	248	940171L	276	940366LF	268	942113LF	270
922016	247	940171LF	263	940367LF	268	942123LF	270
922020	247	940171T	276	940403LF	265	942132LF	271
922024	248	940172	275	940404LF	265	942133LF	271
922030	247	940172L	276	940405LF	265	942134LF	271
922030	248	940172LF	263	940406LF	265	942135LF	271
922036	247	940172T	276	940407LF	265	942142	292
922036	248	940173	275	940408LF	265	942142LF	272
922048	248	940173L	276	940409LF	265	942143LF	272
922060	248	940173LF	263	940410LF	265	942144LF	272
922072	248	940173T	276	940411LF	265	942145LF	272
922096	248	940174	275	940461	291	942150LF	269
922112	247	940174L	276	940462	291	942151LF	269
922116	247	940174LF	263	940464	291	942152LF	269
922120	247	940174T	276	940465	291	942162LF	271
922130	247	940175	275	940521	296	942163lf	271
922136	247	940175L	276	940522	296	942164LF	271
922412	247	940175LF	263	940523	296	942165LF	271
922416	247	940176	275	940523LF	268	942170	292
922420	247	940176L	276	940524	296	942171	292
922430	247	940176LF	263	940525	296	942208	277
922436	247	940177	275	940526	296	942209	277
923112	248	940177L	276	940527	296	942210	277
923124	248	940177LF	263	940528	296	943200	277
923136	248	940178	275	940529	296	943201	277
923148	248	940178L	276	940530	296	943202	277
923161	248	940178LF	263	940800	555	943203	277
923172	248	940179*	275	940801	555	943204	277
923196	248	940179LF	263	940803	555	943205	277
923209	247	940180*	275	940804	555	943206	277
923212	247	940180LF	263	940805	555	943207	277
923216	247	940181*	275	940806	555	943212	286
923220	247	940181LF	263	940810	556	943213	286
923409	247	940212LF	264	940811	556	943233LF	264
923412	247	940213LF	264	940812	556	943234LF	264

IFW SUPPLY

NUMERICAL INDEX

Part#	Page	Part#	Page	Part#	Page	Part#	Page
943235LF	264	945612LF	266	949103	302	949487	309
943236LF	264	945613LF	266	949104	302	949488	309
943237LF	264	945614LF	266	949105	302	949521	310
943284	292	945615LF	266	949106	302	949522	310
943287	292	945616LF	266	949107	302	949523	310
943311	286	945621LF	266	949108	302	949524	310
943312	286	945622LF	266	949111	313	949525	310
943313	286	945623LF	266	949112	313	949526	310
943314	286	945631LF	266	949113	313	949527	310
943331	286	945632LF	266	949114	313	949528	310
943332	286	945633LF	266	949115	313	950812	608
943342	286	945640LF	266	949116	313	950816	608
943343	286	945650LF	266	949117	313	962003	324
943345	286	945651LF	266	949118	313	962004	324
943347	286	945652LF	266	949121	312	962006	324
943348	286	947055LF	272	949122	312	962008	324
943350	286	947103	284	949123	312	962010	324
943351	286	947104	284	949124	312	962010LW	323
943612LF	263	947105	284	949125	312	962010UL	323
943613LF	263	947111	284	949126	312	962012	324
943614LF	263	947112	284	949127	312	962012LW	323
943615LF	263	947113	284	949128	312	962012UL	323
943616LF	263	947125	285	949161	303	963002	321
943617LF	263	947126	285	949162	303	963003	321
943750LF	267	947133	292	949163	303	963004	321
943751LF	267	947134	292	949164	303	963004UL	322
943752LF	267	947140	298	949165	303	963005	321
944100	290	947141	298	949166	303	963006	321
944101	290	947142	298	949167	303	963006UL	322
944102	290	947143	298	949168	303	963008	321
944103	290	947144	298	949170	303	963010	321
944106	290	947145	298	949171	301	963012	321
944107	290	947404LF	273	949172	301	963014	321
944109	290	947405LF	273	949173	301	963016	321
944110	290	947406LF	273	949174	301	963025	321
944113	290	947407LF	273	949175	301	970207	360
944116	290	947408LF	273	949176	301	970208	360
944117	290	947414LF	273	949177	301	970217	360
944128	290	947415LF	273	949178	301	970218	360
944130	290	947416LF	273	949180	303	970227	360
944132	290	947417LF	273	949253	311	970228	360
944134	290	947418LF	273	949254	311	970300	255
944134LF	212	947424	273	949255	311	970301	255
944136	290	947425	273	949256	311	970302	255
944138	290	947426	273	949257	311	970303	255
944139	290	947427	273	949258	311	970304	255
944140	290	947428	273	949303	311	970305	255
944142	290	947436	273	949304	311	970306	255
944142LF	212	947437	273	949305	311	970307	255
944142LF	290	947438	273	949306	311	970308	255
944401	299	948101	279	949307	311	970309	255
944402	299	948102	279	949308	311	970310	255
944402V	299	948103	279	949353	310	970311	255
944403	299	948104	279	949354	310	970312	255
944403V	299	948105	279	949355	310	970313	255
944404	299	948106	279	949356	310	970314	255
944404V	299	948107	279	949357	310	970330	255
944405	299	948108	279	949358	310	970331	255
944405V	299	948131	285	949401	307	970332	255
944406	299	948132	285	949402	307	970333	255
944406V	299	948133	285	949403	307	970334	255
944407	299	948134	285	949404	307	970700	255
944407V	299	948135	285	949405	307	970701	255
944408	299	948141	285	949406	307	970702	255
944408V	299	948142	285	949407	307	970703	255
944409	299	948143	285	949408	307	970704	255
944409V	299	948144	285	949430	306	970705	255
944410	299	948170	278	949431	306	970706	255
944410V	299	948170L	281	949432	306	970707	255
944411	299	948170T	280	949441	309	970810	252
944411V	299	948171	278	949442	309	970811	252
944428	298	948171L	281	949443	309	970812	252
944429	298	948171T	280	949444	309	970813	252
944430	298	948172	278	949445	309	970814	252
944430LF	268	948172L	281	949446	309	970815	252
944431	298	948172T	280	949447	309	970816	252
944431LF	268	948173	278	949448	309	970817	252
944432	298	948173L	281	949451	308	970818	252
944432LF	268	948173T	280	949452	308	970819	252
944433	298	948174	278	949453	308	970820	252
944433LF	268	948174L	281	949454	308	970821	252
944434	298	948174T	280	949455	308	970822	252
944434LF	268	948175	278	949471	308	970830	252
944435LF	268	948175L	281	949472	308	970831	252
945601LF	266	948175T	280	949473	308	970832	252
945602LF	266	948176	278	949474	308	970833	252
945603LF	266	948176L	281	949482	309	970834	252
945604LF	266	948177	278	949483	309	970835	252
945605LF	266	948177L	281	949484	309	970836	252
945606LF	266	949101	302	949485	309	970837	252
945611LF	266	949102	302	949486	309	970838	252

IFW SUPPLY

NUMERICAL INDEX

Part#	Page	Part#	Page	Part#	Page	Part#	Page
972171	534	973910	256	983120	568	1050018	520
972172	534	973911	256	983125	568	1050020	520
972173	534	973912	256	983126	568	1050021	520
972180	534	973913	256	983130	568	1050023	520
972181	534	973914	256	987245	339	1050025	520
972182	534	973925	256	987246	339	1050026	520
972183	534	973925SS	257	987247	339	1050029	520
972184	534	973926SS	257	987248	339	1050030	520
972185	534	973927	256	987249	339	1050032	520
972186	534	973927LF	257	987250	339	1050033	520
972187	534	973927SS	257	987251	339	1404126	578
972190	534	973928	256	987252	339	1404128	578
972191	534	973928SS	257	987253	339	1404812	578
972192	534	973929	256	987254	339	1405128	578
972193	534	973930	256	987255	339	1405812	578
972194	534	973930LF	257	987256	339	1410083	524
972195	534	973930SS	257	987257	339	1410118	524
973200	530	973947SS	257	987258	339	1501128	578
973201	530	973948	256	987259	339	1501168	578
973203	530	973948LF	257	987260	339	1501612	578
973204	530	973948SS	257	987261	339	1502128	578
973205	530	973949	256	987262	339	1502812	578
973206	530	973949LF	257	987400	340	1503128	579
973207	530	973949SS	257	987401	340	1503812	579
973208	530	973951	58	987402	340	1700812	620
973211	530	973951	379	987403	340	1703812	620
973215	533	973952	58	987404	340	1704812	620
973216	533	973952	379	987405	340	2403106	580
973217	533	973953	58	987406	340	2403108	580
973219	533	973953	379	987407	340	2403126	580
973221	533	973954	58	987408	340	2403128	580
973223	533	973954	379	988245	339	2404104	581
973224	533	973955	58	988246	339	2404106	581
973226	532	973955	379	988247	339	2404108	581
973230	532	973956	58	988248	339	2404126	581
973231	532	973956	379	988249	339	2404128	581
973232	532	973957	58	988250	339	2404612	581
973233	532	973957	379	988251	339	2404812	581
973234	532	973958	58	988252	339	2404816	581
973238	532	973958	379	988253	339	2405106	581
973252	533	973959	58	988254	340	2405108	581
973253	533	973959	379	988255	340	2405128	581
973255	533	973961LF	257	988256	340	2405812	581
973262	533	973962LF	257	988257	340	2406104	582
973323	532	973963LF	257	988258	340	2406106	582
973325	532	973965	256	988259	340	2406108	582
973326	532	973965LF	257	988260	340	2406124	582
973327	532	973966	256	988261	340	2406126	582
973329	532	973966LF	257	988262	340	2406128	582
973332	532	973967	256	988400	340	2406164	582
973343	529	973967LF	257	988401	340	2406166	582
973345	529	973970LF	257	988402	340	2406168	582
973567	390	973971LF	257	988403	340	2406208	582
973568	390	973975	256	988404	340	2406810	582
973569	390	973975LF	257	988405	340	2406812	582
973570	389	973976	256	988406	340	2500108	582
973571	389	973976LF	257	988407	340	2500128	582
973572	389	973978	256	988408	340	2501106	583
973573	389	973979	256	990571	533	2501108	583
973574	389	973980	256	990781	390	2501126	583
973575	389	973980SS	257	990782	390	2501128	583
973667	390	973981	256	990783	390	2501612	583
973668	390	973982	256	990784	390	2501812	583
973669	390	973982SS	257	990785	390	2501816	583
973670	389	973990	58	990786	390	2502128	583
973671	389	973990	379	990790	181	2503106	584
973672	389	973991	58	990791	181	2503108	584
973673	389	973991	379	990792	181	3000004	507
973674	389	974264	256	990793	181	3000006	507
973675	389	974265	256	990794	181	3000008	507
973859	449	982107	568	1000265	315	3000020	507
973862	449	982108	568	1000365	315	5000126	587
973863	449	982109	568	1000465	315	5000128	587
973864	449	982110	568	1000665	315	5000168	587
973865	449	982120	568	1000865	315	5404126	587
973868	449	982121	568	1050000	520	5404128	587
973869	449	982122	568	1050001	520	5404166	587
973884	449	982125	568	1050002	520	5404168	587
973885	449	982126	568	1050003	520	5405128	587
973886	449	982130	568	1050006	520	5405612	587
973887	449	982131	568	1050007	520	5405812	587
973888	449	982132	568	1050008	520	5405816	587
973901	256	982135	568	1050009	520	5406122	588
973902	256	982136	568	1050010	520	5406124	588
973903	256	982137	568	1050011	520	5406126	588
973904	256	982138	568	1050012	520	5406128	588
973905	256	982140	568	1050013	520	5406164	588
973906	256	983100	568	1050014	520	5406166	588
973907	256	983101	568	1050015	520	5406168	588
973908	256	983110	568	1050016	520	5406204	588
973909	256	983116	568	1050017	520	5406206	588

IFW SUPPLY

NUMERICAL INDEX

Part#	Page	Part#	Page	Part#	Page	Part#	Page
5406208	588	9641612LF	364	16031212	579	23611616	622
5406248	588	9641616LF	364	16031616	579	23612020	622
5406328	588	9651212CPELF	365	17001212	620	23612424	622
5500128	589	9651212FLLF	362	17001216	620	23621212	622
5502128	590	9651212PEPLF	365	17001612	620	23621616	622
5502488	590	9651213LF	365	17001616	620	23622020	622
5502812	590	9651616FLLF	362	17001620	620	23622424	622
5504128	591	9651616LF	365	17001624	620	24031010	580
6200453C	161	9661212FLLF	361	17002016	620	24031210	580
6400106	593	9661212LF	363	17002020	620	24031212	580
6400108	593	9661212PEPLF	361	17002024	620	24031414	580
6400126	593	9661216PEPLF	361	17002032	620	24031612	580
6400128	593	9661612FLLF	361	17002420	620	24031616	580
6400168	593	9661612LF	363	17002424	620	24032016	580
6400610	593	9661616FLLF	361	17002432	620	24032020	580
6400612	593	9661616LF	363	17003232	620	24041012	581
6400616	593	9661616PEPLF	361	17031212	620	24041212	581
6400810	593	9662020FLLF	361	17031216	620	24041216	581
6400812	593	9662020LF	363	17031612	620	24041612	581
6400816	593	9662424FLLF	361	17031616	620	24041616	581
6401106	593	9662424LF	363	17031620	620	24041620	581
6401108	593	9663232FLLF	361	17032016	620	24041624	581
6401126	593	9663232LF	363	17032020	620	24042012	581
6401128	593	9681212ESLF	364	17032024	620	24042016	581
6401812	593	9681212FLLF	361	17032420	620	24042020	581
6404108	594	9681212LF	363	17032424	620	24042024	581
6500108	596	9681212PEPLF	361	17032432	620	24042416	581
6501108	596	9681216FLLF	361	17033232	620	24042420	581
6505108	597	9681216LF	363	17041016	620	24042424	581
6505128	597	9681216PEPLF	361	17041212	620	24042432	581
6506106	597	9681612FLLF	361	17041216	620	24043220	581
6506108	597	9681612LF	363	17041220	620	24043224	581
6506128	597	9681616ESLF	364	17041612	620	24043232	581
7000108	608	9681616FLLF	361	17041616	620	24051212	581
7000128	608	9681616LF	363	17041620	620	24051216	581
7000812	608	9681616PEPLF	361	17041624	620	24051612	581
7002108	609	9681620LF	363	17042016	620	24051616	581
7002812	609	9682020FLLF	361	17042020	620	24051620	581
7005410	610	9682020LF	363	17042024	620	24052020	581
7005412	610	9682424FLLF	361	17042032	620	24052024	581
7005414	610	9682424LF	363	17042420	620	24052424	581
7005418	610	9683232FLLF	361	17042424	620	24053232	581
7005512	610	9683232LF	363	17042432	620	24061210	582
7005514	610	9691212CTSLF	362	17043232	620	24061216	582
7005614	610	9691616CTSLF	362	18001212	620	24061612	582
7005616	610	10001065	315	18001216	620	24061620	582
7005618	610	14041212	578	18001612	620	24062012	582
7005816	610	14041216	578	18001616	620	24062016	582
7005818	610	14041612	578	18001620	620	24062416	582
7005822	610	14041616	578	18001624	620	24062420	582
7022108	610	14041620	578	18002016	620	24063224	582
7025410	611	14042016	578	18002020	620	25001010	582
7025412	611	14042020	578	18002024	620	25001212	582
7025512	611	14042024	578	18002420	620	25001612	582
7025614	611	14042424	578	18002424	620	25001616	582
7025616	611	14043232	578	18031212	621	25002020	582
7025816	611	14051212	578	18031216	621	25002424	582
7045210	611	14051216	578	18031612	621	25003232	582
7045412	611	14051612	578	18031616	621	25011012	583
7045414	611	14051616	578	18031620	621	25011212	583
7045612	611	14052020	578	18031624	621	25011216	583
7045616	611	14052420	578	18032016	621	25011612	583
7045618	611	14052424	578	18032020	621	25011616	583
7045816	611	14053232	578	18032024	621	25011620	583
7045818	611	15011212	578	18032420	621	25012016	583
7045822	611	15011216	578	18032424	621	25012020	583
7420108	608	15011612	578	18033232	621	25012024	583
7420128	608	15011616	578	18041212	621	25012416	583
8401088	512	15012016	578	18041216	621	25012420	583
9621212FLCTSLF	363	15012020	578	18041220	621	25012424	583
9621212FLLF	362	15012024	578	18041612	621	25012432	583
9621212LF	363	15012420	578	18041616	621	25013232	583
9621216FLLF	362	15012424	578	18041620	621	25021212	583
9621216LF	363	15013232	578	18041624	621	25021612	583
9621616FLLF	362	15021212	578	18042016	621	25021616	583
9621616LF	363	15021616	578	18042020	621	25022020	583
9621620LF	363	15022020	578	18042024	621	25022424	583
9621624LF	363	15022424	578	18042420	621	25031012	584
9622020FLLF	362	15031212	579	18042424	621	25031212	584
9622020LF	363	15031216	579	18043232	621	25031216	584
9622424FLLF	362	15031612	579	22611212	622	25031616	584
9622424LF	363	15031616	579	22611616	622	25031620	584
9623232FLLF	362	15032016	579	22612020	622	25032016	584
9623232LF	363	15032020	579	22612424	622	25032020	584
9631212LF	364	15032424	579	22613232	622	25032424	584
9631215LF	364	15041212	579	22621212	622	25033232	584
9631216LF	364	15041616	579	22621616	622	26011212	584
9631612LF	364	16011212	579	22622020	622	26031010	584
9631618LF	364	16011616	579	22622424	622	26031212	584
9641212LF	364	16021212	579	22623232	622	26031616	584
9641216LF	364	16021616	579	23611212	622	27051212	586

IFW SUPPLY

NUMERICAL INDEX

Part#	Page	Part#	Page	Part#	Page	Part#	Page
27051616	586	65061012	597	BC4-200-DP	456	CDCSL-300-A1	445
27052020	586	65061212	597	BE-300-SP	455	CDCSL-300-SS1	446
27061212	586	65061616	597	BG50	448	CDCSL-400-A1	445
27061616	586	65062020	597	BG75	448	CDCSL-400-SS1	446
27062020	586	65062424	597	BG100	448	CDCSL-600-A1	445
27062424	586	65063232	597	BG125	448	CDP-050-A1	436
50001212	587	65063232	597	BG150	448	CDP-050-PP	439
50001612	587	70001012	608	BG200	448	CDP-075-A1	436
50002016	587	70001212	608	BG250	448	CDP-075-PP	439
50002020	587	70001616	608	BG300	448	CDP-100-A1	436
54041612	587	70021212	609	BG400	448	CDP-100-PP	439
54042012	587	70021216	609	BG600	448	CDP-100-SS1	441
54042016	587	70021616	609	BLAY-100	480	CDP-125-A1	436
54042412	587	70051018	610	BLAY-125	480	CDP-125-PP	439
54042416	587	70051020	610	BLAY-150	480	CDP-125-SS1	441
54042420	587	70051022	610	*BLAY-200	480	CDP-150-A1	436
54043224	587	70051222	610	BLAY-200-CASS	480	CDP-150-PP	439
54051212	587	70051227	610	BLAY-250	480	CDP-150-SS1	441
54051216	587	70221212	610	*BLAY-300	480	CDP-200-A1	436
54051220	587	70221616	610	*BLAY-300-CASS	480	CDP-200-B1	443
54051616	587	70251022	611	*BLAY-400	480	CDP-200-PP	439
54051620	587	70251227	611	*BLAY-400-CASS	480	CDP-200-SS1	441
54051624	587	70251633	611	*BLAY-600	480	CDP-250-A1	436
54052020	587	70421212	610	BLAY-600-CASS	480	CDP-250-B1	443
54052024	587	70421616	610	*BLOW150-300	467	CDP-300-A1	436
54052424	587	70451227	611	*BLOW150-400	467	CDP-300-B1	443
54061612	588	70451633	611	Body	267	CDP-300-PP	439
54062012	588	71060404	156	Body Size	616	CDP-300-SS1	441
54062016	588	71060404C	163	Body Size	616	CDP-400-A1	436
54062412	588	71060406C	163	BRLAYHD-200	481	CDP-400-B1	443
54062416	588	71080408C	163	BRLAYHD-300	481	CDP-400-PP	439
54062420	588	71080608C	163	BRLAYHD-400	481	CDP-400-SS1	441
54063212	588	72001212	608	BRLAYHD-600	481	CDP-500-A1	436
54063216	588	72001616	608	BSB-400-187	471	CDP-600-A1	436
54063220	588	72060404	157	BSB-400-250	471	CDP-800-A1	436
54063224	588	74201212	608	BSB-450-125	471	CF-05101-SS304	497
55001212	589	74201612	608	BSB-500-187	471	CF-05101S-SP	493
55001612	589	74201616	608	BSB-500-250	471	CF-05102-SS304	497
55001612	589	75201010	608	BSB-600-250	471	CF-08105-SP	493
55002016	589	75201212	608	BSWBLT-063-150GH50	492	CF-08105-SS304	497
55002020	589	964121212FLLF	362	BSWBLT-075-150GH50	492	CF-08106-SS304	497
55011212	590	964121216FLLF	362	Cap	267	CF-08108-SS304	497
55011616	590	964161616FLLF	362	CC-1113	522	CF-10108-SS304	497
55021216	590	972121212LF	365	CC-1315	522	CF-10109-SP	493
55021612	590	972121216LF	365	CC-1517	522	CF-10109-SS304	497
55021616	590	972161616LF	365	CC-1518	522	CF-10110-SP	493
55021620	590	978121212LF	365	CC-1720	522	CF-10110-SS304	497
55031212	590	978121216LF	365	CC-2023	522	CF-10111-SP	493
55041612	591	978161616LF	365	CC-2225	522	CF-10111-SS304	497
64001012	593	ANV1F	612	CC-2327	522	CF-13113-SP	493
64001016	593	ANV1FSAE	614	CC-2528	522	CF-13114-SP	493
64001210	593	ANV1M	612	CC-2731	522	CF-13114-SS304	498
64001214	593	ANV1MSAE	614	CC-3134	522	CF-13115-SS304	498
64001216	593	ANV12F	612	CC-3740	522	CF-15115-SP	494
64001610	593	ANV12FSAE	614	CDC-050-A1	436	CF-15115-SS304	498
64001612	593	ANV12M	612	CDC-050-PP	439	CF-15200-SS304	498
64001614	593	ANV12MSAE	614	CDC-050-SS1	441	CF-15201-SP	494
64001620	593	ANV14F	612	CDC-075-A1	436	CF-15201-SS304	498
64001624	593	ANV14FSAE	614	CDC-075-PP	439	CF-15202L-SP	494
64002012	593	ANV14M	612	CDC-075-SS1	441	CF-15202-SP	494
64002016	593	ANV14MSAE	614	CDC-100-A1	436	CF-15202-SS304	498
64002024	593	ANV34F	612	CDC-100-B1	443	CF-15203-SP	494
64002420	593	ANV34FSAE	614	CDC-100-PP	439	CF-15203-SS304	498
64002432	593	ANV34M	612	CDC-100-SS1	441	CF-15204-SS304	498
64003224	593	ANV34MSAE	614	CDC-125-A1	436	CF-15205-SP	494
64011212	593	ANV38F	612	CDC-125-PP	439	CF-15205-SS304	498
64011612	593	ANV38FSAE	614	CDC-125-SS1	441	CF-20208-SP	494
64011616	593	ANV38M	612	CDC-150-A1	436	CF-20208-SS304	498
64012016	593	ANV38MSAE	614	CDC-150-PP	439	CF-20209-L-SP	494
64012020	593	ARI-300	470	CDC-150-SS1	441	CF-20209-SP	494
64012424	593	ARI-400	470	CDC-200-A1	436	CF-20209-SS304	498
64013232	593	ARI-600	470	CDC-200-B1	443	CF-20210-SP	494
64041212	594	AVAWB-063-150GH50	491	CDC-200-PP	439	CF-20210-SS304	498
64041616	594	AVAWB-075-150GH50	491	CDC-200-SS1	441	CF-20211L-SP	494
64042020	594	AVAWR-063-150GH50	491	CDC-250-A1	436	CF-20211-SP	494
64060604C	161	AVAWR-075-150GH50	491	CDC-250-SS1	441	CF-20211-SS304	498
65001216	596	BAIRLT-025-300BM45	489	CDC-300-A1	436	CF-20212L-SP	494
65011212	596	BAIRLT-025-300BM45-25	489	CDC-300-B1	443	CF-20212-SP	494
65011616	596	BAIRLT-025-300BM45-100	489	CDC-300-PP	439	CF-20212-SS304	498
65012020	596	BAIRLT-038-300BM45	489	CDC-300-SS1	441	CF-20213L-SP	494
65012424	596	BAIRLT-038-300BM45-25	489	CDC-400-A1	436	CF-20213-SP	494
65013232	596	BAIRLT-038-300BM45-100	489	CDC-400-B1	443	CF-20213-SS304	498
65031212	596	BAIRLT-050-300BM65	489	CDC-400-PP	439	CF-20214-SP	494
65041010	596	BAIRLT-050-300BM65-25	489	CDC-400-SS1	441	CF-20214-SS304	498
65041212	596	BAIRLT-050-300BM65-100	489	CDC-500-A1	436	CF-20215-SP	494
65041616	596	Ball	267	CDC-600-A1	436	CF-25303L-SP	495
65042020	596	BC2-075A-DP	456	CDC-600-SS1	441	CF-25303-SP	495
65051212	597	BC2-075C-DP	456	CDC-800-A1	436	CF-30309-SP	495
65051612	597	BC4-100B-DP	456	CDCSL-200-A1	445	CF-30309-SS304	498
65051616	597	BC4-125-DP	456	CDCSL-200-SS1	446	CF-30310L-SP	495
65052424	597	BC4-200A-DP	456			CF-30310-SP	495

IFW SUPPLY

NUMERICAL INDEX

Part#	Page	Part#	Page	Part#	Page	Part#	Page
CF-30310-SS304	498	CGA-125-PP	438	CGC-150CR-A1	447	CGE-075-PP	439
CF-30311L-SP	495	CGA-125-SS1	440	CGC-150CR-SS1	447	CGE-075-SS1	441
CF-30311-SP	495	CGA-150-A1	435	CGC-150-PP	438	CGE-100-A1	436
CF-30311-SS304	498	CGA-150-B1	442	CGC-150-SS1	440	CGE-100-B1	443
CF-30312L-SP	495	CGA-150-PP	438	CGC-200-A1	435	CGE-100CR-SS1	447
CF-30312-SP	495	CGA-150-SS1	440	CGC-200-B1	442	CGE-100-PP	439
CF-30312-SS304	498	CGA-200-A1	435	CGC-200CR-A1	447	CGE-100-SS1	441
CF-30313L-SP	495	CGA-200-B1	442	CGC-200CR-SS1	447	CGE-125-A1	436
CF-30313-SP	495	CGA-200-PP	438	CGC-200-PP	438	CGE-125-PP	439
CF-30313-SS304	498	CGA-200-SS1	440	CGC-200-SS1	440	CGE-125-SS1	441
CF-30314L-SP	495	CGA-250-A1	435	CGC-250-A1	435	CGE-150-A1	436
CF-30314-SP	495	CGA-250-SS1	440	CGC-250-B1	442	CGE-150-B1	443
CF-30314-SS304	498	CGA-300-A1	435	CGC-250CR-A1	447	CGE-150CR-A1	447
CF-30315L-SP	495	CGA-300-B1	442	CGC-250-SS1	440	CGE-150CR-SS1	447
CF-30315-SP	495	CGA-300-PP	438	CGC-300-A1	435	CGE-150-PP	439
CF-30315-SS304	498	CGA-300-SS1	440	CGC-300-B1	442	CGE-150-SS1	441
CF-30400L-SP	495	CGA-400-A1	435	CGC-300CR-A1	447	CGE-200-A1	436
CF-30400-SP	495	CGA-400-B1	442	CGC-300CR-SS1	447	CGE-200-B1	443
CF-30400-SS304	498	CGA-400-PP	438	CGC-300-PP	438	CGE-200CR-A1	447
CF-40409-SP	496	CGA-400-SS1	440	CGC-300-SS1	440	CGE-200CR-SS1	447
CF-40410L-SP	496	CGA-500-A1	435	CGC-400-A1	435	CGE-200-PP	439
CF-40410-SP	496	CGA-600-A1	435	CGC-400-B1	442	CGE-200-SS1	441
CF-40410-SS304	499	CGA-600-B1	442	CGC-400CR-A1	447	CGE-250-A1	436
CF-40411L-SP	496	CGA-600-SS1	440	CGC-400CR-SS1	447	CGE-250CR-A1	447
CF-40411-SP	496	CGA-800-A1	435	CGC-400-PP	438	CGE-300-A1	436
CF-40411-SS304	499	CGA-3040-A	437	CGC-400-SS1	440	CGE-300-B1	443
CF-40412L-SP	496	CGA-4030-A	437	CGC-500-A1	435	CGE-300CR-A1	447
CF-40412-SP	496	CGASV-300-A	437	CGC-600-A1	435	CGE-300CR-SS1	447
CF-40412-SS304	499	CGB-050-A1	435	CGC-600CR-A1	447	CGE-300-PP	439
CF-40413L-SP	496	CGB-050-PP	438	CGC-600-SS1	440	CGE-300-SS1	441
CF-40413-SP	496	CGB-050-SS1	440	CGC-800-A1	435	CGE-400-A1	436
CF-40413-SS304	499	CGB-075-A1	435	CGCSL-200CR-A1	445	CGE-400-B1	443
CF-40414L-SP	496	CGB-075-PP	438	CGCSL-200CR-SS1	446	CGE-400CR-A1	447
CF-40414-SP	496	CGB-075-SS1	440	CGCSL-300CR-A1	445	CGE-400CR-SS1	447
CF-40414-SS304	499	CGB-100-A1	435	CGCSL-300CR-SS1	446	CGE-400-PP	439
CF-40415L-SP	496	CGB-100-B1	442	CGCSL-400CR-A1	445	CGE-400-SS1	441
CF-40415-SP	496	CGB-100-PP	438	CGCSL-400CR-SS1	446	CGE-500-A1	436
CF-40415-SS304	499	CGB-100-SS1	440	CGCSL-600CR-A1	445	CGE-600-A1	436
CF-40500L-SP	496	CGB-125-A1	435	CGD-050-A1	435	CGE-600CR-A1	447
CF-40500-SP	496	CGB-125-B1	442	CGD-050-B1	442	CGE-600-SS1	441
CF-40501L-SP	496	CGB-125-PP	438	CGD-050-PP	438	CGE-800-A1	436
CF-40501-SP	496	CGB-125-SS1	440	CGD-050-SS1	440	CGF-050-A1	436
CF-60610-SP	496	CGB-150-A1	435	CGD-075-A1	435	CGF-050-B1	443
CF-60612-SP	496	CGB-150-B1	442	CGD-075-B1	442	CGF-050-PP	439
CF-60614-SP	496	CGB-150-PP	438	CGD-075-PP	438	CGF-050-SS1	441
CF-60702-SP	496	CGB-150-SS1	440	CGD-075-SS1	440	CGF-075-A1	436
CF-60704-SP	496	CGB-200-A1	435	CGD-100-A1	435	CGF-075-B1	443
CFT-08104T-SS304	497	CGB-200-B1	442	CGD-100-B1	442	CGF-075-PP	439
CFT-08106T-SP	493	CGB-200-PP	438	CGD-100-PP	438	CGF-075-SS1	441
CFT-08106T-SS304	497	CGB-200-SS1	440	CGD-100-SS1	440	CGF-100-A1	436
CFT-08107T-SP	493	CGB-250-A1	435	CGD-125-A1	435	CGF-100-B1	443
CFT-08107T-SS304	497	CGB-250-B1	442	CGD-125-B1	442	CGF-100-PP	439
CFT-08108T-SP	493	CGB-250-SS1	440	CGD-125-PP	438	CGF-100-SS1	441
CFT-08108T-SS304	497	CGB-300-A1	435	CGD-125-SS1	440	CGF-125-A1	436
CFT-08109T-SP	493	CGB-300-B1	442	CGD-150-A1	435	CGF-125-PP	439
CFT-08109T-SS304	497	CGB-300-PP	438	CGD-150-B1	442	CGF-125-SS1	441
CFT-10114T-SP	493	CGB-300-SS1	440	CGD-150-PP	438	CGF-150-A1	436
CFT-10115T-SP	493	CGB-400-A1	435	CGD-150-SS1	440	CGF-150-B1	443
CFT-10117T-SP	493	CGB-400-B1	442	CGD-200-A1	435	CGF-150-PP	439
CFT-10117T-SS304	497	CGB-400-PP	438	CGD-200-B1	442	CGF-150-SS1	441
CFT-10118T-SP	493	CGB-400-SS1	440	CGD-200-PP	438	CGF-200-A1	436
CG-075-NBR	448	CGB-500-A1	435	CGD-200-SS1	440	CGF-200-B1	443
CG-100-NBR	448	CGB-600-A1	435	CGD-250-A1	435	CGF-200-PP	439
CG-100-VI	448	CGB-800-A1	435	CGD-250-SS1	440	CGF-200-SS1	441
CG-125-NBR	448	CGB-3020-A	437	CGD-300-A1	435	CGF-250-A1	436
CG-150-NBR	448	CGB-3040-A	437	CGD-300-B1	442	CGF-250-B1	443
CG-200-EPDM	448	CGBSL-200-A1	445	CGD-300-PP	438	CGF-300-A1	436
CG-200-NBR	448	CGBSL-200-SS1	446	CGD-300-SS1	440	CGF-300-B1	443
CG-200-VI	448	CGBSL-300-A1	445	CGD-400-A1	435	CGF-300-PP	439
CG-250-NBR	448	CGBSL-300-SS1	446	CGD-400-B1	442	CGF-300-SS1	441
CG-300-EPDM	448	CGBSL-400-A1	445	CGD-400-SS1	440	CGF-400-A1	436
CG-300-NBR	448	CGBSL-400-SS1	446	CGD-500-A1	435	CGF-400-B1	443
CG-300-VI	448	CGC-050-A1	435	CGD-500-SS1	440	CGF-400-PP	439
CG-400-NBR	448	CGC-050-B1	442	CGD-600-A1	435	CGF-400-SS1	441
CG-400-VI	448	CGC-050-PP	438	CGD-600-SS1	440	CGF-500-A1	436
CG-600-NBR	448	CGC-050-SS1	440	CGD-800-A1	435	CGF-600-A1	436
CG-800-NBR	448	CGC-075-A1	435	CGD-3020-A	437	CGF-600-SS1	441
CGA-050-A1	435	CGC-075-B1	442	CGD-4030-A	437	CGF-800-A1	436
CGA-050-B1	442	CGC-075-PP	438	CGDSL-200-A1	445	CNFL-200CR-S	453
CGA-050-PP	438	CGC-075-SS1	440	CGDSL-200-SS1	446	CNFL-200CR-SS316	453
CGA-050-SS1	440	CGC-100-A1	435	CGDSL-300-A1	445	CNFL-300CR-S	453
CGA-075-A1	435	CGC-100-B1	442	CGDSL-300-SS1	446	CNFL-300CR-SS316	453
CGA-075-B1	442	CGC-100CR-SS1	447	CGDSL-400-A1	445	CNFL-400CR-S	453
CGA-075-PP	438	CGC-100-PP	438	CGDSL-400-SS1	446	CNFL-400CR-SS316	453
CGA-075-SS1	440	CGC-100-SS1	440	CGDSL-600-A1	445	CNFL-600CR-S	453
CGA-100-A1	435	CGC-125-A1	435	CGDSL-600-SS1	446	CNFL-600CR-SS316	453
CGA-100-B1	442	CGC-125-B1	442	CGE-050-A1	436	CNG-200CR-SP	453
CGA-100-PP	438	CGC-125-PP	438	CGE-050-PP	439	CNG-200CR-SS316	453
CGA-100-SS1	440	CGC-125-SS1	440	CGE-050-SS1	441	CNG-200-S	450
CGA-125-A1	435	CGC-150-A1	435	CGE-075-A1	436	CNG-200-SP	450
CGA-125-B1	442	CGC-150-B1	442	CGE-075-B1	443	CNG-250CR-SS316	453

IFW SUPPLY

NUMERICAL INDEX

Part#	Page	Part#	Page	Part#	Page	Part#	Page
CNG-300CR-SP	453	CNT-800-sP	449	CSL-15204-SP	501	CSL-80812-SP	503
CNG-300CR-SS316	453	CNTB-200CR-S	453	CSL-15205-SP	501	CSL-80900-SP	503
CNG-300-S	450	CNTB-200CR-SS316	453	CSL-15206-SP	501	CSL-80904-SP	503
CNG-300-SP	450	CNTB-300CR-S	453	CSL-20204-SP	501	CSL-80908-SP	503
CNG-400CR-SP	453	CNTB-300CR-SS316	453	CSL-20206-SP	501	CSL-100108-SP	504
CNG-400CR-SS316	453	CNTB-400CR-S	453	CSL-20206-SS304	505	CSL-100114-SP	504
CNG-400CS-S	452	CNTB-400CR-SS316	453	CSL-20206S-SP	501	DA-2015-A	437
CNG-400CS-SP	452	CNTB-600CR-S	453	CSL-20207-SP	501	DA-2030-A	437
CNG-400-S	450	CNTB-600CR-SS316	453	CSL-20207-SS304	505	DA-3015-A	437
CNG-400-SP	450	CPHL-03	522	CSL-20207S-SP	501	DA-3020-A	437
CNG-600CR-SP	453	CPHL-04	522	CSL-20208-SP	501	DA-3040-A	437
CNG-600CS-S	452	CPHL-05	522	CSL-20208-SS304	505	DA-4030-A	437
CNG-600CS-SP	452	CPHL-06	522	CSL-20209-A	499	DA-6040-A	437
CNG-600-S	450	CPHL-07	522	CSL-20209-SP	501	DBC-400-DP*	517
CNG-600-SP	450	CPHL-08	522	CSL-20209-SS304	505	DBC-525-DP*	517
CNG-800CS-S	452	CPHL-09	522	CSL-20209S-SP	501	DBC-675-DP*	517
CNG-800CS-SP	452	CPHL-10	522	CSL-20210-A	499	DBC-875-DP*	517
CNL-200CR-SP	452	CPHL-11	522	CSL-20210-SP	501	DBC-988-DP*	517
CNL-250CR-SP	452	CPHL-12	522	CSL-20210-SS304	505	DBC-1275-DP*	517
CNL-300CR-SP	452	CPHL-14	522	CSL-20210S-SP	501	DBC-1360-DP	517
CNL-400CR-SP	452	CPHL-16	522	CSL-20211-A	499	DD-2020-A	437
CNSC-300CR-SP	453	CPHL-18	522	CSL-20211-SP	501	DD-2030-A	437
CNSC-400CR-SP	453	CPHL-20	522	CSL-20211-SS304	505	DD-3030-A	437
CNT-050-a	450	CPHL-20	522	CSL-20211S-SP	501	DD-3040-A	437
CNT-050-s	449	CPHLS-04	522	CSL-20212-SP	501	DD-4040-A	437
CNT-050-sP	449	CPHLS-05	522	CSL-20212-SS304	505	DURFL-200	482
CNT-050-SS316	449	CPHLS-06	522	CSL-20213-SP	501	DURFL-200-CCASSP	482
CNT-075-a	450	CPHLS-07	522	CSL-20214-SP	501	*DURFL-300	482
CNT-075-b	450	CPHLS-08	522	CSL-20214-SS304	505	DURFL-300-CCASSP	482
CNT-075-s	449	CPHLS-09	522	CSL-20215-SP	501	*DURFL-400	482
CNT-075-sP	449	CPHLS-10	522	CSL-20300-SP	501	DURFL-400-CASSP	482
CNT-075-SS316	449	CPHLS-11	522	CSL-25302-SP	502	DURFL-400-CCASSP	482
CNT-100-a	450	CPHLS-12	522	CSL-25306-SP	502	*DURFL-600	482
CNT-100-b	450	CPHLS-14	522	CSL-30304-SP	502	DURFL-600-CASSP	482
CNT-100CR-SP	452	CPHLS-16	522	CSL-30306-SP	502	DX35TR25	537
CNT-100CR-SS316	452	CPHLS-18	522	CSL-30306S-SP	502	DX35TR38	537
CNT-100-s	449	CPHLS-20	522	CSL-30307-SP	502	DX4324	538
CNT-100-sP	449	CPHLS-24	522	CSL-30308-SP	502	DX4336	538
CNT-100-SS316	449	CPHLS-28	522	CSL-30308S-SP	502	DX4424	538
CNT-125-a	450	CPHLS-32	522	CSL-30309-SP	502	DX4436	538
CNT-125-b	450	CRPVC-019	466	CSL-30309-SS304	505	DX4524VG	538
CNT-125CR-SP	452	CRPVC-025	466	CSL-30309S-SP	502	DX4536VG	538
CNT-125CR-SS316	452	CRPVC-025-100	466	CSL-30310-A	499	DX5005	538
CNT-125-s	449	CRPVC-031	466	CSL-30310-SP	502	DX5006	538
CNT-125-sP	449	CRPVC-031-100	466	CSL-30310-SS304	505	DX5022	538
CNT-125-SS316	449	*CRPVC-038	466	CSL-30310S-SP	502	DX5090	538
CNT-150-A	450	CRPVC-038-100	466	CSL-30311-SP	502	DX5190	538
CNT-150-b	450	*CRPVC-050	466	CSL-30311-SS304	505	DX5197	538
CNT-150CR-SP	452	*CRPVC-050-100	466	CSL-30311S-SP	502	DX60092	537
CNT-150CR-SS316	452	CRPVC-063	466	CSL-30312-SP	502	DX140030MG	536
CNT-150-s	449	CRPVC-063-100	466	CSL-30312S-SP	505	DX140040MG	536
CNT-150-sP	449	CRPVC-075	466	CSL-30313-SP	502	DX140050MG	536
CNT-150-SS316	449	CRPVC-075-100	466	CSL-30313-A	499	DX140060MG	536
CNT-200-A	450	*CRPVC-100	466	CSL-30313-SP	502	DX140070MG	536
CNT-200-b	450	*CRPVC-100-100	466	CSL-30313-SS304	505	DX141530MG	536
CNT-200CR-SP	452	CRPVC-125	466	CSL-30313S-SP	502	DX141540MG	536
CNT-200CR-SS316	452	CRPVC-150	466	CSL-30314-A	499	DX141550MG	536
CNT-200-s	449	CRPVC-200	466	CSL-30314-SP	502	DX141560MG	536
CNT-200-sP	449	CSL-05100S-SP	500	CSL-30314-SS304	505	DX141570MG	536
CNT-200-SS316	449	CSL-05100S-SS304	504	CSL-30314S-SP	502	DX142530MG	536
CNT-250-A	450	CSL-08102S-SP	500	CSL-30315-A	499	DX142540MG	536
CNT-250-b	450	CSL-08104-SS304	504	CSL-30400-SP	502	DX142550MG	536
CNT-250CR-SP	452	CSL-08104S-SS304	504	CSL-40406-SP	503	DX142560MG	536
CNT-250CR-SS316	452	CSL-08105S-SP	500	CSL-40408-SP	503	DX142570MG	536
CNT-250-s	449	CSL-08106-SP	500	CSL-40409-SP	503	DX144030MG	536
CNT-250-sP	449	CSL-10107-SP	500	CSL-40410-SP	503	DX144040MG	536
CNT-250-SS316	449	CSL-10107S-SP	500	CSL-40410S-SP	503	DX144050MG	536
CNT-300-A	450	CSL-10108-SP	500	CSL-40411-A	499	DX144060MG	536
CNT-300-b	450	CSL-10108-SS304	504	CSL-40411-SP	503	DX144070MG	536
CNT-300CR-SP	452	CSL-10108S-SP	500	CSL-40411S-SP	503	DX250030	536
CNT-300CR-SS316	452	CSL-10109-SP	500	CSL-40412-A	499	DX250040	536
CNT-300-s	449	CSL-10109S-SP	500	CSL-40412-SP	503	DX250050	536
CNT-300-sP	449	CSL-10109S-SS304	504	CSL-40412S-SP	503	DX250060	536
CNT-300-SS316	449	CSL-10110-SP	500	CSL-40413-A	499	DX251530	536
CNT-400-A	450	CSL-10110-SS304	504	CSL-40413-SP	503	DX251540	536
CNT-400CR-SP	452	CSL-10110S-SS304	504	CSL-40413S-SP	503	DX251550	536
CNT-400CR-SS316	452	CSL-10111-SP	500	CSL-40414-A	499	DX251560	536
CNT-400CS-S	452	CSL-10111S-SP	500	CSL-40414-SP	503	DX252530	536
CNT-400CS-SP	452	CSL-10112-SP	500	CSL-40414S-SP	503	DX252540	536
CNT-400-s	449	CSL-10112-SS304	504	CSL-40415-SP	503	DX252550	536
CNT-400-sP	449	CSL-13113S-SP	500	CSL-40500-SP	503	DX252560	536
CNT-400-SS316	449	CSL-13113S-SS304	505	CSL-40500S-SP	503	DX254030	536
CNT-500-sP	449	CSL-13114-SS304	505	CSL-60604-SP	503	DX254040	536
CNT-600CR-SP	452	CSL-13114S-SP	500	CSL-60606-SP	503	DX254050	536
CNT-600CR-SS316	452	CSL-15112-SP	501	CSL-60608-SP	503	DX254060	536
CNT-600CS-S	452	CSL-15115-SP	501	CSL-60610-SP	503	DX256500	536
CNT-600CS-SP	452	CSL-15200-SP	501	CSL-60612-SP	503	DX259520	536
CNT-600-s	449	CSL-15201-SP	501	CSL-60614-SP	503	DX259530	536
CNT-600-sP	449	CSL-15201-SS304	505	CSL-60700-SP	503	DX259540	536
CNT-800CS-S	452	CSL-15202-SP	501	CSL-60702-SP	503	DX259550	536
CNT-800CS-SP	452	CSL-15202S-SP	501	CSL-60704-SP	503	DX259560	536
CNT-800CS-S	452	CSL-15203-SP	501				

IFW SUPPLY

NUMERICAL INDEX

Part#	Page	Part#	Page	Part#	Page	Part#	Page
DX259570	536	FRAC400-600	477	FS660244	606	FS68011612	606
DX722530	537	FS4	523	FS660266	606	FS68011616	606
DX722540	537	FS5	523	FS660288	606	FS68011620	606
DX722550	537	FS6	523	FS680144	606	FS68012016	606
DX723230	537	FS7	523	FS680146	606	FS68012020	606
DX723240	537	FS8	523	FS680164	606	FS68012424	606
DX723250	537	FS9	523	FS680166	606	FS68021010	607
DX723260	537	FS10	523	FS680168	606	FS68021212	607
DX724030	537	FS11	523	FS680186	606	FS68021616	607
DX724040	537	FS12	523	FS680188	606	FS68022020	607
DX724050	537	FS14	523	FS680244	607	FS68022424	607
DX724060	537	FS16	523	FS680264	607	FS68031212	607
DX725030	537	FS18	523	FS680266	607	FS68031616	607
DX725040	537	FS20	523	FS680268	607	FS68032020	607
DX725050	537	FS24	523	FS680286	607	FS68032424	607
DX725060	537	FS28	523	FS680288	607	FS68041212	607
EPDM-150	472	FS6400044	605	FS680344	607	FS68041616	607
EPDM-200	472	FS6400046	605	FS680366	607	FS68042020	607
EPDM-300	472	FS6400064	605	FS680388	607	FS68042424	607
EPDM-400	472	FS6400066	605	FS680444	607	FS68091212	607
F3	523	FS6400068	605	FS680466	607	FS68091616	607
F4	523	FS6400086	605	FS680488	607	FSO304C4	602
F5	523	FS6400088	605	FS680944	607	FSO304C6	602
F6	523	FS64000108	605	FS680966	607	FSO304C8	602
F7	523	FS64000128	605	FS680988	607	FSO304C10	602
F8	523	FS64000810	605	FS2501108	603	FSO304C12	602
F9	523	FS64000812	605	FS2501128	603	FSO304C16	602
F10	523	FS640001010	605	FS2501812	603	FSO304C20	602
F11	523	FS640001012	605	FS6801108	606	FSO304C24	602
F12	523	FS640001210	605	FS6801810	606	FSO3064	602
F14	523	FS640001212	605	FS6801812	606	FSO3066	602
F16	523	FS640001216	605	FS6802810	607	FSO3068	602
F18	523	FS640001612	605	FS25001010	603	FSO3184	601
F20	523	FS640001616	605	FS25001212	603	FSO3186	601
F38	524	FS640001620	605	FS25001616	603	FSO3188	601
F40	524	FS640002020	605	FS25002020	603	FSO3194	601
F100	524	FS640002024	605	FS25002424	603	FSO3196	601
F311	523	FS640002424	605	FS25011012	603	FSO3198	601
FE-025-SP	455	FS27034	604	FS25011212	603	FSO24084	603
FE-038-SP	455	FS27036	604	FS2501216	603	FSO24086	603
FE-050-SP	455	FS27038	604	FS25011612	603	FSO24088	603
FE-075-SP	455	FS240344	603	FS25011616	603	FSO30610	602
FE-100-SP	455	FS240364	603	FS25012016	603	FSO30612	602
FE-125-SP	455	FS240388	603	FS25012020	603	FSO30616	602
FE-150-SP	455	FS250044	603	FS25012424	603	FSO30620	602
FE-200-SP	455	FS250066	603	FS25031212	603	FSO30624	602
FF1F	613	FS250088	603	FS25031616	603	FSO3180	601
FF1FSAE	615	FS250142	603	FS26011212	604	FSO31812	601
FF1M	613	FS250144	603	FS26011616	604	FSO31816	601
FF1MSAE	615	FS250164	603	FS26031212	604	FSO31820	601
FF12F	613	FS250166	603	FS26031616	604	FSO31824	601
FF12FSAE	615	FS250186	603	FS26032020	604	FSO31910	601
FF12M	613	FS250188	603	FS26032424	604	FSO31912	601
FF12MSAE	615	FS250342	603	FS27001212	604	FSO31916	601
FF14F	613	FS250344	603	FS27001616	604	FSO31920	601
FF14FSAE	615	FS250364	603	FS27002020	604	FSO31924	601
FF14M	613	FS250366	603	FS27002424	604	FSO240344	602
FF14MSAE	615	FS250386	603	FS27011212	604	FSO240366	602
FF34F	613	FS250388	603	FS27011616	604	FSO240388	602
FF34M	613	FS260144	604	FS27012020	604	FSO240664	602
FF38F	613	FS260166	604	FS27012424	604	FSO240684	602
FF38FSAE	615	FS260188	604	FS27021616	604	FSO240686	602
FF38M	613	FS260344	604	FS27022020	604	FSO240810	603
FF38MSAE	615	FS260366	604	FS27041212	605	FSO240812	603
FF1234F	613	FS260388	604	FS27041616	605	FSO240816	603
FF1234FSAE	615	FS270044	604	FS27042020	605	FSO240820	603
FF1234M	613	FS270066	604	FS64021010	605	FSO240824	603
FF1234MSAE	615	FS270088	604	FS64021212	605	FSO2406106	602
FF3416F	613	FS270144	604	FS64021616	605	FSO2406108	602
FF3416M	613	FS270166	604	FS65001010	605	FSO2406126	602
FF3812F	613	FS270188	604	FS65001212	605	FSO2406128	602
FF3812FSAE	615	FS270244	604	FS65001616	605	FSO2406168	602
FF3812M	613	FS270266	604	FS65002020	605	FSO24031212	602
FF3812MSAE	615	FS270312	604	FS65002424	605	FSO24031616	602
FLX-075	473	FS270316	604	FS65041010	605	FSO24032020	602
FLX-100	473	FS270320	604	FS65041212	605	FSO24032424	602
FLX-150	473	FS270444	605	FS65041616	605	FSO24061612	602
FLX-200	473	FS270466	605	FS65042020	605	FSO24062012	602
FLX-300	473	FS270488	605	FS66001212	606	FSO24062016	602
FLX-400	473	FS640244	605	FS66001616	606	FSO24062420	602
FLXS-100	473	FS640266	605	FS66002020	606	FUEL-025	470
FLXS-200	473	FS640288	605	FS66002424	606	FUEL-031	470
FLXS-300	473	FS650044	605	FS66021212	606	FUEL-038	470
FLXS-400	473	FS650066	605	FS66021616	606	FV-200-DP	457
FN-075	457	FS650088	605	FS66022020	606	FV-300-DP	457
FN-075G	457	FS650444	605	FS66022424	606	FV-400-DP	457
FN-100	457	FS650466	605	FS68011010	606	FV-600-DP	457
FN-150	457	FS650488	605	FS68011012	606	GE3L1NPT	314
FN-200	457	FS660044	606	FS68011210	606	GE3L06SAE	314
FRAC400-300	477	FS660066	606	FS68011212	606	GE3L08SAE	314
FRAC400-400	477	FS660088	606	FS68011216	606	GE3L12NPT	314

IFW SUPPLY

NUMERICAL INDEX

Part#	Page	Part#	Page	Part#	Page	Part#	Page
GE3L12SAE	314	HM-075-SP	454	KS5	523	MKL-028-SP	518
GE3L14NPT	314	HM-100-S	454	KS6	523	MKL-031-SP	518
GE3L16SAE	314	HM-100-SP	454	KS7	523	MKL-035-SP	518
GE3L34NPT	314	HM-125-S	454	KS8	523	MKL-039-SP	518
GE3L38NPT	314	HM-125-SP	454	KS9	523	MKL-043-SP	518
GE21NPT	314	HM-150-S	454	KS10	523	MKL-047-SP	518
GE204SAE	314	HM-150-SP	454	KS11	523	MKL-051-SP	518
GE206SAE	314	HM-200-S	454	KS12	523	MKL-055-SP	518
GE208SAE	314	HM-200-SP	454	KS14	523	MKL-059-SP	518
GE212NPT	314	HM-250-SP	454	KS16	523	MKL-063-SP	518
GE212SAE	314	HM-300-S	454	KS18	523	MKL-067-SP	518
GE214NPT	314	HM-300-SP	454	KS20	523	MKL-073-SP	518
GE216SAE	314	HM-400-SP	454	KS311	523	MKL-079-SP	518
GE234NPT	314	HM-600-S	454	KZEB14PF	616	MKL-085-SP	518
GE238NPT	314	HM-600-SP	454	KZEB14SM	616	MMFC4NPT	617
GE2112TNPT*	314	HN-075-B	458	KZEB38PF	616	MMFC6NPT	617
GE2114TNPT*	314	HN-100-B	458	KZEB38SM	616	MMFC8NPT	617
GJM-050-SP	456	HN-125-B	458	KZEB38SM	616	MMFC12NPT	617
GJM-075-SP	456	HN-250-B	458	Liner	267	MMFC16NPT	617
GJM-100-SP	456	HNV1F	612	List Price	616	MMFC20NPT	617
GJM-125CR-DP	451	HNV1FB	612	List Price	616	MMNV4NPT	617
GJM-125-DP	456	HNV1FSAE	614	Lock Nut	267	MMNV6NPT	617
GJM-150CR-DP	451	HNV1M	612	Lock Ring	267	MMNV8NPT	617
GJM-200CR-DP	451	HNV1MB	612	Lock Washer	267	MMNV12NPT	617
GJM-250CR-DP	451	HNV1MSAE	614	LSQVEP1PF	613	MMNV16NPT	617
GJM-300CR-DP	451	HNV12F	612	LSQVEP1SF	613	MXH-238	469
GJM-400CR-SP	451	HNV12FB	612	LSQVEP12PF	613	MXH-250	469
GJS-125CR-DP	451	HNV12FSAE	614	LSQVEP12SF	613	MXH-300	469
GJS-150CR-DP	451	HNV12M	612	LSQVEP20PF	613	MXH-350	469
GJS-200CR-DP	451	HNV12MB	612	LSQVEP20SF	613	MXH-400	469
GJS-250CR-DP	451	HNV12MSAE	614	LSQVEP24PF	613	MXH-500	469
GJS-300CR-DP	451	HNV14F	612	LSQVEP24SF	613	NPT	616
GJS-400CR-SP	451	HNV14FB	612	LSQVEP34PF	613	NPT	616
*GPE-025-300	468	HNV14FSAE	614	LSQVEP34SF	613	NV1F	616
*GPE-038-300	468	HNV14M	612	M6-23	518	NV1M	616
*GPE-050-300	468	HNV14MB	612	M6-26	518	NV12F	616
*GPE-063-300	468	HNV14MSAE	614	M6-29	518	NV12M	616
GPE-075-300	468	HNV34F	612	M6-32	518	NV14F	616
*GPE-100-300	468	HNV34FB	612	M6S-23	518	NV14M	616
Gripper Ring	267	HNV34FSAE	614	M6S-29	518	NV34F	616
HAM100-200-SET	459	HNV34M	612	M6S-32	518	NV34M	616
HAM100-300-SET	459	HNV34MB	612	M6S-36	518	NV38F	616
HAM100-400CR-SET	459	HNV34MSAE	614	M6S-40	518	NV38M	616
HAM100-400-SET	459	HNV38F	612	M8-52	519	OILVC-200	476
HAM100-600CR-FEMALE	459	HNV38FB	612	M8-56	519	OILVC-300	476
HAM100-600CR-MALE	459	HNV38FSAE	614	M8-60	519	OILVC-400	476
HAM100-600CR-SET	459	HNV38M	612	M8-64	519	OILVS-150	475
HAM100-600-NUT	459	HNV38MB	612	M8-74	519	OILVS-200	475
HAM100-600-SET	459	HNV38MSAE	614	M8-80	519	OILVS-300	475
HAM100-800-SET	459	HPCWB-150	483	M8-86	519	OILVS-400	475
HAM100-1000-SET	459	HPCWB-200	483	M8-98	519	OILVS-600	475
HAM200-100-SET	459	HPCWB200-150	483	M8-104	519	OPPW-063-150GH50	491
HAM200-200-SET	459	HPCWB200-400	483	M8-113	519	OPPW-075-150GH50	491
HAM200-300-SET	459	HPCWB250-200	483	M8S-44	519	OPPW-063-150GH50	491
HAM200-400-SET	459	HPCWB250-300	483	M8S-48	519	OPPW-075-150GH50	491
HAM200-500-SET	459	HPCWB-300	483	M8S-52	519	O-Ring	267
HAM206-200-SET	459	HPCWB-400	483	M8S-56	519	P1	524
HAM206-300-SET	459	HPCWB-600	483	M8S-60	519	P300	524
HAM206-400CR-FEMALE	459	HSK5-200-SS	448	M8S-64	519	P-1520-000-TEE	59
HAM206-400CR-MALE	459	HSK5-300-SS	448	M8S-68	519	P-1521-000-EL	59
HAM206-400CR-SET	459	HTA-300	478	M8S-74	519	P-1522-000	59
HAM206-400-SET	459	HTA-400	478	M8S-80	519	Packing	267
HAM206-500-SET	459	IMPORTED VERSION	524	M8S-86	519	Packing Nut	267
HAM206-600-SET	459	IVB-800-250RPG2	471	M8S-92	519	Part #	616
HAM206-800-SET	459	IVB-800-250RPG3	471	M8S-98	519	Part #	616
HAM206-NUT	459	IVB-800-250RPG7	471	M8S-104	519	PDB250-200	478
HE-038-SP	455	JACK-075-50	467	M8S-113	519	PDB250-300	478
HE-050CF-SP	451	JACK-075BL-50	467	M8S-122	519	PDB250-400	478
HE-050-SP	455	JACK-075CUASSP*	467	M8S-131	519	PDB250-600	478
HE-050-SS	454	JACK-075G-50	467	M8S-149	519	PDR-125	477
HE-075CF-SP	451	JACK-075R-50	467	M10-149	519	PDR-150	477
HE-075CR-SP	451	JACK-075R-CUASSP	467	M10-188	519	PDR-300	477
HE-075-SP	455	K3	523	M10-201	519	PDR-400	477
HE-075-SS	454	K4	523	M10-227	519	PDR-600	477
HE-100CF-SP	451	K5	523	M10-240	519	PF-200-AD	456
HE-100CR-SP	451	K6	523	MB4004	618	PF-300-AD	456
HE-100-SP	455	K7	523	MB4006	618	PL-200-AD	456
HE-100-SS	454	K8	523	MB4008	618	PL-300-AD	456
HE-101CF-SP	451	K9	523	MB4012	618	PM-200-A	456
HE-125-SS	454	K10	523	MB4016	618	PM-300-A	456
HE-150-SS	454	K11	523	ME-025-SP	455	PON-025-B	469
HE-200-SS	454	K12	523	ME-038-SP	455	PON-038-B	469
HE-250-SS	454	K14	523	ME-050-SP	455	PON-050-B	469
HE-300-SS	454	K16	523	ME-075-SP	455	PON-063-B	469
HE-400-SS	454	K18	523	ME-100-SP	455	PON-075-B	469
HEAVY DUTY	524	K20	523	MFC12N	618	PREM-125-250	468
HM-038-SP	454	K24	523	MFC34N	618	PREMR-038-300	468
HM-050-S	454	K28	523	MFC38N	618	PREMR-050-300	468
HM-050-SP	454	K311	523	MKL-019-SP	518	PREMR-075-300	468
HM-063-SP	454	KS3	523	MKL-022-SP	518	PREMR-100-300	468
HM-075-S	454	KS4	523	MKL-025-SP	518	Push Ring	267

IFW SUPPLY

NUMERICAL INDEX

Part#	Page	Part#	Page	Part#	Page	Part#	Page
PWAG-038-50AS	492	SS43-08-08FORFS45	642	SS2404-16-12	628	SS5404-08-08	632
PWAG-038-100AS	492	SS43-08-08FORFS-L	642	SS2404-16-16	628	SS5404-12-04	632
PWAG-038-200AS	492	SS43-08-08MP	641	SS2404-24-24	628	SS5404-12-06	632
R88DB-12-DP*	517	SS43-08-08RA	642	SS2404-32-32	628	SS5404-12-08	632
R88DB-16-DP*	517	SS43-08-10FJ	641	SS2405-04-04	628	SS5404-12-12	632
R88DB-20-DP*	517	SS43-10-08MP	641	SS2405-06-04	628	SS5404-16-08	632
R88DB-24-DP*	517	SS43-10-10FJ	641	SS2405-06-06	628	SS5404-16-12	632
R88DB-32-DP*	517	SS43-12-12FJ	641	SS2405-08-08	628	SS5404-16-16	632
RAIR-025-300BM45	489	SS43-12-12FJ45	641	SS2405-12-12	628	SS5405-02-02	633
RAIR-038-300BM45	489	SS43-12-12FJ90	641	SS2405-16-16	628	SS5405-02-04	633
RAIR-050-300BM65	489	SS43-12-12FORFS90	642	SS2405-20-20	628	SS5405-04-02	633
*RSPVC-200	487	SS43-12-12FORFS-L	642	SS2406-06-04	629	SS5405-04-04	633
*RSPVC-300	487	SS43-12-12MP	641	SS2406-08-04	629	SS5405-04-06	633
*RSPVC-400	487	SS43-16-16FJ	641	SS2406-08-06	629	SS5405-04-08	633
*RSPVC-600	487	SS43-16-16FJ90	641	SS2406-10-08	629	SS5405-06-06	633
SA-200-A	437	SS43-16-16MP	641	SS2406-12-04	629	SS5405-06-08	633
SA-300-A	437	SS304-C-04	627	SS2406-12-06	629	SS5405-06-12	633
SA-400-A	437	SS304-C-06	627	SS2406-12-08	629	SS5405-08-08	633
SA-2030-A	437	SS304-C-08	627	SS2406-16-04	629	SS5405-08-12	633
SA-3040-A	437	SS304-C-10	627	SS2406-16-06	629	SS5405-08-16	633
SAT-200	485	SS304-C-12	627	SS2406-16-08	629	SS5405-12-12	633
SAT-300	485	SS304-C-16	627	SS2406-16-12	629	SS5405-12-16	633
SAT-400	485	SS306-04	631	SS2408-04	629	SS5405-16-16	633
SAT-600	485	SS306-06	631	SS2408-06	629	SS5406-04-02	633
SATG-075	484	SS306-08	631	SS2408-08	629	SS5406-06-04	633
*SATG-100	484	SS306-10	631	SS2408-10	629	SS5406-08-04	633
*SATG-125	484	SS306-12	631	SS2408-12	629	SS5406-08-06	633
*SATG-150	484	SS306-16	631	SS2408-16	629	SS5406-12-04	633
*SATG-200	484	SS318-04	627	SS2408-20	629	SS5406-12-06	633
SATG-250	484	SS318-06	627	SS2500-06-06	629	SS5406-12-08	633
*SATG-300	484	SS318-08	627	SS2501-04-02	629	SS5406-16-04	633
SATG-400	484	SS318-10	627	SS2501-04-04	629	SS5406-16-06	633
*SATO-200	484	SS318-12	627	SS2501-04-06	629	SS5406-16-08	633
*SATO-300	484	SS318-16	627	SS2501-06-04	629	SS5406-16-12	633
SATO-400	484	SS318-20	627	SS2501-06-06	629	SS5406-20-12	633
SATW-100	485	SS318-24	627	SS2501-08-08	629	SS5406-20-16	633
SATW-125	485	SS318-32	627	SS2501-12-12	629	SS5406-C-04	634
SATW-150	485	SS319-04	627	SS2501-16-16	629	SS5406-C-06	634
SATW-200	485	SS319-06	627	SS2502-04-04	630	SS5406-C-08	634
SATW-300	485	SS319-08	627	SS2502-06-06	630	SS5406-C-12	634
SATW-400	485	SS319-10	627	SS2502-08-04	630	SS5406-C-16	634
SATW-600	485	SS319-12	627	SS2502-08-06	630	SS5406-HHP-04	633
SB-200-SP	457	SS319-16	627	SS2502-08-08	630	SS5406-HHP-06	633
SB-300-SP	457	SS319-20	627	SS2502-10-08	630	SS5406-HHP-08	633
SBB-075-50	472	SS319-24	627	SS2502-12-12	630	SS5406-HHP-12	633
SBB-075-100	472	SS319-32	627	SS2502-16-12	630	SS5406-HHP-16	633
SBB-125-50S	472	SS1404-04-04	626	SS2502-16-16	630	SS5406-P-02	633
SBB-125-100S	472	SS1404-04-06	626	SS2503-04-04	630	SS5406-P-04	633
SBB-150-50	472	SS1404-06-06	626	SS2503-06-04	630	SS5406-P-06	633
SBB-300	472	SS1404-06-08	626	SS2503-06-06	630	SS5406-P-08	633
SC-200R-SP*	517	SS1404-08-08	626	SS2503-08-08	630	SS5406-P-12	633
SC-300R-SP*	517	SS1404-12-12	626	SS2503-10-08	630	SS5406-P-16	633
SC-400R-SP*	517	SS1404-16-16	626	SS2503-12-12	630	SS5500-02-02	634
SC-600R-SP*	517	SS1405-04-04	626	SS2503-16-16	630	SS5500-04-04	634
SCR-300-SS304	457	SS1405-06-06	626	SS2603-04-04-04	630	SS5500-06-06	634
SCR-400-SS304	457	SS1405-08-08	626	SS2603-06-06-06	630	SS5500-08-08	634
Seat	267	SS1405-12-12	626	SS2603-08-08-08	630	SS5500-12-12	634
Seat Ring	267	SS1405-16-16	626	SS2603-12-12-12	630	SS5500-16-16	634
SL-200-SP	457	SS2403-04-04	628	SS2603-16-16-16	630	SS5502-02-02	634
SL-300-SP	457	SS2403-05-05	628	SS2605-06-04-04-06	630	SS5502-04-04	634
SR-200-SP	457	SS2403-06-04	628	SS2700-04-04	631	SS5502-06-06	634
SR-250-SP	457	SS2403-06-06	628	SS2700-06-06	631	SS5502-08-08	634
SR-300-SP	457	SS2403-08-04	628	SS2700-08-08	631	SS5502-12-12	634
SR-400-SP	457	SS2403-08-06	628	SS2700-12-12	631	SS5502-16-16	634
SR-600-SP	457	SS2403-08-08	628	SS2700-16-16	631	SS5503-04-04	634
SR-800-SP	457	SS2403-10-08	628	SS2701-04-04	631	SS5504-02-02	635
SS43-04-04FJ	641	SS2403-10-10	628	SS2705-04-04	631	SS5504-04-04	635
SS43-04-04FJ45	641	SS2403-12-04	628	SS2705-06-06	631	SS5504-06-06	635
SS43-04-04FJ90	641	SS2403-12-06	628	SS2705-08-08	631	SS5504-08-08	635
SS43-04-04FORFS90	642	SS2403-12-08	628	SS2705-12-12	631	SS5504-12-12	635
SS43-04-04FORFS-L	642	SS2403-12-12	628	SS2705-16-16	631	SS5504-16-16	635
SS43-04-04MP	641	SS2403-16-12	628	SS2707-04-04	632	SS5600-02-02-02	635
SS43-04-06FJ	641	SS2403-16-16	628	SS2707-06-06	632	SS5600-04-04-04	635
SS43-04-06FJ45	641	SS2403-20-20	628	SS2707-08-08	632	SS5600-06-06-06	635
SS43-04-06FJ90	641	SS2404-04-02	628	SS5000-02-02	632	SS5600-08-08-08	635
SS43-04-06MP	641	SS2404-04-04	628	SS5000-04-04	632	SS5600-12-12-12	635
SS43-06-04FJ	641	SS2404-04-06	628	SS5000-06-04	632	SS5600-16-16-16	635
SS43-06-04MP	641	SS2404-04-08	628	SS5000-06-06	632	SS5602-04-04-04	635
SS43-06-06FJ	641	SS2404-06-04	628	SS5000-08-06	632	SS5602-08-08	635
SS43-06-06FJ45	641	SS2404-06-06	628	SS5000-08-08	632	SS5602-16-16	635
SS43-06-06FJ90	641	SS2404-06-08	628	SS5000-12-12	632	SS5605-02-02-02	635
SS43-06-06FORFS	642	SS2404-08-04	628	SS5000-16-08	632	SS5605-04-04-04	635
SS43-06-06FORFS90	642	SS2404-08-06	628	SS5000-16-12	632	SS5605-06-06-06	635
SS43-06-06FORFS-L	642	SS2404-08-08	628	SS5000-16-16	632	SS5605-08-08-08	635
SS43-06-06MORFS	642	SS2404-08-12	628	SS5404-02-02	632	SS5605-12-12-12	635
SS43-06-06MP	641	SS2404-08-16	628	SS5404-04-02	632	SS5605-16-16-16	635
SS43-06-08FJ	641	SS2404-10-08	628	SS5404-04-04	632	SS5652-04-04-04-04	635
SS43-08-08FJ	641	SS2404-12-08	628	SS5404-06-04	632	SS5652-06-06-06-06	635
SS43-08-08FJ45	641	SS2404-12-12	628	SS5404-06-06	632	SS6400-04-04	636
SS43-08-08FJ90	641	SS2404-12-16	628	SS5404-08-04	632	SS6400-04-06	636
SS43-08-08FORFS	642	SS2404-16-08	628	SS5404-08-06	632	SS6400-04-08	636

IFW SUPPLY

NUMERICAL INDEX

Part#	Page	Part#	Page	Part#	Page	Part#	Page
SS6400-06-05	636	SS25030608	630	SSHY-06-04MP	643		
SS6400-06-06	636	SS25031612	630	SSHY-06-06FJ	643		
SS6400-06-08	636	SSC3182	644	SSHY-06-06FJ90	643		
SS6400-06-10	636	SSC3184	644	SSHY-06-06MP	643		
SS6400-08-06	636	SSC3186	644	SSHY-06-08FJ	643		
SS6400-08-08	636	SSC3188	644	SSHY-06-08FJ90	643		
SS6400-08-10	636	SSC3202	644	SSHY-08-06MP	643		
SS6400-08-12	636	SSC3204	644	SSHY-08-08FJ	643		
SS6400-12-08	636	SSC3206	644	SSHY-08-08FJ90	643		
SS6400-12-12	636	SSC3208	644	SSHY-08-08MP	643		
SS6400-12-16	636	SSC31812	644	SSHY-08-10FJ	643		
SS6400-16-12	636	SSC31816	644	SSHY-10-08MP	643		
SS6400-16-16	636	SSC32012	644	SSHY-10-10FJ	643		
SS6400-16-20	636	SSC32016	644	SSHY-12-08MP	643		
SS6400-20-20	636	SSC240344	644	SSHY-12-12FJ	643		
SS6402-04-04	636	SSC240366	644	SSHY-12-12FJ90	643		
SS6402-06-06	636	SSC240388	644	SSHY-12-12MP	643		
SS6402-08-08	636	SSC240442	644	SSHY-16-16FJ	643		
SS6402-12-12	636	SSC240444	644	SSHY-16-16MP	643		
SS6402-16-16	636	SSC240448	644	SSWO-04FJ	640		
SS6405-04-04	636	SSC240464	644	SSWO-04MP	640		
SS6405-06-04	636	SSC240466	644	SSWO-06FJ	640		
SS6405-06-06	636	SSC240468	644	SSWO-06MP	640		
SS6405-08-08	636	SSC240488	644	SSWO-08FJ	640		
SS6405-12-08	636	SSC240542	644	SSWO-08MP	640		
SS6405-12-12	636	SSC240544	644	SSWO-12FJ	640		
SS6405-16-16	636	SSC240562	644	SSWO-12MP	640		
SS6408-04	637	SSC240566	644	SSWO-16FJ	640		
SS6408-06	637	SSC240568	644	SSWO-16MP	640		
SS6408-08	637	SSC240584	644	SSWO-20FJ	640		
SS6408-10	637	SSC240586	644	SSWO-20MP	640		
SS6408-12	637	SSC240588	644	SSWO-24FJ	640		
SS6408-16	637	SSC250022	644	SSWO-24MP	640		
SS6408-HH-02	637	SSC250044	644	SSWO-32FJ	640		
SS6408-HH-04	637	SSC250066	644	SSWO-32MP	640		
SS6408-HH-06	637	SSC250088	644	ST250-075-50	479		
SS6408-HH-08	637	SSC250142	645	ST250-075-100	479		
SS6408-HH-10	637	SSC250144	645	ST250-100-50	479		
SS6408-HH-12	637	SSC250162	645	ST250-100-100	479		
SS6408-HH-16	637	SSC250164	645	ST250-200-50	479		
SS6500-04-04	637	SSC250166	645	ST250-200-100	479		
SS6500-06-06	637	SSC250168	645	ST250-300	479		
SS6500-08-08	637	SSC250184	645	ST250B-075-50	479		
SS6500-10-10	637	SSC250186	645	ST250B-100-50	479		
SS6500-12-12	637	SSC250188	645	ST250B-150-50	479		
SS6500-16-16	637	SSC250244	645	ST250B-200-50	479		
SS6500-20-20	637	SSC250264	645	Stem	267		
SS6501-04-04	637	SSC250266	645	SUPER-200	486		
SS6501-04-06	637	SSC250288	645	TLB-075	475		
SS6502-04-04	638	SSC260122	645	TLB-100	475		
SS6502-06-06	638	SSC260144	645	TLB-125	475		
SS6502-08-08	638	SSC260164	645	TLB-150	475		
SS6502-10-10	638	SSC260166	645	TLB-200	475		
SS6502-12-12	638	SSC260188	645	TLB-250	475		
SS6502-16-16	638	SSC260322	645	TLB-400	475		
SS6502-20-20	638	SSC260344	645	TLB-600	475		
SS6505-04-04	638	SSC260366	645	TLBS150-100	474		
SS6505-06-06	638	SSC260388	645	TLBS150-150	474		
SS6505-08-08	638	SSC680144	645	TLBS150-200	474		
SS6505-12-12	638	SSC680166	645	TLBS150-300	474		
SS6505-16-16	638	SSC680188	645	TLBS150-400	474		
SS6506-04-04	638	SSC24031212	644	TLBS150-600	474		
SS6506-06-06	638	SSC24031616	644	TLBS300-200	476		
SS6506-08-08	638	SSC24041212	644	TLBS300-300	476		
SS6506-12-12	638	SSC24041616	644	TLBS300-400	476		
SS6506-16-16	638	SSC24051212	644	TLBS300-600	476		
SS6565-04-04	638	SSC24051616	644	TPT-1	524		
SS6565-06-06	638	SSC25001212	644	TTD150-200	474		
SS6565-08-08	638	SSC25001616	644	TTD150-300	474		
SS6565-12-12	638	SSC25011212	645	TTD150-400	474		
SS6801-04-04	639	SSC25011616	645	UW-300-SP	455		
SS6801-04-06	639	SSC25021212	645	WHIP-L	457		
SS6801-04-08	639	SSC25021616	645	WHIP-S	457		
SS6801-06-04	639	SSC26031212	645	WSB-125	486		
SS6801-06-06	639	SSC26031616	645	*WSB-150	486		
SS6801-06-08	639	SSC68011212	645	*WSB-200	486		
SS6801-08-06	639	SSC68011616	645	*WSB-300	486		
SS6801-08-08	639	SSCN-04	632	*WSB-400	486		
SS6801-08-10	639	SSCN-06	632	*WSB-600	486		
SS6801-08-12	639	SSCN-08	632	YAIROR-038-300BM45	490		
SS6801-08-16	639	SSCN-12	632	YAIROR-038-300BM45-25	490		
SS6801-12-12	639	SSCN-16	632	YAIROR-038-300BM45-100	490		
SS6801-16-16	639	SSCN-20	632	YAIROR-050-300BM65	490		
SS6802-04-04	639	SSHY-04-02MP	643	YAIROR-050-300BM65-25	490		
SS6802-06-06	639	SSHY-04-04FJ	643	YAIROR-050-300BM65-100	490		
SS6802-08-08	639	SSHY-04-04FJ45	643				
SS6802-12-12	639	SSHY-04-04FJ90	643				
SS6802-16-16	639	SSHY-04-04MP	643				
SS6803-06-06-06	639	SSHY-04-06FJ	643				
SS250342	630	SSHY-04-06FJ90	643				
SS250384	630	SSHY-06-04FJ	643				

Standard Terms and Conditions of Sale

Any order by a person ("Buyer") for goods (an "Order"), if accepted, is accepted subject to these Midland Industries Standard Terms and Conditions of Sale ("T&Cs"), which are incorporated into any acceptance, acknowledgement, invoice and other document issued by Midland Industries ("Seller") in response to such Order (each a "Response"), and any reference thereto shall include these T&Cs. No waiver, alteration, or modification of these T&Cs shall be valid unless expressly agreed to in writing by Seller. The T&Cs constitute the entire agreement between the parties and any different, additional or conflicting terms or conditions set forth in Buyer's purchase order or any other document issued by Buyer are expressly objected to by Seller and the terms hereof, including those contained in the applicable Response, shall exclusively govern the purchase and sale of the goods covered by the Response unless there is another manually signed agreement between the parties, which shall control to the extent there is a conflict between the terms of such agreement and these T&Cs.

Payment Terms. Payment terms are 2%-net 30 on approved accounts in good standing and shall be paid in United States dollars. The 2% discount terms is for purchased goods only-there is no discount off of freight. Any additional discounts taken will be charged back to the account, and is due by the customer. The allowed discount amount is stated on each invoice. Shipment may be held if account is past due. Buyer agrees that any overdue amounts shall be subject to a late payment charge on the overdue balance of 1.5% per month or such lesser amount as is the maximum rate of interest allowed by law. Buyer shall pay any and all reasonable costs, including attorneys' fees, incurred by Seller while collecting any delinquent balance. Debit memos are not accepted unless approved.

Price. The Seller list or quoted price is subject to change without notice. The goods are invoiced at prices in effect on date of shipment. Prices do not include taxes, if any, based upon or measured by the sales price, which taxes will be added to the prices where applicable. Any taxes which Seller may be required to pay or collect, upon or with respect to the sale, purchase, delivery, storage, processing, use, or transportation of the goods purchased hereunder, shall be for Buyer's account, and shall be paid promptly by Buyer to Seller upon demand.

Delivery Terms. All goods are sold FOB our shipping USA locations. Title and risk of loss passes to the buyer upon delivery to the carrier. Freight is prepaid via the carrier of our choice on orders totaling \$1,500 or more to any destination in the USA. Backorders for items from prepaid orders that are marked in our price list as "stock" items will be shipped prepaid along with upcoming prepaid orders when possible. Non-stocked or special-ordered items will be shipped when available. Buyer is responsible for costs associated with shipment upon acceptance if so assigned based on freight classification (*i.e.*, "prepaid" or FOB)

Title/Security. Unless a conditional sale is noted in this Agreement, title to the goods covered by this Agreement shall pass to Buyer upon delivery to carrier. Buyer hereby grants Seller and Seller hereby reserves a purchase money security interest in and to the goods sold to Buyer together with all proceeds thereof to secure Buyer's performance and payment. Buyer agrees upon Seller's request to do all acts and execute all documents reasonably necessary to assist Seller's perfection and maintenance of any such security title and right of possession, including, but not limited to, executing and filing documents with the appropriate governmental agency.

Orders. (A) Domestic (USA) Sales. Buyer shall submit a purchase order ("Purchase Order") for the goods which shall, at minimum, include: (a) part number of the goods ordered; (b) quantity; (c) price of the goods; (d) requested delivery date; and (e) shipping instructions and shipping address, including a statement that the goods will be shipped in accordance with these T&Cs. All Purchase Orders are subject to acceptance by Seller. Buyer shall be responsible for all additional costs resulting from errors made in connection with telephone, online, or hand written Purchase Orders accepted by Seller and any errors related to such a Purchase Order must be disputed within 1 hour from Seller's receipt of the Purchase Order. Confirming Purchase Orders are not accepted by Seller. If such a confirming Purchase Order is sent to Seller, it may be treated as an original open Order and duplicated. Seller will not be responsible for expenses or inconveniences incurred thereby. If Buyer's Order is in the form of a blanket Purchase Order, Buyer agrees that each release shall be treated as a separate sales transaction hereunder, that all releases shall be non-cancelable and, unless agreed in writing by Seller, all releases under such blanket Purchase Order shall be accepted by Buyer within 12 months of Seller's Order acknowledgement. If the aggregate purchase price of goods pursuant to a Purchase Order is under \$50, or such other amount that is agreed to from time to time by the parties, then the cost of such goods shall be rounded up to that minimum order value.

Order Cancellation/Amendment. Orders cannot be canceled or amended except with Seller's consent. Cancellation charges may be applied at Seller's discretion. Seller may, in its sole discretion and without liability, alter the specifications for any goods.

Acceptance. Buyer shall conduct any incoming inspection tests on the goods within 5 days of delivery. In the event of any shortage, damage or discrepancy in or to a shipment of goods or pricing discrepancies, Buyer shall promptly give notice, but in no event later than within 15 days of delivery thereof to Seller and shall furnish such written evidence or other documentation as Seller reasonably may deem appropriate. If such evidence indicates, in Seller's reasonable judgment, that such shortage, damage or discrepancy existed at the time of delivery of the goods to the carrier, Seller shall promptly deliver additional or substitute goods to Buyer; provided, however, that Seller may, in its sole discretion, require Buyer to return all damaged goods prior to delivery of substitute goods. If Buyer shall fail to timely give Seller such written notice, the goods shall be deemed to conform to the warranty and Buyer shall be deemed to have accepted the goods and shall pay for the goods in accordance herewith.

Termination. Seller shall have the right to cancel for default hereunder all or any part of Buyer's order. This right of cancellation is in addition to and not in lieu of any other remedies which Seller may have in law or equity.

Returns. Returns without the proper paperwork will not be accepted. Once the return paperwork has been received by the buyer, that return goods authorization will expire in 30 days. No goods shall be returned to Seller without Seller's prior written authorization to Buyer to make such returns and must be returned within 30 days of such authorization at Buyer's cost. If Buyer returns goods in the manner required under the previous sentence, and if the returned goods are (a) in new, unused, unopened and undamaged condition; and (b) not more than 12 months after the original invoice date; the returned goods will, subject to the applicable handling charge, be accepted by Seller for return. Used or discontinued goods or parts or goods specially manufactured will not be accepted for credit unless specifically agreed to by Seller in its sole discretion. Buyer's sole remedy for returns of goods shall be a credit for the purchase price less any handling charges. Normal returned goods are subject to a 10% restocking fee. Some returns, such as inventory returns, are subject to a 25% restocking fee, unless otherwise approved by Midland. Returns found to be free of material and workmanship defects will be held for 20 days and if Buyer does not provide Seller repair or return instructions, the Seller will scrap the goods.

Buyer's Specifications. Buyer shall be solely responsible for ensuring that all specifications, drawings, information, advice, recommendations or requests provided to Seller by Buyer or any of its agents are accurate and suitable. Seller's examination or consideration of any such specifications, drawings, information, advice, recommendations or requests shall not result in any liability on the part of Seller.

GENERAL INFORMATION

Seller Warranty. Seller warrants that goods sold hereunder are warranted to be free from defects in material and workmanship for a period of one year from the date of invoice when used according to the manufacturer's recommended usage and in an ordinary manner. Seller's liability for breach of this warranty is limited to the repair of or replacement in kind or credit, at Seller's option, of any items proved defective, in Seller's reasonable discretion, provided the allegedly defective goods are returned to Seller prepaid. All costs and expense related to shipping of any replacement parts or goods shall be paid by Seller if there is a breach of this warranty but Buyer shall pay for all installation costs. Buyer must provide prompt written notice to Seller of any breach of this warranty to obtain its benefits. THE WARRANTY EXPRESSED ABOVE IS IN LIEU OF AND EXCLUSIVE OF ALL OTHER WARRANTIES. THERE ARE NO OTHER WARRANTIES, EXPRESSED OR IMPLIED, EXCEPT AS STATED HEREIN. THERE ARE NO IMPLIED WARRANTIES OF MERCHANTABILITY OR FITNESS FOR A PARTICULAR PURPOSE, WHICH ARE SPECIFICALLY DISCLAIMED. SELLER'S LIABILITY FOR BREACH OF WARRANTY IS AS HEREIN STATED AND IS THE EXCLUSIVE REMEDY AND IN NO EVENT SHALL SELLER BE LIABLE OR RESPONSIBLE FOR INCIDENTAL, SPECIAL, INDIRECT, PUNITIVE, OR CONSEQUENTIAL DAMAGES OR LOST PROFITS, OR EVEN IF THE POSSIBILITY OF SUCH INCIDENTAL, SPECIAL, INDIRECT, PUNITIVE OR CONSEQUENTIAL DAMAGES, OR LOST PROFITS HAS BEEN MADE KNOWN TO SELLER. THE WARRANTY SET FORTH ABOVE IS SOLELY FOR THE BENEFIT OF BUYER. **All claims hereunder shall be made by Buyer and not by Buyer's customers.** It shall not be deemed a "defect," and Seller will not be liable under the warranty in this Section 11, if the goods have been exposed to any: (1) maintenance, repair, or other use that is improper for the good's ordinary use or otherwise not in compliance with Seller's instruction; (2) goods alteration, modification or repair by anyone other than Seller or authorized by Seller; (3) damage after shipment to Buyer; (4) improper voltage or wiring; or (5) use of parts that are not 100% compatible with the goods.

Buyer Warranty. Buyer shall provide a no defect in materials or workmanship warranty with respect to each product sold to an end customer for a period not less than the then remaining warranty period related to such product and afforded to Buyer pursuant to Section (Seller Warranty) above. Except with respect to the remedies provided by Seller to Buyer under Section (Seller Warranty), any other warranties or representations, or remedies for breach thereof, which Buyer may provide to its end customers shall be the sole responsibility of Buyer, and Seller shall not be bound thereby. Unless Buyer receives Seller's prior written consent, Buyer will not sell Seller's products to end-users or intermediaries that sell to end-users that will use or sell the products in a nuclear or in-aircraft application or for any other application that Seller may notify Buyer of in writing.

Damages Amount Limitation. Other than as set forth in Section (Buyer Indemnification) and any breaches of Section (Confidentiality) hereof, Seller's cumulative liability for damages to Buyer for any cause whatsoever, and regardless of the form of action, whether in contract or in tort, including, but not limited to, negligence, shall be limited to the total contract price of the goods sold hereunder, plus or minus, as applicable, the amounts of all unpaid accounts payable and receivable between the parties, if any.

Damages Limitation. In no event shall Seller's liability of any kind include any special, indirect, incidental or consequential loss or damage or lost profits, even if Seller shall have been advised of the possibility of such potential loss or damage.

Sole Remedy. The sole and exclusive remedy for breach of any non-warranty obligation of Seller and the sole remedy for Seller's liability of any kind (including liability for negligence) with respect to the goods and services provided to Buyer shall be to use all commercially reasonable efforts to promptly cure such breach. Buyer must commence any suit for a cause of action arising hereunder within one year from the date in which the facts that gave rise to the cause of action first occurred.

Buyer Indemnification. Buyer shall hold harmless, indemnify and defend (at Seller's request) Seller for any and all damages, liabilities, costs and expenses (including any costs of litigation, including but not limited to, attorneys' fees and any other costs and expenses), fines, or losses in connection with any threatened or actual claims, actions, demands, investigations, or suits, including, but not limited to, claims or suits by third parties, arising out of any of the following: (a) Buyer's negligent or willful acts, or those of its employees and/or agents, (b) such goods being repaired or altered by persons other than Seller (unless expressly authorized in writing by Seller), (c) in the event that Buyer modifies, or combines with any non-Seller goods, any of the goods purchased from Seller, and such modification or combination results in the actual or alleged infringement of any intellectual property rights of any third party, (d) from goods produced by Seller according to Buyer's specifications, (e) any violations of export control laws by Buyer, or (f) Buyer's breach of any provision in these T&Cs.

Confidentiality. "Confidential Information" means any of Seller's business information, specifications and all related writings, drawings, designs and similar works or any other information which is disclosed by Seller and labeled or marked as confidential, proprietary or its equivalent, or oral or visual information that is designated confidential, proprietary or its equivalent at the time of its disclosure. All Confidential Information shall be the exclusive property of Seller, and Seller retains all its right, title and interest. Buyer agrees to use Confidential Information for the exclusive purpose of performance under the Purchase Order and not to disclose or provide any Confidential Information to any third party and to take all necessary measures to prevent any such disclosure by its employees, agents, contractors or consultants. Upon request of Seller or completion of the Order, Buyer shall return all Confidential Information to Seller and provide certification of such return.

Tooling. Charges made for tools, dies, gauges, jigs, fixtures or equipment made or acquired by Seller in connection with the work do not convey title to or any proprietary interest in such tools. All such tools will remain the exclusive property of Seller.

Force Majeure. Seller shall not be liable for any failure to perform this agreement when such failure is due to circumstances beyond its control. Circumstances beyond the control of Seller shall be deemed to include, but shall not be limited to, acts of God, governmental action, accidents, labor trouble, and inability to obtain materials, equipment or transportation.

Waiver. No oral statements, recommendations or assistance given by a representative and/or distributor of Seller to Buyer or its representatives in connection with the use of the goods shall constitute a waiver by Seller of any of the provisions hereof, or affect Seller's liability herein.

Arbitration. Except for any action where the sole relief sought is an injunction, any controversy or claim arising out of or relating to these T&Cs, or the making, performance or interpretation thereof, including without limitation alleged fraudulent inducement thereof, shall be settled by binding arbitration in the city of Seller's choosing in the state of Seller's business address as shown on the Response, by one arbitrator in accordance with the Commercial Arbitration Rules of the American Arbitration Association. Judgment upon any arbitration award may be entered in any court having jurisdiction thereof.

Representation of Buyer. Buyer is duly organized, validly existing and in good standing under the laws of the state of its formation and has full corporate power and authority to own, operate or lease the properties and assets now owned, operated or leased by it and to carry on its business as currently conducted. Buyer is duly licensed or qualified to do business and is in good standing in each jurisdiction in which such licensing or qualification is necessary. The execution and delivery by Buyer of this Agreement, the performance by Buyer of its obligations hereunder and thereunder and the consummation by Buyer of the transactions contemplated

GENERAL INFORMATION

hereby have been duly authorized by all requisite corporate action on the part of Buyer, and this Agreement constitutes a legal, valid and binding obligation of Buyer enforceable against Buyer in accordance with its terms.

Risk of Loss. Commencing at the time of delivery, Buyer shall bear all risk of loss, damage, destruction, theft and condemnation to or of the Equipment from any cause whatsoever.

Events of Default. Each of the following events is an "Event of Default" under this Agreement: (a) if Buyer fails to pay when due any installment of the purchase price or any other amount under this Agreement; (b) if Buyer defaults in the observance or performance of any other term, covenant or condition of Buyer under this Agreement and Buyer shall fail to remedy such default within ten days after notice by Seller to Buyer of such default; (c) if Buyer's interest or any portion thereof in this Agreement devolve on or pass to any person, whether by operation of law or otherwise; (d) if Buyer: (i) does not, or is unable to, or admits in writing its inability to, pay its debts as they become due; (ii) commences or institutes any case, proceeding or other action seeking relief on its behalf as debtor, or to adjudicate it a bankrupt or insolvent, or seeking reorganization, arrangement, adjustment, winding up, liquidation, dissolution, composition or other relief with respect to it or its debts under any existing or future law of any jurisdiction, domestic or foreign, relating to bankruptcy, insolvency, reorganization or relief of debtors; (iii) commences or institutes any case, proceeding or other action seeking appointment of a receiver, trustee, custodian or other similar official for it or for all or any substantial part of its property; or (iv) makes a general assignment for the benefit of creditors; (e) if a receiver, trustee, custodian or other similar official is appointed for any substantial part of the assets of Buyer which appointment is not vacated or stayed within 30 days; (f) if Buyer sells, transfers or disposes of all or substantially all of its assets, or merges or consolidates with any other entity; or (g) a breach of any representation or warranty of Buyer.

Headings. The headings in this Agreement are for reference only and shall not affect the interpretation of this Agreement.

Entire Agreement. This Agreement, including any exhibits and schedules, constitutes the sole and entire agreement of the parties to this Agreement with respect to the subject matter contained herein and therein, and supersedes all prior and contemporaneous understandings, agreements, representations and warranties, both written and oral, with respect to such subject matter.

Amendment and Modification. No amendment to this Agreement is effective unless it is in writing and signed by each party to this Agreement.

Cumulative Remedies. All rights and remedies provided in this Agreement are cumulative and not exclusive, and the exercise by either party of any right or remedy does not preclude the exercise of any other rights or remedies that may now or subsequently be available at law, in equity, by statute, in any other agreement between the parties or otherwise.

Assignment. Buyer may not assign any of its rights under this Agreement without the prior written consent of Seller and provided that such assignment shall not relieve Buyer of its obligations under this Agreement, and Buyer shall remain primarily liable under this Agreement. Any purported assignment in violation of this Section is null and void.

Successors and Assigns. This Agreement is binding on and inures to the benefit of the parties to this Agreement and their respective successors and permitted assigns.

No Third-party Beneficiaries. This Agreement benefits solely the parties to this Agreement and their respective successors and permitted assigns and nothing in this Agreement, express or implied, confers on any third party any legal or equitable right, benefit or remedy of any nature whatsoever under or by reason of this Agreement.

Waiver of Jury Trial. Each party acknowledges and agrees that any controversy that may arise under this Agreement, including any exhibits attached to this Agreement, is likely to involve complicated and difficult issues and, therefore, each such party irrevocably and unconditionally waives any right it may have to a trial by jury in respect of any legal action arising out of or relating to this Agreement, including any exhibits attached to this Agreement, or the transactions contemplated hereby.

Drafting. No provision of this Agreement shall be interpreted for or against any party hereto on the basis that such party was the draftsman of such provision, and no presumption or burden of proof shall arise favoring or disfavoring any party by virtue of the authorship of any of the provisions of this Agreement.

Counterparts. This Agreement may be executed in counterparts, each of which is deemed an original, but all of which together is deemed to be one and the same agreement. A signed copy of this Agreement delivered by facsimile, e-mail or other means of electronic transmission is deemed to have the same legal effect as delivery of an original signed copy of this Agreement.

Miscellaneous. All provisions set forth herein regarding warranty, confidential information, indemnification, liability and limits thereon, and any other provisions that survive by their terms will survive any termination or expiration of any Response delivered in connection herewith pursuant to the terms of such sections. In the event that any provision of these terms is held to be illegal, invalid or unenforceable under any present or future law, rule or regulation, such provision shall be deemed stricken from these T&Cs, but such illegality, invalidity or unenforceability shall not invalidate any of the other provisions of these T&Cs. Buyer represents and covenants that it has, and will continue to, comply with all laws and regulations related to the goods sold hereunder, including, but not limited to, export control laws. This sale transaction shall be governed, construed and enforced solely by the laws of the State of Seller's business address as shown on the Response. The United Nations Convention on the International Sale of Goods shall not be applicable to these T & C. The relationship of Buyer and Seller is that of independent contractors.

California Customers. Midland Industries does not guarantee that all products meet California environmental laws of Proposition 65. It is the sole responsibility and liability of the Midland distributor to order products for use in California that comply with California laws.

QD CROSSOVER

INFORMATION

	Midland	Parker	Tomco	Amflo	Breco	Milton	Dixon	Hansen	Foster
Industrial Interchange 1/4	28560	UC304F-4	UC2-16	C60		745			
	28579	UC304M-4	UC2-15	C61		746			
	28589	UC304M-6	UC2-20	C61-03					
	28551	B22A	M180	C20-01	B2CM1-B		DC2101	900	2903
	28552	B22	M181	C21	B2CM2-B	716M	DC21	1100	3103
	28553	B22E	M182	C21-03	B2CM2-B	719M	DC2103	1300	3303
	28539	B23A	M183	C20-21	B2CF1-B		DC2021	800	2803
	28540	B23	M184	C20	B2CF2-B	715M	DC20	1000	3003
	28541	B23E	M185	C20-23	B2CF3-B	718M	DC2023	1200	3203
	28562	B20-3B	M186	C20-42	B2CS2-B	717M	DC2042		
	28564	B20-5B	M187		B2CS3-B	717-6M	DC2044	1700	3703
	28565	B20-3BP	M189	C20-42L	B2CPS2-B	1717-4M	DC2042L	1600P	1513
	28566	B20-5BP	M190	C20-44L	B2CPS3-B	1717-6M	DC2044L	1700P	1713
Parker Interchange (Tru-Flate) 1/4V	28545	H0C	1802	CP21-01	BB2M1-S	726	DCP2101	12	12-3
	28546	H2C	1804	CP21	BB2M2-S	727	DCP21	10	10-3
	28547	H2C-E	1806	CP21-03	BB2M3-S	733	DCP2103	14	14-3
	28533	H1C	1803	CP20-21	BB2F1-S	729	DCP2021	13	13-3
	28534	H3C	1805	CP20	BB2F2-S	728	DCP20	11	11-3
	28535	H3C-E	1807	CP20-23	BB2F3-S	732	DCP2023	15	15-3
	28557	H8C	1824	CP21-42	BB2S2-S	736	DCP2142	16	16-3
	28559	H9C	1826	CP21-44	BB2S3-S	736-6	DCP2144	17	17-3
	28558	H8CP	1850	CP21-42L	BB2PS2-S	1736-4	DCP2142L		51-3
	28561	H9CP	1860	CP21-44L	BB2PS3-S	1736-6	DCP2144L		71-3
Aro 210 Interchange 1/4	28515	B12A	A2180	C1-01	B2JM1-B		DC101	B21QS-12M	TF2903
	28516	B12	A2181	C1	B2JM2-B	786	DC1	B21QS-25M	TF3103
	28517	B12E	A2182	C1-03	B2JM3-B	789	DC103	B21QS-37M	TF3303
	28506	B13A	A2183	C2-21	B2JF1-B		DC221	B21QS-12F	TF2803
	28507	B13	A2184	C2	B2JF2-B	785	DC2	B21QS-25F	TF3003
	28508	B13E	A2185	C2-23	B2JF3-B	788	DC223	B21QS-37F	TF3203
	28528	B10-3B	A2186	C2-42	B2JS2-B	786-4	DC242	B21QS-25H	TF3603
	28530	B10-5B	A2188	C2-44	B2JS3-B	786-6	DC244	B21QS-37H	TF3703
	28531	B10-3BP	A2189	C2-42L	B2JPS2-B	1786-4	DC242L	B21QS-25HP	TF1513
	28532	B10-5BP	A2190	C2-44L	B2JPS3-B	1786-6	DC244L	B21QS-37HP	TF1713
ST Series/High Flow 1/4, 3/8	28509	0C	2152	CP1-01	BJ2M1-S		DCP101		TF12
	28510	2C	2154	CP1	BJ2M2-S	783	DCP1	21AP-25M	TF10
	28511	2C-E	2156	CP1-03	BJ2M3-S		DCP103	21AP-37M	TF14
	28500	1C	2153	CP2-21	BJ2F1-S		DCP221		TF13
	28501	3C	2155	CP2	BJ2F2-S	784	DCP2	21AP-25F	TF11
	28502	3C-E		CP2-23	BJ2F3-S		DCP223	21AP-37F	TF15
	28518	8C	2164	CP1-42	BJ2S2-S	783-4	DCP142	21AP-25H	TF16
	58520	9C	2166	CP1-44	BJ2S3-S	783-6	DCP144	21AP-37H	TF17
	28521	8CP	2150	CP1-42L	BJ2PS2-S	1783-4	DCP142L		TF51
	28522	9CP	2160	CP1-44L	BJ2PS3-S	1783-6	DCP144L		TF71
Lincoln Interchange 1/4	28592		A102		B20M1-B				
	28593	B52	A101	C45	B20M2-B	776	DC37	20AS-25M	210-3103
	28594	B52E	A107		B20M3-B		DC3703	20AS-37M	210-3303
	28583		A103		B20F1-B				
	28584	B53	A100	C38B	B20F2-B	775	DC38	20AS25F	210-3003
	28585	B53E	A106		B20F3-B		DC3823	20AS37F	210-3203
	28601		A104		B20S2-B	776-4	DC3842		
Industrial Interchange 3/8	28603		A105		B20S3-B	776-6	DC3844		
	28586		202		B02M1-S				210-12
	28587	A2C	200	CP37	B02M2-S	777	DCP37	20AP-25M	210-10
	28577		302		B02F1-S				
	28578	A3C	300	CP38	B02F2-S	778	DCP38		210-11
	28595	A8C	400	CP37-42	B02S2-S	777-7	DCP3742		
28597		500		B02S3-S	777-6	DCP3744			

THREAD CHART

INFORMATION

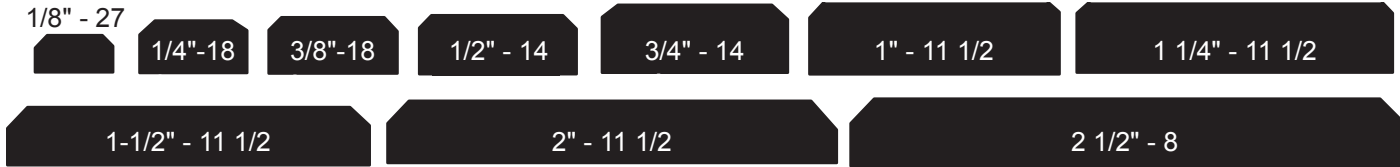
Thread Chart

DASH SIZE	2	3	4	5	6	7	8	10	12	14	16	20	24	32	40	48	
O.D. TUBING SIZE	1/8	5/32	3/16	1/4	5/16	3/8	7/16	1/2	5/8	3/4	7/8	1	1-1/4	1-1/2	2	2-1/2	3
STANDARD PIPE SIZE N.P.T.F. (DRYSEAL)*	1/8-27		1/4-18		3/8-18		1/2-14		3/4-14		1-11 1/2	1 1/4-11 1/2	1 1/2-11 1/2	2-11 1/2	2 1/2 -8	3-8	
S.A.E. 45° FLARE	5/16-24		7/16-20	1/2-20	5/8-18	11/16-16	3/4-16	7/8-14	1 1/16-14	1 1/4-12	1 3/8-12						
INVERTED FLARE	5/16-24		7/16-24	1/2-20	5/8-18	11/16-18	3/4-18	7/8-18	1 1/16-16								
J.I.C. 37° FLARE	5/16-24		7/16-20	1/2-20	9/16-18		3/4-16	7/8-14	1 1/16-12	1 3/16-12	1 5/16-12	1 5/8-12	1 7/8-12	2 1/2-12	3-12	3 1/2-12	
COMPRESSION	5/16-24	5/16-24	7/16-24	1/2-24	9/16-24	5/8-24	11/16-20	13/16-18	1 -18	1 1/8-18							
FLARELESS																	
COMPRESSION (PLASTIC TUBE)	5/16-24		3/8-24	7/16-24	1/2-24		11/16-20										
AIR BRAKE - PLASTIC TUBE			7/16-24		17/32-24		11/16-20	13/16-18	1 -18								
AIR BRAKE - COPPER TUBE			7/16-24	1/2-24	17/32-24		11/16-20	13/16-18	1 -18								
DOUBLE COMPRESSION	5/16-24		7/16-24	1/2-20	9/16-20		11/16-16										
STEEL																	
COMPRESSION (HIGH PRESSURE)	5/16-24		7/16-20	1/2-20	9/16-18		3/4-16	7/8-14	1 1/16-12	1 3/16-12	1 5/16-12	1 5/8-12	1 7/8-12	2 1/2-12			
S.A.E. O-RING	5/16-24		7/16-20	1/2-20	9/16-18		3/4-16	7/8-14	1 1/16-12	1 3/16-12	1 5/16-12	1 5/8-12	1 7/8-12	2 1/2-12			
INTERNAL O-RING			1/2-20	9/16-18	5/8-18		7/8-14	1 -14	1 1/8-12	1 1/2-12	1 3/4-12	2 -12					
NPSM SWIVEL THREAD	1/8-27		1/4-18		3/8-18		1/2-14		3/4-14		1-11 1/2	1 1/4 -11 1/2	1 1/2 - 11 1/2	2- 11 1/2			
FLAT FACE THREAD			9/16-18		11/16-16		13/16-16	1-14	1 3/16-12		1 7/16-12	1 11/16-12	2-12				
BRITISH THREAD BSPP/BSPT	1/8-28		1/4-19		3/8-19		1/2-14		3/4-14		1-11	1 1/4-11	1 1/2-11	2-11			
METRIC THREAD	10		14	16	18	20	22	24	26	27	30	33	36	42	48		
CODE 61	M10X1.0		M12x1.5	M14x1.5	M16x1.5	M18x1.5	M20x1.5	M22x1.5	M24x1.5	M26x1.5	M30x2.0	M33x2.0	M36x2.0	M42x2.0	M48x2.0		
FLANGE HEAD O.D							1.19	1.335	1.50		1.75	2.00	2.38	2.81	3.31	4.00	
CODE 62																	
FLANGE HEAD O.D							1.25		1.62		1.88	2.12	2.50	3.12			

THREAD PROFILES

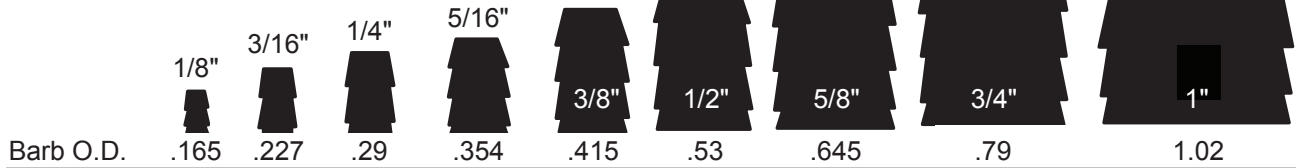
INFORMATION

Pipe Threads




Hose Barbs

• Actual profile



Push-On Barbs

• Actual profile

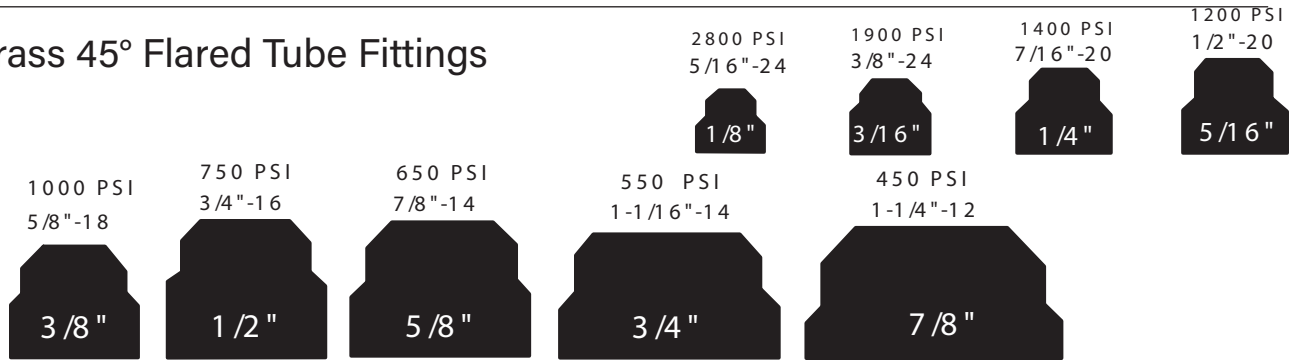


Garden Hose Fittings

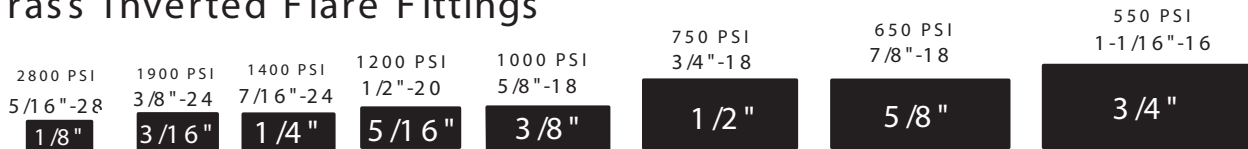
Male Garden Hose Threads are 3/4" with O.D. of 1.0625 and 11-1/2 threads per inch



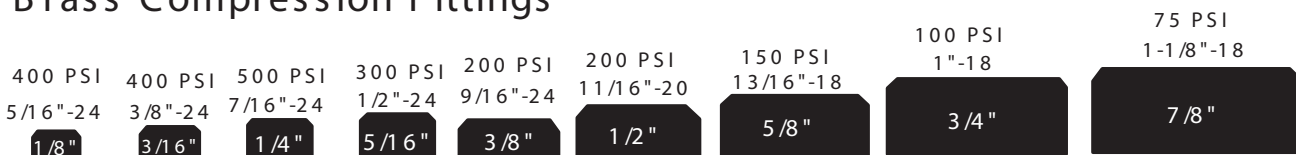
Brass 45° Flared Tube Fittings



Brass Inverted Flare Fittings



Brass Compression Fittings



Tubing O.D. Size



TABLE OF CONTENTS PGS 1-3

PICTORIAL INDEX PGS 4-31

BRASS PGS 32-201

LEAD FREE PGS 202-233

PLUMBING ACCESSORIES 234-259

LEAD FREE VALVES 260-273

VALVES 274-340

FITTINGS AND NIPPLES 341-417

PLASTIC 418-433

HOSE ACCESSORIES 434-459

HOSE 460-492

CRIMPLOCK 493-505

CLAMPS 506-527

TUBING 528-534

HIGH PRESSURE SPRAYER 535-540

PNEUMATICS 541-568

HYDRAULICS 569-622

STAINLESS STEEL 623-645

NUMERICAL INDEX 646-692



Nationwide Toll Free

888.675.0190

Local & International

208.314.7475

Fax

208.672.3003

Email

info@ifwsales.com

